



GOVERNMENT OF HARYANA

# ECONOMIC SURVEY OF HARYANA 2017-18



Issued by :  
DEPARTMENT OF ECONOMIC AND STATISTICAL ANALYSIS, HARYANA  
2018

Publication No.1179  
Available at [www.esaharyana.gov.in](http://www.esaharyana.gov.in)



GOVERNMENT OF HARYANA

# **Economic Survey of Haryana 2017-18**

**Issued By:**

**DEPARTMENT OF ECONOMIC AND STATISTICAL ANALYSIS, HARYANA  
YOJANA BHAWAN, SECTOR – 4, PANCHKULA  
2018**

# CONTENTS

*HARYANA AT A GLANCE*

(i-ii)

<u>CHAPTER</u>	<u>TITLE</u>	<u>PAGE(S)</u>
<b>STATE ECONOMY</b>		
CHAPTER-1	HARYANA ECONOMY AND PROSPECTS	1-11
CHAPTER-2	PUBLIC FINANCE, BANKING & CREDIT, FINANCIAL INCLUSION AND EXCISE & TAXATION	12-30
<b>ACHIEVEMENTS OF DEPARTMENTS/ BOARDS/CORPORATIONS</b>		
CHAPTER-3	AGRICULTURE & ALLIED SECTOR	31-66
CHAPTER-4	INDUSTRY, POWER, ROADS AND TRANSPORT	67-87
CHAPTER-5	EDUCATION AND IT	88-116
CHAPTER-6	HEALTH AND WOMEN & CHILD DEVELOPMENT	117- 136
CHAPTER-7	PANCHAYATI RAJ, RURAL AND URBAN DEVELOPMENT	137-148
CHAPTER-8	SOCIAL SECTOR	149-170
<b><i>ANNEXURES</i></b>		171-176

\*\*\*

## HARYANA AT A GLANCE

ITEM	PERIOD/YEAR	UNIT	HARYANA STATUS	ALL INDIA STATUS
<b>GEOGRAPHICAL AREA</b>		Sq. Km.	44,212	32,87,469
<b>ADMINISTRATIVE SET UP</b>	February, 2018	No.		
(a) Divisions			6	
(b) Districts			22	
(c) Sub-Divisions			73	
(d) Tehsils			93	
(e) Sub-Tehsils			49	
(f) Blocks			140	
(g) Towns	Population Census 2011		154	
(h) Villages (including inhabited)	Population Census 2011		6,841	
<b>POPULATION</b>	Population Census 2011	No.		
(a) Total			2,53,51,462	1,21,05,69,573
(b) Male			1,34,94,734	62,31,21,843
(c) Female			1,18,56,728	58,74,47,730
(d) Rural Percentage of Rural Population			1,65,09,359 65.12	83,34,63,448 68.85
(e) Urban			88,42,103	37,71,06,125
(f) Density of Population		Per Sq.Km.	573	382
(g) Literacy Rate	Male	Percent	84.1	80.9
	Female		65.9	64.6
	Total		75.6	74.0
(h) Sex Ratio		Female per Thousand Male	879	943
<b>VITAL STATISTICS</b>	2016	Per Thousand		
<b>(a) Birth Rate</b>				
(i) Combined			20.7	20.4
(ii) Rural			22.0	22.1
(ii) Urban			18.3	17.0
<b>(b) Death Rate</b>				
(i) Combined			5.9	6.4
(ii) Rural			6.3	6.9
(iii) Urban			5.1	5.4

ITEM	PERIOD/YEAR	UNIT	HARYANA STATUS	ALL INDIA STATUS
<b>(c) Infant Mortality Rate</b>	2016	Per Thousand		
(i) Combined			33	34
(ii) Rural			35	38
(iii) Urban			27	23
<b>(d) Maternal Mortality Ratio (MMR)</b>	2010-12	Death per Lakh Live Birth	146	178
<b>LAND UTILIZATION</b>	2014-15			
(a) Area Under Forest		Percent	4.00	21.84
(b) Net Area Sown		Thousand Hect.	3,522	1,40,130
(c) Area Sown More than Once			3,014	58,230
(d) Total Cropped Area			6,536	1,98,360
(e) Area Sown More than Once to Net Area Sown			85.58	41.55
<b>OPERATIONAL HOLDINGS</b>	Agri. Census 2010-11			
(a) No. of Operational Holdings		'000' Number	1,617	1,37,757
(b) Area of Operational Holdings		Thousand Hect.	3,646	1,59,180
(c) Average Size of Holdings		Hect.	2.25	1.16
<b>POWER</b>	2015-16			
(a) Total Installed Capacity		MW	6,368	3,02,088
(b) Power Available for Sale		Lakh KWH	4,45,111	
(c) Power Sold		Lakh KWH	3,21,722	8,63,36,402
(d) Electricity Consumers		No.	59,51,401	26,30,28,328
<b>STATE INCOME (At Current Prices)</b>	2016-17 (Quick Estimates)			
(a) Gross State Domestic Product (GSDP)		Rupees Crore	5,45,323	1,52,53,714
(b) Gross State Value Added (GSVA)			4,90,250	1,38,41,591
(c) Agriculture and Allied Sector GSVA			96,607	24,84,005
(d) Industry Sector GSVA			1,54,414	40,54,112
(e) Services Sector GSVA			2,39,229	73,03,474
(f) Per Capita Income		Rupees	1,78,890	1,03,870

\*\*\*

# STATE ECONOMY

# HARYANA ECONOMY AND PROSPECTS

*The economic growth of Haryana has been exemplary, except for some periods, since its creation as a separate State. Though Haryana is geographically a small State, the contribution of the State in the National Gross Domestic Product at constant (2011-12) prices has been estimated to be 3.6 percent as per the Quick Estimates of 2016-17.*

## GROSS STATE DOMESTIC PRODUCT

**1.2** The Department of Economic & Statistical Analysis, Haryana prepares the estimates of Gross State Domestic Product (GSDP). As per the Advance Estimates for the year 2017-18, the GSDP of the State at current prices has been recorded as ₹ 6,08,470.73 crore, recording the growth of 11.6 percent over the previous year. The GSDP in 2017-18 is expected to reach the level of ₹ 4,77,736.26 crore, with the growth of 8.0 percent, at constant (2011-12) prices. The real growth of 8.0 percent recorded in GSDP of the State in 2017-18 is higher than the All India GDP growth of 6.6 percent. As per the Quick Estimates, the GSDP of the State at current prices has been estimated as ₹ 5,45,322.52 crore for 2016-17 as against the Provisional Estimates of ₹ 4,85,824.16 crore in 2015-16, registering the growth of 12.2 percent. The GSDP at constant (2011-12) prices for 2016-17 has been estimated as ₹ 4,42,200.56 crore as against the Provisional Estimates of ₹ 4,08,561.87 crore for 2015-16, recording the growth of 8.2 percent. The GSDP of the State at current and constant (2011-12) prices is

given in **Table 1.1 & Fig. 1.1** whereas the growth in real terms is shown in **Table 1.2 & Fig 1.2**.

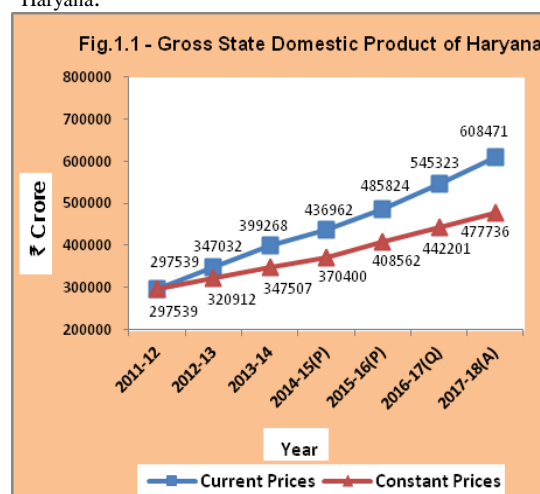
**Table 1.1- Gross State Domestic Product of Haryana.**

Year	Gross State Domestic Product (₹ Crore)	
	At Current Prices	At Constant (2011-12) Prices
2011-12	297538.52	297538.52
2012-13	347032.01	320911.91
2013-14	399268.12	347506.61
2014-15(P)	436961.53	370399.76
2015-16(P)	485824.16	408561.87
2016-17(Q)	545322.52	442200.56
2017-18 (A)	608470.73	477736.26

P: Provisional Estimates, Q: Quick Estimates,

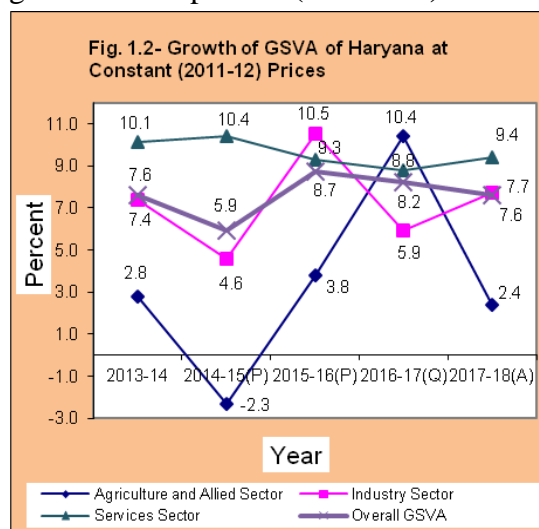
A: Advance Estimates

Source: Department of Economic & Statistical Analysis, Haryana.



**1.3** The growth in real Gross State Value Added (GSVA) was recorded as 5.9 percent during the year 2014-15 which improved to 8.7 percent during the year 2015-16. During 2016-17, the growth in GSVA fell down to 8.2 percent which may be mainly attributed to the low growth (5.9%) recorded in Industry Sector. During the year 2017-18, the growth in GSVA further fell down to 7.6 percent which is mainly due to the low growth recorded in Agriculture & Allied Sector (2.4%). This growth of 7.6 percent in State GSVA in 2017-18 is

higher as compared to the All India GVA growth of 6.4 percent (**Table 1.2**).



**Table 1.2- Growth in Gross State Value Added at Constant (2011-12) Prices.**

Sector	Haryana					All India
	2013-14	2014-15 (P)	2015-16 (P)	2016-17 (Q)	2017-18 (A)	2017-18 (A)
Agriculture & Allied	2.8	-2.3	3.8	10.4	2.4	3.0
Industry	7.4	4.6	10.5	5.9	7.7	4.8
Services	10.1	10.4	9.3	8.8	9.4	8.3
GSVA	7.6	5.9	8.7	8.2	7.6	6.4
GSDP	8.3	6.6	10.3	8.2	8.0	6.6

P: Provisional Estimates, Q: Quick Estimates, A: Advance Estimates

Source: Department of Economic and Statistical Analysis, Haryana.

### Structural Transformation of State Economy

**1.4** At the time of formation of Haryana State, the State economy was predominantly rural and agriculture based. At the beginning year (1969-70) of 4<sup>th</sup> Five Year Plan, the contribution of Agriculture and Allied Sector (crops, livestock, forestry and fishing) in the GSDP at constant prices was largest (60.7%) followed by Services (21.7%) and Industry (17.6%) Sectors. At that time, the predominance of Agriculture (crops and livestock) Sector was highly responsible for instability in the growth rate of the economy due to fluctuations in agricultural production. Thereafter, the major drive towards diversification and modernization of State economy started and continued successfully in the following Five Years Plans.

**1.5** During the period of 37 years (1969-70 to 2006-07) intervening 4<sup>th</sup> and 10<sup>th</sup> Five Year Plans, Industry and Services Sectors registered higher growth rate than the Agriculture and Allied Sector which resulted in the increased share of Industry and Services Sector and decreased share of Agriculture and Allied Sector in the GSDP. The share of Agriculture and Allied Sector in GSDP declined from 60.7 percent in 1969-70 to 21.3 percent in 2006-07 while the share of Industry Sector increased from 17.6 percent in 1969-70 to 32.1 percent in 2006-07. The share of Services Sector increased from 21.7 percent to 46.6 percent during this period.

**1.6** During the period of 11<sup>th</sup> Five Year Plan and onwards, the pace of structural transformation of the



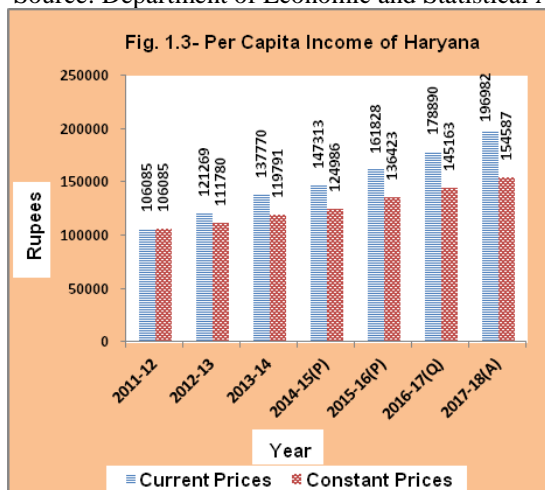
State economy remained continue. Consequent upon the robust growth recorded in Services Sector in this period, the share of Services Sector in GSVA further strengthened to 50.9 percent in 2017-18 with the decrease in the share of Agriculture & Allied Sector at 17.6 percent. Thus, the composition of GSDP shows that the share of Agriculture & Allied Sector is continuously declining whereas the share of Services Sector is continuously increasing.

**Table 1.3- Per Capita Income.**

Year	Per Capita Income of Haryana (₹)		Per Capita Income of All India (₹)	
	At Current Prices	At Constant (2011-12) Prices	At Current Prices	At Constant (2011-12) Prices
2011-12	106085	106085	63462	63462
2012-13	121269	111780	70983	65538
2013-14	137770	119791	79118	68572
2014-15(P)	147313	124986	86647	72805
2015-16(P)	161828	136423	94731	77826
2016-17(Q)	178890	145163	103870	82229
2017-18 (A)	196982	154587	111782	86660

P: Provisional Estimates, Q: Quick Estimates, A: Advance Estimates

Source: Department of Economic and Statistical Analysis, Haryana.



**1.8** The per capita income of the State at constant (2011-12) prices as per Advance Estimates is expected to reach at the level of ₹ 1,54,587 during 2017-18 as against ₹ 1,45,163 in 2016-17, indicating an increase of 6.5 percent during 2017-18. At current prices, the State per capita income is likely to reach the level of ₹ 1,96,982 during 2017-18 as compared to that of ₹ 1,78,890 in 2016-17, showing an increase of 10.1 percent during

## PER CAPITA INCOME

**1.7** The per capita income (Per Capita Net State Domestic Product) is another important indicator to assess the economic growth as well as the living standard of the people. During the year 1966-67, the per capita income of the State at current prices was only ₹ 608. Since then, the per capita income has increased multi fold. The per capita income of the State has been presented in **Table 1.3 and Fig. 1.3.**

2017-18. It is also observed that the per capita income of the State, at both current and constant prices, is higher as compared to the National per capita income.

## AGRICULTURE & ALLIED SECTOR

**1.9** Agriculture is the primary sector of our State economy and majority of the population is directly or indirectly dependent on agriculture and its allied activities. Accordingly, State has accorded high priority to Agriculture Sector since its creation on 1<sup>st</sup> November, 1966. The strong infrastructure facilities like metalled roads, rural electrification, network of canals, development of market yards etc. were created which provided much needed impetus to agriculture development in the State. Creation of these facilities coupled with agriculture research support and excellent extension network to disseminate the information

related to improved farm practices for farmers yielded tangible results. The State has been converted from a food deficient to a food surplus State.

**1.10** The Agriculture Sector has always been an important contributor to the Gross State Domestic Product (GSDP). However, as a consequence of rapid structural transition of the State economy over the years, the contribution of the Agriculture & Allied Sector at constant (2011-12) prices went down to only 17.6 percent of the GSVA during the year 2017-18. The economic growth of the State has become more sensitive to the growth in Industry and Services Sectors during the past few years but the recent experience suggests that high GSVA growth without consistent and rapid agricultural growth is likely to accelerate inflation in the State which would jeopardize the larger growth process. Therefore, the growth of Agriculture and Allied Sector continued to be a critical factor in the overall performance of the State economy.

**1.11** Agriculture and Allied Sector is composed of agriculture, forestry & logging and fishing sub-sectors. Agriculture including crop husbandry and dairy farming is the main component contributing about 92 percent in GSVA of Agriculture and Allied Sector. The contribution of forestry and fishing sub-sectors in GSVA of Agriculture and Allied Sector is merely around 6 and 2 percent respectively resulting in very low impact of these two sub-sectors on the overall growth of Agriculture and Allied Sector.

**1.12** The GSVA along with the growth rates recorded by the State economy at constant (2011-12) prices in Agriculture and Allied Sector during

different years have been shown in **Table 1.4**. The Provisional Estimates for 2014-15 reveal that Agriculture & Allied Sector of the State economy recorded the negative growth of 2.3 percent. The Provisional Estimates for 2015-16 indicate that Agriculture and Allied Sector recorded the growth of 3.8 percent. As per Quick Estimates for 2016-17, the GSVA for Agriculture and Allied Sector has been recorded as ₹ 72,805.01 crore as against the Provisional Estimates of ₹ 65,933.06 crore in 2015-16 with the growth of 10.4 percent. As per the Advance Estimates for 2017-18, the GSVA from this sector has been recorded as ₹ 74,525.82 crore with the growth of 2.4 percent. The GSVA from Agriculture Sector including crops and livestock has been estimated as ₹ 68,776.03 crore with the growth of 1.8 percent whereas the GSVA from forestry & logging and fishing sub-sectors has been recorded as ₹ 4,146.90 crore and ₹ 1,602.89 crore with the growth of 2.1 percent and 36.1 percent respectively during the year 2017-18.

## **AGRICULTURE INDICES**

**1.13** The Indices of area under crops, agricultural production and yield from the year 2007-08 to 2016-17 (Base Triennium ending 2007-08=100) for the State show that the index of area under crops decreased from 133.32 in 2015-16 to 109.83 in 2016-17. The index of agricultural production decreased from 133.83 in 2015-16 to 122.08 in 2016-17. However, the index of yield increased from 100.38 in 2015-16 to 111.15 in 2016-17 during this period. The index of production of foodgrains increased from 115.52 in 2015-16 to 124.75 in 2016-17 whereas the index of non-foodgrains decreased from 173.03 in 2015-16 to 116.34 in 2016-17.

**Table 1.4- GSVA from Agriculture and Allied Sector at Constant (2011-12) Prices.**

(₹ Crore)

Sector	2011-12	2012-13	2013-14	2014-15 (P)	2015-16 (P)	2016-17 (Q)	2017-18 (A)
Crops & Livestock	59785.53	58589.94 (-2.0)	60492.59 (3.2)	58747.54 (-2.9)	60945.98 (3.7)	67566.20 (10.9)	68776.03 (1.8)
Forestry & Logging	3894.90	3772.16 (-3.2)	3677.45 (-2.5)	3896.78 ( 6.0)	3983.99 (2.2)	4060.74 (1.9)	4146.90 (2.1)
Fishing	858.43	902.89 (5.2)	855.10 (-5.3)	900.64 (5.3)	1003.09 (11.4)	1178.07 (17.4)	1602.89 (36.1)
<b>Agriculture &amp; Allied</b>	<b>64538.86</b>	<b>63264.99 (-2.0)</b>	<b>65025.14 (2.8)</b>	<b>63544.96 (-2.3)</b>	<b>65933.06 (3.8)</b>	<b>72805.01 (10.4)</b>	<b>74525.82 (2.4)</b>

P: Provisional Estimates, Q: Quick Estimates, A: Advance Estimates, \* Figures in brackets show the percentage growth over previous year. Source: Department of Economic & Statistical Analysis, Haryana.

**INDUSTRY SECTOR**

**1.14** Industrialization plays a vital and crucial role in the development of an economy. It accelerates economic growth of a State and thereby increases the contribution of Industry Sector in the State Domestic Product by way of increase in the production and employment.

**1.15** The sub sector-wise Gross State Value Added (GSVA) alongwith the growth rates recorded by the Industry Sector in the State at constant (2011-12) prices during different years have been

shown in **Table 1.5**. The Provisional Estimates for 2015-16 indicate that Industry Sector in the State recorded the growth of 10.5 percent. As per Quick Estimates for 2016-17, the GSVA for Industry Sector has been recorded as ₹ 1,24,071.63 crore as against the Provisional Estimates of ₹ 1,17,201.18 crore in 2015-16 recording a growth of 5.9 percent. As per the Advance Estimates for 2017-18, the GSVA from Industry Sector is estimated to be ₹ 1,33,671.67 crore recording a growth of 7.7 percent over the previous year.

**Table 1.5- GSVA from Industry Sector at Constant (2011-12) Prices.**

(₹ Crore)

Sector	2011-12	2012-13	2013-14	2014-15 (P)	2015-16 (P)	2016-17 (Q)	2017-18 (A)
Mining & Quarrying	118.82	91.94 (-22.6)	272.40 (196.3)	330.89 (21.5)	687.09 (107.6)	950.03 (38.3)	1054.49 (11.0)
Manufacturing	53286.09	63311.66 (18.8)	67459.01 (6.6)	72299.29 (7.2)	83228.39 (15.1)	88094.57 (5.8)	95734.37 (8.7)
Electricity, Gas, Water Supply & Other Utility Services	3446.04	3375.07 (-2.1)	2917.19 (-13.6)	3244.75 (11.2)	2932.55 (-9.6)	3565.40 (21.6)	4342.04 (21.8)
Construction	29759.66	27614.98 (-7.2)	30686.76 (11.1)	30148.57 (-1.8)	30353.14 (0.7)	31461.63 (3.7)	32540.76 (3.4)
<b>Industry</b>	<b>86610.61</b>	<b>94393.65 (9.0)</b>	<b>101335.36 (7.4)</b>	<b>106023.49 (4.6)</b>	<b>117201.18 (10.5)</b>	<b>124071.63 (5.9)</b>	<b>133671.67 (7.7)</b>

P: Provisional Estimates, Q: Quick Estimates, A: Advance Estimates, \* Figures in brackets show the percentage growth over previous year. Source: Department of Economic & Statistical Analysis, Haryana.

**INDEX OF INDUSTRIAL PRODUCTION**

**1.16** Index of Industrial Production (IIP) is one of the prime indicators for

measurement of trend in the industrial production over a period of time with reference to a chosen base year. The IIP is presently being prepared in the State with

2004-05 as base year by the Department of Economic and Statistical Analysis, Haryana. Growth in major sectors and use **Table 1.6- Index of Industrial Production.**

based categories of IIP from the year 2013-14 and 2014-15 are given **Table 1.6.**

**(Base Year 2004-05=100)**

Industry Group	Index	
	2013-14	2014-15
Manufacturing	177.8 (2.4)	187.6 (5.5)
Electricity	252.7 (3.8)	275.4 (9.0)
Basic Goods Industries	214.5 (1.1)	226.4 (5.5)
Capital Goods Industries	204.8 (7.8)	239.1 (16.7)
Intermediate Goods Industries	156.7 (-9.8)	171.4 (9.4)
Consumer Goods Industries	170.4 (9.2)	164.3 (-3.6)
a) Consumer Durable Goods	187.1 (4.5)	187.2 (0.1)
b) Consumer Non-Durable Goods	158.9 (13.5)	148.5 (-6.5)
<b>General Index of IIP</b>	<b>184.0 (2.6)</b>	<b>194.8 (5.9)</b>

Source: Department of Economic and Statistical Analysis, Haryana.

**1.17** The General IIP with 2004-05 as base year increased from 184.0 in 2013-14 to 194.8 in 2014-15, registering an increase of 5.9 percent. The IIP of Manufacturing Sector increased from 177.8 in 2013-14 to 187.6 in 2014-15, exhibiting a growth of 5.5 percent over the previous year. The IIP of Electricity Sector indicated a growth of 9.0 percent as it rose from 252.7 in 2013-14 to 275.4 in 2014-15.

**1.18** The IIP of Basic Goods Industries like scrap, iron/steel, cold rolled sheets, pipes & tubes, stainless steel, high carbon steel, stainless steel, strip, plets, sheet etc. increased to 226.4 in 2014-15 recording an increase of 5.5 percent.

**1.19** The IIP of Capital Goods Industries like sugar machinery, CKD/STD telephony components, air compressor, microscope and all types cable etc. increased from 204.8 in 2013-14 to

239.1 in 2014-15, showing an increase of 16.7 percent.

**1.20** The IIP of Intermediate Goods Industries like fabrics, mixed, pipes, plastic/PVC, bricks & tiles (non-ceramic), yarn polyester, yarn polyester blended etc. increased from 156.7 in 2013-14 to 171.4 in 2014-15, recording an increase of 9.4 percent.

**1.21** The IIP of Consumer Goods Industries decreased from 170.4 in 2013-14 to 164.3 in 2014-15, showing a decrease of 3.6 percent. The Index of Consumer Durable Goods Industries like poles & posts of concrete, helmet, safety, tyre, cab/car, fan ceiling etc. is almost same i.e. 187.1 in 2013-14 and 187.2 in 2014-15, indicating a change of only 0.1 percent over the previous year.

**1.22** The Index of Consumer Non-Durable Goods Industries like HIV testing kits, bag polythene, edible oil, milk all kind, powder milk, hosiery goods,

others-cotton and malt barley etc. decreased from 158.9 in 2013-14 to 148.5 in 2014-15, recording a decrease of 6.5 percent. The growth of various industry groups at two digit levels during the year 2014-15 is given in **Annexure 1.1 and 1.2.**

**1.23** The revision of base year of State IIP from 2004-05 to 2011-12 is under process.

## SERVICES SECTOR

**1.24** The importance of the Services Sector can be gauged by looking at its contribution to different aspects of the economy. The share of Services Sector in the Gross State Value Added (GSVA) at constant (2011-12) prices has increased to 50.9 percent in 2017-18. The rise in the Services Sector's share in GSVA marks a

structural shift in the State economy and takes it closer to the fundamentals of a developed economy. During the period of 11<sup>th</sup> Five Years Plan, the Services Sector grew at the average annual growth rate of 12.2 percent. This growth rate of Service Sector was significantly faster than the average annual growth recorded for combined Agriculture and Industry Sectors during this period. The growth of Service Sector GSVA has been continuously above the overall growth during this period. It has also been more stable than the growth of other two sectors. The above trend of faster and comparatively stable growth of Service Sector as compared to other two sectors also remained on the same path during the period of 12<sup>th</sup> Plan (2012-17) and thereafter.

**Table 1.7- GSVA from Services Sector at Constant (2011-12) Prices.**

Sector	2011-12	2012-13	2013-14	₹ Crore)			
				2014-15 (P)	2015-16 (P)	2016-17 (Q)	2017-18 (A)
Trade, Repair, Hotels & Restaurants	33107.42	36239.29 (9.5)	38434.40 (6.1)	43071.42 (12.1)	48754.37 (13.2)	53287.77 (9.3)	58271.09 (9.4)
Transport, Storage, Communication & Services related to Broadcasting	17276.89	18744.22 (8.5)	20469.79 (9.2)	22917.55 (12.0)	25290.17 (10.4)	27856.78 (10.1)	30600.18 (9.8)
Financial, Real Estate & Professional Services	52584.59	59475.62 (13.1)	68666.72 (15.5)	74032.96 (7.8)	80193.58 (8.3)	86053.62 (7.3)	93920.13 (9.1)
Public Administration, Defence and Other Services	19956.26	21482.82 (7.6)	22127.24 (3.0)	25263.86 (14.2)	26462.81 (4.7)	29481.72 (11.4)	32453.67 (10.1)
<b>Overall Services</b>	<b>122925.16</b>	<b>135941.93 (10.6)</b>	<b>149698.16 (10.1)</b>	<b>165285.80 (10.4)</b>	<b>180700.94 (9.3)</b>	<b>196679.89 (8.8)</b>	<b>215245.06 (9.4)</b>

P: Provisional Estimates, Q: Quick: Estimates, A: Advance Estimates

\* Figures in brackets show the percentage growth over previous year.

Source: Deptt. of Economic and Statistical Analysis, Haryana.

**1.25** After recording the excellent growth throughout the 11<sup>th</sup> Five Year Plan, the Services Sector recorded the growth of 10.6 percent, 10.1 percent, 10.4 percent and 9.3 percent in 2012-13, 2013-14, 2014-15 and 2015-16, respectively. As per Quick Estimates of 2016-17, the real GSVA from

this sector has been recorded as ₹ 1,96,679.89 crore as against the Provisional Estimates of ₹ 1,80,700.94 crore in 2015-16, registering the comparative low growth of 8.8 percent. The low growth of 8.8 percent during 2016-17 may be attributed to the lower

growth achieved in financial, real estate & professional services (7.3%) and trade, repair, hotels & restaurants (9.3%). As per the Advance Estimates for 2017-18, the GSVA from Services Sector has been estimated as ₹ 2,15,245.06 crore with the growth of 9.4 percent. The growth recorded in trade, repair, hotels & restaurants and transport, storage, communication & services related to broadcasting was 9.4 percent and 9.8 percent respectively. The growth achieved in financial, real estate & professional services and public administration, defence and other services was 9.1 percent and 10.1 percent respectively (Table 1.7).

### **Growth of Different Sub-Sectors in Services Sector**

#### **Trade, Repair, Hotels & Restaurants**

**1.26** The growth of this sector in 2014-15 and 2015-16 has been recorded as 12.1 and 13.2 percent, respectively. As per the Quick Estimates of 2016-17, the growth of this sector has been recorded as 9.3 percent. As per the Advance Estimates for 2017-18, the growth of this sub-sector is likely to be 9.4 percent.

#### **Transport, Storage & Communication**

**1.27** The growth of this sector in 2014-15 and 2015-16 has been recorded as 12.0 and 10.4 percent, respectively. As per the Quick Estimates of 2016-17, the growth of this sector has been recorded as 10.1 percent. As per the Advance Estimates for 2017-18, the growth of this sub-sector is likely to be 9.8 percent.

#### **Finance, Real Estate and Professional Services**

**1.28** This sub-sector recorded the growth of 7.8 percent, 8.3 percent and 7.3 percent in 2014-15, 2015-16 and 2016-17 respectively. As per the Advance Estimates for 2017-18, this sub-sector is likely to achieve the growth of 9.1 percent.

### **Public Administration, Defence and Other Services**

**1.29** This sub-sector recorded the growth of 14.2 percent, 4.7 percent and 11.4 percent in 2014-15, 2015-16 and 2016-17 respectively. As per the Advance Estimates for 2017-18, the growth of this sub-sector is likely to be 10.1 percent.

### **GROSS FIXED CAPITAL FORMATION**

**1.30** The productive capacity of the economy depends to a large extent upon the Capital Formation i.e. more the capital accumulation, the higher would be the productive capacity of the economy. The Department of Economic and Statistical Analysis, Haryana compiles the estimates of Gross Fixed Capital Formation (GFCF) for the State at current and constant (2004-05) prices by Industry of use, by type of Institutions and also by type of Assets. At current prices the GFCF of the State has been estimated at ₹ 71,116 crore during the year 2015-16 as against ₹ 65,357 crore during the year 2014-15, recording an increase of 8.8 percent. Similarly, at constant (2004-05) prices, the GFCF has been estimated to ₹ 38,851 crore during the year 2015-16 as against ₹ 36,158 crore during the year 2014-15, recording an increase of 7.4 percent during the year 2015-16 (Table 1.8 & Fig. 1.4).

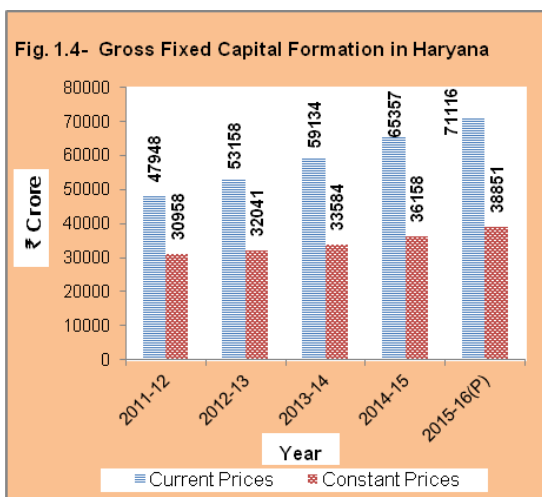
**Table 1.8- Gross Fixed Capital Formation in Haryana.**

(₹ Crore)

Year	Gross Fixed Capital Formation	
	At Current Prices	At Constant (2004-05) Prices
2011-12	47948	30958
2012-13	53158	32041
2013-14	59134	33584
2014-15	65357	36158
2015-16(P)	71116	38851

P: Provisional Estimates

Source: Department of Economic & Statistical Analysis, Haryana.



### Gross Fixed Capital Formation in Agriculture & Allied Sector

**1.31** The contribution of Gross Fixed Capital Formation in Agriculture & Allied Sector at constant (2004-05) prices increased from 9.3 percent in 2004-05 to 12.3 percent in 2015-16.

### Gross Fixed Capital Formation in Industry Sector

**1.32** In the State the contribution of Gross Fixed Capital Formation in Industry Sector was 55.5 percent in 2004-05 which decreased to 53.1 percent in 2015-16.

### Gross Fixed Capital Formation in Services Sector

**1.33** The contribution of Gross Fixed Capital Formation in Services Sector was 31.7 percent in 2013-14. Thereafter, it increased to 32.7 percent in 2014-15 and 34.5 percent in 2015-16.

## PRICE SITUATION

**1.34** The rise in prices of goods and services which is termed as inflation, is a crucial determinant in the growth of economy. The inflation is measured by Price Indices. For assessing the price situation in the State, the Department of Economic & Statistical Analysis, Haryana collects wholesale and retail prices of essential commodities and services on weekly/monthly basis from rural and urban areas of the State and prepares the

WPI and CPI for rural Haryana & Working Class respectively.

**1.35** Wholesale Price Index: The Wholesale Price Index (WPI) of 20 selected agricultural commodities (Base Agri. Year 1980-81=100) of the State from 2012-13 to 2016-17 is given in **Table 1.9**. It has increased from 1317.5 in 2015-16 to 1349.8 in 2016-17, showing an increase of 2.5 percent as compared to an increase of 4.8 and 3.0 per cent respectively during the year 2014-15 and 2015-16 over the previous years.

**Table 1.9- Year-wise Wholesale Price Index of 20 Selected Agricultural Commodities in Haryana.**

Year	Index (Base Agri. Year 1980-81=100)
2012-13	1143.1
2013-14	1220.9
2014-15	1279.7
2015-16	1317.5
2016-17	1349.8

Source: Department of Economic and Statistical Analysis, Haryana.

**Table: 1.10- Monthly Wholesale Price Index of 20 Selected Agricultural Commodities in Haryana.**

Month	Index (Base Year 1980-81=100)
December, 2016	1358.2
January, 2017	1346.1
February, 2017	1343.3
March, 2017	1341.2
April, 2017	1345.2
May, 2017	1347.2
June, 2017	1354.1
July, 2017	1366.3
August, 2017	1375.2
September, 2017	1380.2
October, 2017	1385.0
November, 2017	1391.1
December, 2017	1390.2

Source: Department of Economic & Statistical Analysis, Haryana.

**1.36** The month-wise WPI from December, 2016 to December, 2017 is presented in **Table 1.10**. The WPI rose from 1358.2 in December, 2016 to 1390.2 in December, 2017 registering an increase of 2.4 percent. This rise is mainly attributed to the increase in prices of grains, pulses and other crops which is 3.9, 4.4 and 13.1 respectively.

**1.37** Consumer Price Index (Rural): It measures changes in the price level of consumer goods and services purchased by households over a period of time. It is used to adjust the effect of inflation on the real value of wages, salaries and pensions. The main objective of computing this Index is to watch the movement of general level of retail prices of selected essential commodities that are in the consumption pattern of an average rural household in the State. The prices are collected fortnightly from 24 villages from different parts of the State where majority of population is engaged in agriculture and allied occupation.

**1.38** Consumer Price Index (Rural) of Food Group moved by 3.4 percent during 2016-17 as compared to 4.7 percent during 2015-16 and General Group by 3.0 percent during 2016-17 as compared to 5.5 percent during 2015-16. Year-wise CPI (Rural) of the State from 2012-13 to 2016-17 is given in **Table 1.11**.

**Table 1.11- Year-wise Consumer Price Index (Rural) in Haryana.**

(Base Year 1988-89=100)

Year	Food Index	General Index
2012-13	638	580
2013-14	682	620
2014-15	708	654
2015-16	741	690
2016-17	766	711

Source: Department of Economic & Statistical Analysis, Haryana.

**1.39** To observe the detail of month-wise movement of CPI (Rural) in the State, the index of December, 2016 to December, 2017 is presented in **Table 1.12**. It was 703 in December, 2016 which rose to 730 in December, 2017 by registering an increase of 3.8 percent.

**Table 1.12- Monthly Consumer Price Index (Rural) in Haryana.**

(Base Year 1988-89=100)

Month	Index
December, 2016	703
January, 2017	701
February, 2017	701
March, 2017	703
April, 2017	708
May, 2017	710
June, 2017	716
July, 2017	726
August, 2017	730
September, 2017	731
October, 2017	733
November, 2017	730
December, 2017	730

Source: Department of Economic & Statistical Analysis, Haryana.

**1.40** Consumer Price Index for Working Class: CPI (IW) measures the relative change over time in the level of retail prices of a fixed set of goods and services consumed by an average working class family. It is compiled by taking into account the weighted average of the monthly Indices of six centres namely, Surajpur-Pinjor, Panipat, Sonipat, Bhiwani, Hisar and Bahadurgarh. CPI(IW) of the State from 2013-17 is presented in **Table 1.13**.

**Table 1.13- Year-wise Consumer Price Index (IW) in Haryana.**

(Base Year 1982=100)

Year	Index
2013	903
2014	959
2015	1016
2016	1068
2017	1094

Source: Department of Economic & Statistical Analysis, Haryana.



**1.41** The CPI (IW) of the State has increased from 1068 in 2016 to 1094 in 2017, showing an increase of 2.4 percent. The centre-wise increase was comparatively high in Panipat (2.7 percent) whereas it was low in Surajpur Pinjor (2.2 percent) for the year 2017.

**1.42** The detail of month-wise movement of CPI (IW) in the State, the index of December, 2016 to December, 2017 is presented in **Table 1.14**. The Consumer Price Index for Working Class (Base Year 1982=100) was 1070 in December, 2016 which rose to 1113 in December, 2017 by registering an increase of 4.0 percent.

**Table 1.14- Monthly Consumer Price Index (IW) in Haryana.**

(Base Year 1982=100)

Month	Index
December, 2016	1070
January, 2017	1067
February, 2017	1067
March, 2017	1070
April, 2017	1076
May, 2017	1079
June, 2017	1086
July, 2017	1104
August, 2017	1109
September, 2017	1114
October, 2017	1179
November, 2017	1121
December, 2017	1113

Source: Department of Economic & Statistical Analysis, Haryana.

\*\*\*

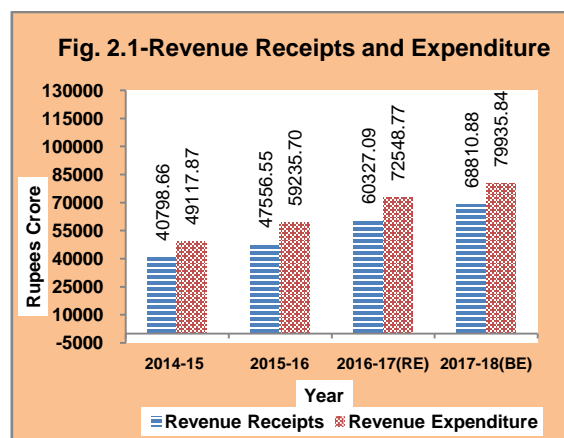
## PUBLIC FINANCE, BANKING & CREDIT, FINANCIAL INCLUSION AND EXCISE & TAXATION

*Haryana is one of the most progressive States in the country. It has been a pioneer State in carrying out fiscal reforms and our fiscal management is reckoned as one of the best in the country. Public finance relates to the collection of taxes by the Government from those who benefit from the provision of public goods and the use of those tax funds towards production and distribution of public goods. Resource generation, resource allocation and expenditure management (resource utilization) are the essential components of a public financial management system. The purview of public finance is considered to be three fold namely; efficient allocation of resources, distribution of income, and macro-economic stabilization.*

**2.2** As per the mandate of the 14<sup>th</sup> Finance Commission, the fiscal deficit target was set at 3 percent of Gross State Domestic Product (GSDP) for its award period i.e. 2015-16 to 2019-20. As per the BE for 2017-18, fiscal deficit is projected at ₹ 16,155 crore (without UDAY), constituting 2.61 percent of GSDP which is well within the stipulated limits. Similarly, Debt to GSDP ratio is estimated at 18.74 percent (without UDAY) in BE 2017-18 as against the prescribed limit of 25 percent. The total Revenue Receipts (TRR) as percentage of GSDP has increased from 11.02 percent in RE 2016-17 to 11.12 percent in BE 2017-18. The percentage of State's Own Tax Revenue to GSDP has also increased from 6.91 percent in RE 2016-17 to 7.01 percent in BE 2017-18.

### REVENUE RECEIPTS AND REVENUE EXPENDITURE

**2.3** The revenue receipts and revenue expenditure of the State from 2014-15 to 2017-18 (BE) is shown in the



**Fig. 2.1 and Annexure 2.1 to 2.3.** The revenue receipts are collected through State's own tax and non-tax revenue, share in Central taxes and grant-in-aid from Centre. As per Budget Estimates of 2017-18, the revenue receipts of the Govt. of Haryana is expected to be ₹ 68,810.88 crore against the estimated revenue expenditure of ₹ 79,935.84 crore, with a deficit of ₹ 11,124.96 crore. The revenue receipts of the State

Government was ₹ 40,798.66 crore against revenue expenditure of ₹ 49,117.87 crore with a deficit amounting to ₹ 8,319.21 crore in 2014-15. It was ₹ 47,556.55 crore against the revenue expenditure of 59,235.70 crore depicting a deficit amounting to 11,679.15 crore in 2015-16.

### State's Own Sources (Tax Revenue and Non-Tax Revenue)

**2.4** There are two major components of State's own sources i.e. (i) State's own tax revenue and (ii) State's own non-tax revenue. The State's own sources are expected to rise from ₹ 32,247.69 crore in 2014-15 to ₹ 53,421.46 crore in 2017-18 (BE). The State's own tax revenue expected to increase from

₹ 27,634.57 crore in 2014-15 to ₹ 43,339.74 crore in 2017-18 (BE) whereas the State's own non-tax revenue are expected to increase from ₹ 4,613.12 crore to ₹ 10,081.72 crore during this period.

### Taxes

**2.5** The tax position of Haryana State from 2014-15 to 2017-18 (BE) is given in the **Table 2.1**. Total tax comprises of i) State's own tax revenue (OTR) and ii) State's share in Central taxes (SCT). State total tax is expected to increase from ₹ 31,182.66 crore (₹ 27,634.57 crore OTR + ₹ 3,548.09 crore SCT) in 2014-15 to ₹ 51,711.52 crore (₹ 43,339.74 crore OTR + ₹ 8,371.78 crore SCT) in 2017-18 (BE).

**Table 2.1- Tax Position of Haryana.**

(₹ Crore)			
Year	State's Own Tax Revenue	Share in Central Taxes	Total Tax
2014-15	27634.57	3548.09	31182.66
2015-16	30929.09	5496.22	36425.31
2016-17 (RE)	37841.91	7245.72	45087.63
2017-18 (BE)	43339.74	8371.78	51711.52

RE - Revised Estimates, BE- Budget Estimates  
Source: State Budget Documents.

### Tax Revenue

**2.6** The break-up of tax revenue reveals that sales tax is the major source of tax revenue and it is estimated at ₹ 30,500 crore in 2017-18 (BE) as compared to ₹ 26,400 crore in 2016-17 (RE). Sales tax is estimated to increase by 15.53 percent in 2017-18 (BE) over 2016-17 (RE). The contribution in tax revenue from State excise is estimated at ₹ 6,100 crore in 2017-18 (BE) as compared to ₹ 5,251.58 crore in 2016-17 (RE) showing an increase of 16.16 percent in 2017-18 (BE) over 2016-17 (RE). The contribution in tax revenue from stamps and registration is estimated at ₹ 3,900 crore in 2017-18 (BE) as compared to ₹ 3,500 crore in 2016-17 (RE) (Annex. 2.1).

### Share in Central Taxes

**2.7** Transfer from Centre mainly consists of State's share in Central taxes, grant for Plan schemes, grant under the award of Central Finance Commission and other non-plan grants. The share in Central taxes is estimated at ₹ 8,371.78 crore in 2017-18 (BE) against ₹ 7,245.72 crore in 2016-17 (RE). It shows that share in Central taxes is likely to increase by 15.54 percent in 2017-18 (BE) over 2016-17 (RE).

### Grant-in-Aid

**2.8** The grant-in-aid received in the State is shown in **Table 2.2**. Apart from the valuable amount from Central taxes, Finance Commission has made recommendations regarding grant-in-aid to the States for some specific purpose. The

State is expected to receive about ₹ 7,017.64 crore as grant-in-aid in 2017-18 (BE) against ₹ 7,901.63 crore in 2016-17 (RE). It indicates that grant-in-aid is likely to decrease by 11.19 percent in 2017-18 (BE) over 2016-17 (RE).

**Table 2.2- Grant-in-aid received from Central Government**

(₹ Crore)	
Year	Amount Received
2014-15	5002.88
2015-16	6378.75
2016-17 (RE)	7901.63
2017-18 (BE)	7017.64

RE - Revised Estimates, BE- Budget Estimates

Source: State Budget Documents.

## CAPITAL RECEIPTS AND CAPITAL EXPENDITURE

### Capital Receipts

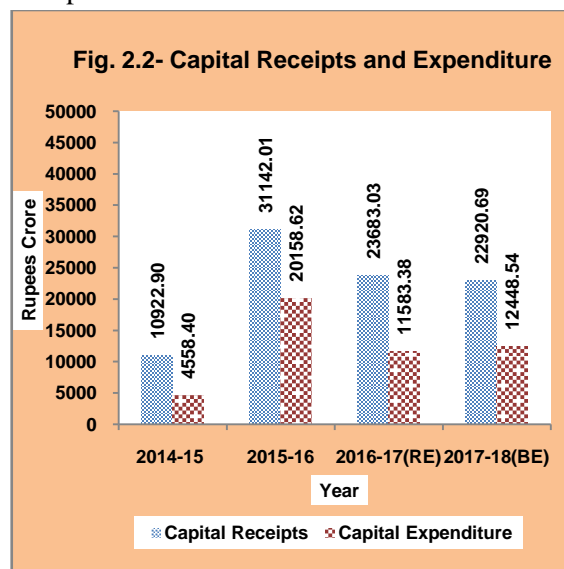
**2.9** The capital receipts and capital expenditure of the State from 2014-15 to 2017-18 (BE) is shown in **Fig. 2.2 and Annexure 2.1 and 2.2**. The capital receipts consist of three parts namely; (i) recovery of loans (ii) misc. capital receipts and (iii) public debt (Net). The public debt has a major contribution in the capital receipts. Capital receipts is expected to increase from ₹ 10,922.90 crore in 2014-15 to ₹ 22,920.69 crore in 2017-18 (BE).

### Capital Expenditure

**2.10** Capital expenditure consists of capital outlay and lending (disbursement of loans and advances) and it relates to the creation of assets. The capital expenditure of the State is expected to increase from ₹ 4,558.40 crore in 2014-15 to ₹ 12,448.54 crore in 2017-18 (BE) as shown in **Annexure 2.2**.

**2.11** The total developmental expenditure comprising of social services like education, medical and public health, water supply and sanitation, social security and welfare, labour and employment, etc. and economic services like agriculture &

allied activities, irrigation & flood control, power, industries, transport, rural development, etc. The developmental expenditure is estimated at ₹ 66,900.62 crore in 2017-18 (BE) as against ₹ 61,614.19 crore in 2016-17 (RE), showing an increase of 8.58 percent.



**2.12** The total non-developmental expenditure comprising of administrative services, organs of State, fiscal services, interest payments, pensions and miscellaneous general services etc. is estimated at ₹ 25,083.06 crore in 2017-18 (BE) as compared to ₹ 22,017.96 crore in 2016-17 (RE). The total non-developmental expenditure is estimated to increase by 13.92 percent in 2017-18 (BE) over 2016-17 (RE).

### Financial Position

**2.13** The net transactions on year's account is estimated to show a surplus of ₹ 222.69 crore in 2017-18 (BE) as against the surplus of ₹ 270.57 crore in 2016-17 (RE). The revenue account is estimated to show a deficit of ₹ 11,124.96 crore in 2017-18 (BE). The net deposits of small savings, provident fund etc. are estimated to show a surplus of ₹ 1,305 crore in 2017-18 (BE) as compared to ₹ 1,205 crore in 2016-17 (RE) (**Annexure 2.3**).

## **BUDGETARY EXPENDITURE OF STATE GOVERNMENT AS PER ECONOMIC CLASSIFICATION**

**2.14** In order to secure legislative control, administrative accountability and auditing of any act of spending, the expenditure in the Government Budget is generally classified department-wise. The Government budgetary transactions are significant only in terms of meaningful economic categories such as consumption expenditure, capital formation etc. and so they have to be sorted out, re-classified and re-grouped. Budget can broadly be divided into Administrative Departments and Departmental Commercial Undertakings. Administrative Departments are Government agencies for the implementation of social and economic policy of the Government, whereas Departmental Commercial Undertakings are un-incorporated enterprises owned, controlled and run directly by the Government.

**2.15** The Economic Classification of the Budget which classifies the budgetary transactions in significant economic

categories place the total expenditure at ₹ 89,964.43 crore in the year 2017-18 (BE) as compared to ₹ 83,990.68 crore in 2016-17 (RE) showing an increase of 7.11 percent in 2017-18 (BE) over 2016-17 (RE) (**Annexure 2.4**).

**2.16** The consumption expenditure of the State Government is estimated at ₹ 28,031.56 crore in 2017-18 (BE) against ₹ 26,473.86 crore in 2016-17 (RE). It shows that consumption expenditure is likely to increase by 5.88 percent in 2017-18 (BE) over 2016-17 (RE).

**2.17** State's gross capital formation i.e. investment on buildings, roads & other construction, purchase of vehicles and machinery & equipments by Administrative Departments and Departmental Commercial Undertakings is estimated at ₹ 9,823.46 crore in 2017-18 (BE) against ₹ 4,837.29 crore in 2016-17 (RE). In addition to the gross capital formation, the State Government also provides financial assistance to other sectors of the economy for capital formation through capital transfers, loans & advances and by purchasing financial assets (**Annexure 2.4**).

---

## **INSTITUTIONAL FINANCE**

**2.18** Institutional Finance is essential for any development programme. The role of the State Government has been to persuade the banking institutions to give greater importance to the agricultural and allied sector, particularly for poverty alleviation programmes. The Institutional Finance available through Commercial, Cooperative Banks and other term lending institutions reduces pressure on the budgetary resources of the State Government.

**2.19** The total number of Commercial Banks (CBs) and Regional

Rural Banks (RRBs) branches working in the State as on September, 2017 was 4,708. The total deposits of CBs and RRBs increased to ₹ 3,19,469 crore in September, 2017. Similarly total advances in the State increased to ₹ 2,10,193 crore in September, 2017. Credit-Deposit (CD) Ratio is a significant indicator of credit flow for accelerating economic development of the State. The CD Ratio in the State has slightly decreased to 66 percent in September, 2017 as compared to 73 percent during the corresponding period of last year.

## State Annual Credit Plan

**2.20** Annual Credit Plan of the State for the current year 2017-18 envisages a credit lending of ₹ 52,515 crore. The targets for 2017-18 are down by 60 percent as compared to those for the year 2016-17.

Overall achievement under State Annual Credit Plan 2017-18 stood at ₹ 44,127 crore upto September, 2017 against the target of ₹ 52,515 crore which was 84 percent of the annual target (**Table-2.3**).

**Table 2.3- Annual Credit Plan of Haryana for 2017-18.**

Sector	(₹ Crore)		
	Target 2017-18	Achievement (upto 30.9.2017)	Percentage Achievement
Agriculture & Allied	35056.00	29053.00	83
Micro & Small Enterprises	9555.00	10071.00	105
Other Priority Sector	7904.00	5003.00	63
Total	<b>52515.00</b>	<b>44127.00</b>	<b>84</b>

Source: Convener Bank, Punjab National Bank.

**2.21** The performance of banks regarding credit lending to agriculture & allied sector is satisfactory. Against the annual target of ₹ 35,056 crore, the achievement upto September, 2017 was ₹ 29,053 crore i.e. 83 percent. In the micro & small enterprises, the performance was quite satisfactory. The banks disbursed ₹ 10,071 crore against the annual target of ₹ 9,555 crore which is 105 percent of the target. In the other priority sector banks

disbursed ₹ 5,003 crore against the target of ₹ 7,904 crore which is 63 percent of the target.

### Bank-wise Performance CBs and RRBs

**2.22** Under Annual Credit Plan, Haryana for the year 2017-18, Commercial Banks and RRBs advanced ₹ 38,036 crore upto September, 2017 against the target of ₹ 44,892 crore which is 85 percent of target. Advances by CBs and RRBs during 2017-18 is given in Table 2.4.

**Table 2.4- Advance by Commercial Banks and RRBs in Haryana during 2017-18.**

Sector	(₹ Crore)		
	Target 2017-18	Achievement (upto 30.9.2017)	Percentage Achievement
Agriculture & Allied	28140.00	23660.00	84
Micro & Small Enterprises	9051.00	9796.00	108
Other Priority Sector	7701.00	4580.00	59
Total	<b>44892.00</b>	<b>38036.00</b>	<b>85</b>

Source: Convener Bank, Punjab National Bank.

**2.23** The CBs and RRBs registered the highest advances of ₹ 23,660 crore in agriculture & allied sector followed by ₹ 9,796 crore in micro & small enterprises sector and ₹ 4,580 crore in other priority sector. However, the percentage of achievement against the target was highest in micro & small enterprises sector 108 percent followed by agriculture & allied

sector 84 percent and other priority sector 59 percent.

### Cooperative Banks

**2.24** Haryana State Cooperative Apex Bank has disbursed ₹ 5,936 crore upto September, 2017 against the target of ₹ 7,057 crore which is 84 percent of the target. Sector-wise detail is given in **Table-2.5**.

**Table 2.5-Advances by Co-operative Banks in Haryana during 2016-17.****(₹ Crore)**

Sector	Target 2017-18	Achievement (upto 30.9.2017)	Percentage Achievement
Agriculture & Allied	6572.00	5305.00	81
Micro & Small Enterprises	298.00	210.00	72
Other Priority Sector	187.00	421.00	225
<b>Total</b>	<b>7057.00</b>	<b>5936.00</b>	<b>84</b>

Source: Convener Bank, Punjab National Bank.

**Haryana State Cooperative Agriculture & Rural Development Bank**

**2.25.** Haryana State Cooperative Agriculture & Rural Development Bank (HSCARDB) advanced ₹ 98 crore upto September, 2017 against the target of

₹ 375 crore which is 26 percent of the target. Sector-wise performance of Haryana State Cooperative Agriculture and Rural Development Bank (HSCARDB) during the year 2017-18 is given in **Table 2.6.**

**Table 2.6- Advances by HSCARDB during 2017-18.****(₹ Crore)**

Sector	Target 2017-18	Achievement (upto 30.9.2017)	Percentage Achievement
Agriculture & Allied	344.00	87.00	25
Micro & Small Enterprises	14.00	10.00	71
Other Priority Sector	17.00	1.00	6
<b>Total</b>	<b>375.00</b>	<b>98.00</b>	<b>26</b>

Source: Convener Bank, Punjab National Bank.

**Table 2.7- Advances by Small Industries Development Bank of India during 2017-18.****(₹ Crore)**

Sector	Target 2017-18	Achievement (upto 30.9.2017)	Percentage Achievement
Agriculture & Allied	-	-	-
Micro & Small Enterprises	185.00	49.00	26
Other Priority Sector	-	-	-
<b>Total</b>	<b>185.00</b>	<b>49.00</b>	<b>26</b>

Source: Convener Bank, Punjab National Bank.

**Small Industries Development Bank**

**2.26** Small Industries Development Bank of India had advanced ₹ 49 crore

upto September, 2017 against the target of ₹ 185 crore which is 26 percent. Sector-wise detail is given in **Table-2.7.**

**THE HARYANA STATE COOPERATIVE AGRICULTURE AND RURAL DEVELOPMENT BANK LTD.**

**2.27** The Haryana State Cooperative Agriculture and Rural Development Bank Ltd. (HSARDB), was set up on 1st Nov.1966. At the time of establishment of the Bank, there were only 7 PCARDBs in

the State, now this number has risen to 76 PCARDBs. These PCARDBs have now been amalgamated into 19 DCARDBs and the existing PCARDBs at Tehsil and Sub-Tehsil level act as branches of these DCARDBs.

**2.28** The Haryana State Cooperative Agriculture and Rural Development Bank

Ltd. has advanced ₹ 98.34 crore from 1.4.2016 to 31.3.2017 against the annual target of ₹ 350 crore which is 28.10 percent of the annual target. Sector-wise performance of the Haryana

State Cooperative Agriculture and Rural Development Bank Ltd. (HSCARDB) during the year 2016-17 & 2017-18 (upto 31.12.2017) is given in **Table 2.8.**

**Table 2.8- Performances of Haryana State Cooperative Agriculture and Rural Development Bank Ltd.**

(₹ Crore)

Sr. No	Sector/ Schemes	Projected Target for year 2016-17	Advancement 2016-17	Projected Target for year 2017-18	Advancement up to 31.12.17
1	Minor Irrigation	75.00	38.34	60.00	24.98
2	Farm Mechanisation	25.00	3.08	4.00	1.84
3	Land Development	33.00	13.81	20.00	6.62
4	Dairy Development incl. Cattle Shed	25.00	6.42	11.00	2.79
5	Hort./Farm Forestry	23.00	11.44	15.00	6.21
6	Rural Housing	29.00	5.10	8.00	2.25
7	Non Farm Sector	32.00	13.88	18.00	14.91
8	Purchase of Land	23.00	2.37	5.00	0.81
9	Rural Godowns	5.00	0.41	2.00	0.6
10	Others	80.00	3.49	7.00	1.91
	<b>Total</b>	<b>350.00</b>	<b>98.34</b>	<b>150.00</b>	<b>62.38</b>

Source: Haryana State Cooperative Agriculture and Rural Development Bank Ltd.

**(A) The following Schemes are in operations by the HSCARDB Ltd.:-**

1. Rural Housing Scheme;
2. Purchase of Agriculture Land;
3. Combine Harvester;
4. Straw-Reaper;
5. Strawberry Cultivation;
6. Commercial Dairy for Self Employment;
7. Scheme for setting up of Agri-clinics and Agri-Business Centres for agriculture graduates;
8. Financing of 2-Wheelers to farmers;
9. Cattle Shed Scheme;
10. Financing of Medicinal & Aromatic Plants;
11. Financing of Community Halls;
12. Rural Godown;
13. Rural Educational Infrastructure;
14. Marriage Palace, all kinds of IT activities and other services;
15. The Bank has opened the window of credit for replacement of defunct tube-wells with new submersible tube-wells.

**(B) Besides, the Bank has taken various steps for the benefit of the farmers, as mentioned below:**

1. The limit of loan amount for purchase of agriculture land has been enhanced from ₹ 1 lakh to ₹ 10.00 lakh;
2. The value of agriculture land for the purpose of security has been adequately enhanced on the basis of latest sale statistics;
3. On purchasing new Tractor by the farmers, the bank is pledging one and half time value of agriculture land of Tractor Cost in the State of Haryana;
4. Third party payment upto loans of ₹ 2 lakh has been abolished;
5. Third party security of agriculture land as well as commercial property has also been allowed for the purpose of NFS loans;
6. The stamp duty has been abolished by the State Govt. on mortgage of land for coop. loans relating to agriculture activities w.e.f. 15<sup>th</sup> October, 2003.



**2.29** The Bank has refixed the rate of interest as 12.75 percent p.a. to be charged from the ultimate borrowers w.e.f. 1.9.2017. Prior to this, the rate of interest was 13 percent p.a. under LTRCF is 8.75 percent. The DPCARDBs have been allowed a margin of 2.5 percent p.a. whereas HSCARDB retains a margin of 1.85 percent p.a. only.

**2.30** Progress under Timely Repayment Interest Subvention Scheme: Under Timely Repayment Interest Incentive Scheme of the State Govt. launched in 2009, a total number of 17,951 farmers had availed interest subvention @ 3 percent amounting to ₹ 5.66 crore upto 31.12.2009. This scheme has been further extended up to 31.3.2018 with the enhanced interest subvention @ 5 percent p.a. 1,24,671 loanee farmers have availed 5 percent interest subvention to the extent of ₹ 82.38 crore from

1.1.2010 to 24.8.2014. But benefit of rate of interest was changed from 5 percent to 50 percent to the agreed rate of interest w.e.f. 25.8.2014. Under this scheme 56,094 loanee farmers have availed the benefit of ₹ 52.37 crore from 25.8.2014 to 30.9.2017.

**2.31** Recovery Linked Incentive Scheme (OTS)-2013: This scheme covered those defaulter loanees of DPCARDBs who could not clear their instalments of principal and interest due to certain reasons as on 30.6.2013. As per norms of the scheme, defaulter loanee is entitled to avail 50 percent of entire interest liability inclusive of overdue interest as on 30.6.2013. The penal interest @ 2 percent p.a. is borne by DPCARDBs and HSCARDB in the ratio of 50:50. The scheme covers all the purposes except purchase of land. This scheme has been closed on 31.7.2016.

---

## **THE HARYANA STATE CO-OPERATIVE APEX BANK LTD.**

**2.32** HARCO Bank occupies a vital position in the State economy and has been financing farmers, rural artisans, agricultural labourers, entrepreneurs etc. in the State and serving its depositors for the last 51 years. The Short Term Coop. Credit Structure consists of three tiers i.e. HARCO Bank at State level having 13 branches and 2 Extension Counters at Chandigarh and Panchkula, 19 Central Coop. Banks at district head quarters with their 594 branches and 718 PACS catering to the financial needs of 12.37 lakh members who are residing mostly in rural areas of Haryana.

**2.33** The HARCO Bank from the humble beginning in November, 1966 has grown into a sound financing institution of outstanding credit worthiness. The performance of HARCO Bank has been adjudged as the best State Cooperative Bank in the country. It has working capital of ₹ 9,736.18 crore as on 31.1.2018 (**Table-2.9**).

**2.34** The Comparative position of advances made by the Central Cooperative Banks (Crop-wise) during the last three years is given in **Table 2.10**.

**2.35** Apex Bank is financing 10 Cooperative Sugar Mills in the State through 19 Central Coop. Banks. The position of limits sanctioned and their utilization is given in **Table 2.11**.

**Table 2.9- Financial Position of HARCO Bank.**

(₹ Crore)

Sr. No.	Particulars	2012-13	2013-14	2014-15	2015-16	2016- 2017	Jan. 2018
1.	Share Capital	114.31	119.10	132.61	137.99	143.21	143.78
2.	Own Fund	524.29	538.12	566.45	756.53	800.34	777.22
3.	Deposits	2375.82	2057.34	2179.55	3104.91	3740.28	3313.94
4.	Borrowings	3655.23	3941.97	4425.04	4025.27	4300.99	4079.93
5.	Loan Issued	4909.01	5627.14	6748.60	7608.77	7397.17	5925.62
6.	Loan O/S	4962.42	5184.58	5904.08	6318.60	5564.17	6374.87
7.	Profits/Loss	30.21	21.98	16.23	-	31.96	--
8.	Recoveries %	99.96	99.95	99.95	-	99.95	--
9.	Total Overdue as % to Loans O/S	0.05	0.05	0.05	-	0.05	--
10.	NPAs %	0.05	0.05	0.05	-	0.05	--
11.	Wkg. Capital	6620.72	6604.68	7245.08	8029.50	9127.83	9736.18

Source: HARCO Bank.

**Table: 2.10- Crop-wise Advances by the Central Cooperative Banks.****(i) KHARIF CROPS :-**

(₹ Crore)

Season	Targets			Achievement		
	Cash	Kind	Total	Cash	Kind	Total
2015	4194.00	201.00	4395.00	4376.96	211.16	4588.12
2016	4600.00	227.00	4827.00	4517.79	250.09	4767.88
2017	4875.00	243.00	5118.00	4702.43	277.15	4931.16

**(ii) RABI CROPS :-**

(₹ Crore)

Season	Targets			Achievement		
	Cash	Kind	Total	Cash	Kind	Total
2015-16	4483.00	305.00	4788.00	4523.94	361.06	4885.00
2016-17	4700.00	400.00	5100.00	2093.34	277.21	4378.96
2017-18	4731.00	414.00	5145.00	3091.68	239.59	3331.27 ( as on 8.1.2018)

Source: HARCO Bank.

**Table 2.11- Limits Sanctioned and their Utilization.**

(₹ Crore)

Year	Limits Sanctioned	Limit utilized by CCBs from Apex Bank	Limit utilized by Sugar Mills from CCBs (Max. O/S during the year)
2013-14	597.80	120.00	503.88
2014-15	822.00	214.00	548.24
2015-16	799.90	237.00	555.46
2016-17	829.00	154.50	604.20

Source: HARCO Bank.

**2.36** Revolving Cash Credit Scheme & Deposit Guarantee Scheme: For the benefit of farmers, 12.37 lakh Kisan Credit Cards have been issued till December, 2017. To meet all types of loan requirement of the farmers for non-agricultural purposes a limit upto ₹ 7 lakh is being provided under Revolving Cash Credit Scheme. In the interest of rural inhabitants, a Deposit Guarantee Scheme for PACS has been implemented from 1.11.2005. Under this scheme, deposit upto ₹ 50,000 of the members are guaranteed by the bank.

**2.37** Implementation of the Revival Package for Short Term Cooperative Credit Structure (STCCS): For strengthening the Short-Term Coop. Credit Structure the State Govt. has accepted the recommendations of Vaidyanathan Committee and has signed MoU with Govt. of India and NABARD on 20.2.2007. On the basis of these audits, financial assistance amounting to ₹ 701.72 crore (₹ 633.80 crore GoI share + ₹ 29 crore State Govt. share + ₹ 38.92 crore PACS share) has been worked out and 566 merged PACS affiliated to 19 DCCBs have received financial assistance to the tune of ₹ 499.50 crore & balance of ₹ 163.30 crore are yet to be released by Govt. of India.

**2.38** Interest Subvention Scheme of Govt. of India: Interest subvention @3% was provided by Government of India to the farmers who availed crop loans during the year 2016-17 and made repayment on or before due dates. Thus the effective rate of Interest for prompt payee farmers on crop loans is 4% w.e.f. 1.4.2009. Under this scheme interest relief of ₹ 95.08 crore was provided to 4,94,163 prompt payee farmers during the year 2016-17.

**2.39** State Interest Subvention Scheme: Interest subvention @3 percent is being provided by Government of India to the farmers who availed/will avail crop loans during financial year 2017-18 and made/will make repayment on or before due date. Interest relief of ₹ 202.46 crore (₹ 107.38 crore State Govt.+ ₹ 95.08 crore GoI) has been provided to 4.94 lakh farmers on crop loan during the year 2016-17. Under “State Interest Scheme-2014” for timely repayments for members of PACS, interest rebate @4 percent p.a. is being provided/will be provided to loanee members of PACS who paid/will repay their crop loans availed from 1.3.2017 to 31.8.2017 by the State Govt. on or before due dates. This scheme operated upto 28.2.2018. Thus, effective rate of interest on crop loan will be ‘Zero’ percent for the prompt payee farmers (7%-4%-3%).

**2.40** Personal Accident Insurance Scheme for KCC Holders: Personal Accident Insurance Scheme has been implemented in the DCCBs since 2009. During the year 2016-17 under this scheme, insurance cover upto ₹ 50,000 is being provided on nominal Insurance Premium i.e. ₹ 5.60 KCC holders. The premium payable by per KCC holder is ₹ 2.00 only and balance of ₹ 3.60 is being borne by the CCBs.

**2.41** Social Security Pension/ Allowances Schemes: District Central Coop. Banks in the State have been assigned the work of distribution pension/allowances by Social Justice Empowerment Department Haryana. Under this scheme 3.58 lakh pension accounts have been opened by the branches of these Banks so far and pension is being disbursed through these banks. Distribution of pension through sales points of PACS in the State is under

process. Central Coop. Banks have attained No.1 position in the State amongst all public and private sector Banks.

**2.42** Loan to Private Sugar Mills in the State: A working capital loan amounting to ₹ 604.20 crore to Coop. Sugar Mills against sanction limit of ₹ 829.00 crore during the crushing Season 2016-17 @ 12%. The Central Coop. Banks have provided Soft Loan of ₹ 76.58 crore @ 13% to the ten Coop. Sugar Mills in the State for making pending payment to the cane growers for the crushing season 2014-15. Medium Term Loan of ₹ 68.61 crore @ 12% (rate of interest 12% provided by Government of India) has been advanced to Coop. Sugar Mills under Scheme for Extending Financial Assistance to Sugar Undertaking (SEFASU)-2014.

**2.43** Core Banking Solution (CBS) & Services to Customers under I.T. Sector: Core Banking Solution has been implemented in HARCO Bank and all Central Cooperative Banks RTGS/NEFT & SMS Alert Service & Direct Benefit Transfer (DBT) service are being provided to the customers. RuPay Debit Cards & Kisan Debit Card(ATM Cards) are also being provided by HARCO Bank & DCCBs respectively. ATM machine has

been installed in HARCO Bank. RuPay Kisan Cards are being provided by DCCBs to all the active loanee members to avail credit facilities. The POS machines have been installed at PACS level in all 19 DCCBs. Mobile Banking Services has been implemented in HARCO Bank.

**2.44** All the Central Coop. Banks are providing Pradhan Mantri Jivan Jyoti Yojana (PMJJBY) and Pradhan Mantri Jeevan Surksha Bima Yojna (PMJSBY) to their customers.

**2.45** Future schemes of HARCO Bank are: i) During the Rabi season 2017-18 a target of ₹ 5,145 crore has been fixed to issue the crop loans, ii) During the year 2017-18 all the Central Cooperative Banks will provide ATM facility in the State, iii) Computerization of PACS is under process of GoI Scheme. Under the scheme out of total expenditure 60% will be borne by the GoI and remaining 40% expenditure will be borne by the State Govt. iv) The Bank has proposed to introduce welfare scheme for employees of the Bank like Group Insurance Scheme. v) New investment & loans schemes are under process for strengthening the financial position of the Bank.

---

## TREASURIES AND ACCOUNTS

**2.46** At present there are 21 District level Treasuries and 85 Sub-Treasuries in the State which maintain the accounts of all receipts and payments relating to the consolidated funds of the State, public accounts of the State and render accounts to the Accountant General, Haryana twice a month. The Department provides SAS qualified personnel to various departments and Boards and Corporations in the State

and also provides in service training in accounts to officers/officials of the various departments through its Accounts Training Institute. There are approximately 9,429 Drawing and Disbursing Officers (DDOs) of various departments who interact with the Treasuries for withdrawal (expenditure) and deposits (receipts) of funds from/in the consolidated fund of the

State. The Department is implementing E-Governance Projects.

**2.47** Online Budget Allocation Monitoring & Analysis System (OBAMAS): This application software was made functional w.e.f. 1.4.2010 and running successfully. Under this all the Budget activities is being done online i.e. preparation of budget, allocation and transfer. Now the DDOs / Department can incur expenditure as per the limit fixed by Finance Department, thereby streamlining the expenditure.

**2.48** E-Billing: Billing for all type of bills introduced all over the State w.e.f. 1.4.2013. The process of generation and submission of bills to treasury now has been completely automated. The process has resulted in improving efficiency in the office work at DDO level as well as at Treasury level. Around 1.50 lakh bills per month are being prepared by the DDOs using this system. In order to bring transparency, payments are being made into the Bank accounts of payees using RTGS/NEFT, cash transactions are avoided. All State DDOs has been given facility to generate file for online e-TDS return through E-Billing system without the help of Chartered Accountant (CA). The Comptroller and Auditor General of India (CAG) has given approval to Haryana State to switch over from manual to digitized voucher (e-Voucher). The State Government has successfully piloted Digitization of Voucher for all the Drawing and Disbursing Officers (DDOs) of Chandigarh Treasury w.e.f. 1.5.2017. Now the State Government has decided to make Digitization of Voucher mandatory in entire State of Haryana from the month of February, 2018.

**2.49** E-Gras: The Government Receipt Accounting System (e-GRAS) implemented across the State during the

year 2014-15. All types of e-challans are being generated by the Departments and the general public using this electronic system. State Bank of India, Punjab National Bank, Central Bank of India and IDBI Bank has been authorised for receiving funds on behalf of State Government. The State Govt. has implemented the Payment Aggregator Services (Payment Gateway) with three banks i.e. SBI, PNB and IDBI Bank with approx 56 banks attached to each aggregator. The State Government has also decided to use e-Kuber of Reserve Bank of India (RBI) for e-Billing and e-GRAS and integration of these two system is under process.

**2.50** OTIS (Online Treasuries Information System): Web OTIS (Online Treasuries Information System) implemented in all Treasuries and Sub-Treasuries w.e.f. 1.7.2013 and running successfully. Under this system all the three stakeholders i.e. concerned Treasury/Sub-Treasury, Treasury Bank and PAG Office are integrated with the system. Accounts in the treasuries are being prepared automatically through this system and submitted to PAG office twice in a month.

**2.51** E-Post: In order to streamline the process of sanctioning of various new posts demanded by various departments including those by way of surrender of some existing posts, E-Post sanctioning module was introduced all over the State w.e.f. 23.5.2014 and now all department has been given the facility to send the proposal of creation of posts through this system. Existing strength has been entered in this system by all departments.

**2.52** E-Pension: E-Pension introduced w.e.f 1.10.2012. All PPOs received after 1.10.2012 are getting their pension through Pension Disbursement Cell (PDC) on the

1<sup>st</sup> of every month and amount transferred to their respective bank accounts through NEFT/RTGS. At present approximate 90,000 pensioners are receiving their pension from PDC. Now with the introduction of Jeevan Pramaan Patra (Digital Life Certificate), pensioners need not visit any Treasury/Sub-Treasury for pension work.

**2.53 E-Stamping:** The E-Stamping system was implemented in Haryana w.e.f. 1.3.2017. In the E-Stamping system any citizen can generate stamp paper (Non-Judicial) online through this system for more than ₹ 100 denomination stamps.

**2.54 Human Resource Management System (HRMS):** Human Resource Management System (HRMS) is the software in which the complete data of the regular employees are entered i.e Service Book, ACR, promotion details, leave details, Transfer etc. This system was introduced w.e.f. June 2016. Under this system, all data of regular Government

Employees has been entered and this system has been integrated with e-Salary. Further Government has also decided to process transfer cases and ACP cases through this system from the month of February, 2018.

**2.55 Public Finance Management System (PFMS):** Government of India has developed PFMS as an online management information and decision support system to monitor the Budget and Expenditure flow under the centrally sponsored schemes, centrally shared schemes and centre schemes. The State has also constituted State Advisory Board, State Project Management Unit, District Project Management Unit. The State has completed integration of State Treasuries/Sub-Treasuries with PFMS and expenditure is being shared with Government of India and visible on PFMS to all stakeholders. Some State schemes are also being implemented through this system.

---

## **SWARNA JAYANTI HARYANA INSTITUTE FOR FISCAL MANAGEMENT**

**2.56** The State Government has set up a Swarna Jayanti Haryana Institute for Fiscal Management in the State. Haryana is one of the few States that have prepared their own Vision 2030 Document, based on Sustainable Development Goals (SDGs), with the assistance of UNDP. The Vision Document highlights key focus areas, current interventions and pertinent milestones to be achieved by the State, under each of the SDG goals, by the

year 2030. As a NEXT STEP, aggressive efforts are being made by the State to design a detailed action plan to implement the SDGs, align the budget allocation with SDG goals, prepare outcome based budget and monitor implementation through a comprehensive list of global as well as national indicators. For this purpose, the State Government has initiated the process to establish an SDG Coordination Centre (SDGCC), in the Planning Department under Swarna Jayanti Haryana Institute for Fiscal Management.

---

## **FINANCIAL INCLUSION SCHEMES**

**2.57 Direct Benefit Transfer (DBT):** Direct Benefit Transfer is a major reform

initiative launched by Government of India on 1<sup>st</sup> January, 2013 to re-engineer the existing the cumbersome delivery

processes using modern Information and Communication Technology. DBT is an attempt to ensure a better and more timely delivery of benefits to the people. This marks a paradigm shift in the process of delivering government benefits like payments, fuel subsidies, food grain subsidies, etc. directly into the hands of beneficiaries, speeding up payments, removing leakages, and enhancing financial inclusion. DBT its direct and time-bound transfer system enables the government to transfer benefits using just an individual's bank account number preferably linked through Aadhaar. This Aadhaar number or the biometric input, being unique in nature, removes 'duplicates; and 'ghosts' from the government databases. The ghost beneficiaries removed/ de-duplication are 13,38,431 for the financial year 2016-17 resulting in a saving of ₹ 262.84 crore. The State DBT portal has been created. The State Departments are in the process of uploading the State and Centrally Sponsored Schemes (sharing basis) on the State DBT portal along with beneficiaries and transactional data. The process of inclusion of new formats for the State DBT portal is under process after which the Departments will enter data in the new formats for the financial year 2017-18. Upto 31.1.2018, 115 State/Centrally Sponsored Schemes have been uploaded on the State DBT portal. Out of these 115 schemes, 74 are State Schemes and 41 Centrally Sponsored Schemes.

**2.58 Stand Up India:** This scheme was launched in April, 2016. The objective of the Stand Up India scheme is based on recognition of the challenges faced by SC, ST and Women entrepreneurs in setting up enterprise, obtaining loans and other support needed from time to time for

succeeding in business. As per direction of Govt. of India every branch of the each bank has to provide at least one loan to each SC/ST and Women beneficiary between ₹ 10 lakh and ₹ 1 crore. Under Stand Up India programme, loan of ₹ 21,177 lakh have been sanctioned to 995 entrepreneurs (244 SCs/STs and 751 Women) by 531 bank branches from 1.4.2017 to 31.12.2017 in the State.

**2.59 Pradhan Mantri Jan Dhan Yojana (PMJDY):** This scheme was launched on 15<sup>th</sup> August, 2014 and Haryana became the 4<sup>th</sup> State in the country to achieve the milestone by covering all the 48.58 lakh households and providing them with a bank account by 18<sup>th</sup> December, 2014..Upto Dec.,2017, 64.54 lakh bank accounts have been opened in the state and 58.26 lakh RuPay cards have been issued, which is 90 percent of the total accounts opened (Table 2.12).

**Table 2.12- Accounts Opened, Aadhaar Seeding & RuPay Cards Issued Under PMJDY.**

Particulars	Upto 31.12.2017
Accounts Opened	6454721
Aadhaar Seeding	5727096
RuPay Cards Issued	5826572

Source: Finance Department Haryana.

**2.60 Pradhan Mantri Mudra Yojana (PMMY):** Micro Units & Development Refinance Agency Ltd. (MUDRA) was launched on 8<sup>th</sup> April, 2015 as a new financial entity for developing and refinancing last mile financial intermediaries like banks, NBFCs and MFIs etc. who are in the business of lending to smaller of the micro enterprises in manufacturing, trading and service sector. On the same day Pradhan Mantri MUDRA Yojana was launched to "fund the unfunded" by bringing such enterprises

to the formal financial system and extending affordable credit to them. It is felt that there is a need to give a special boost to the bank finance on a mission mode, considering enormous task in reaching to the large number of such units, currently excluded from the formal credit. This segment mainly consists of non-farm enterprises in manufacturing, trading and

services whose credit needs are below ₹ 10 lakh. The MUDRA loans have been classified into Shishu, Kishore and Tarun. It would be the endeavour of MUDRA that at least 60% of credit goes to Shishu category unites and the balance to Kishore and Tarun categories. The progress of MUDRA loans is given in **Table 2.13**.

**Table 2.13- No. of Accounts and Amount Disbursed Under PMMY.**

Scheme	Loan Limit (₹)	From 1.4.2017 to 31.12.2017			
		Total no. of accounts	Amount disbursed (₹ lakh)	Women beneficiaries	%age of cases disbursed to women to total cases disbursed
Shishu	Upto 50000	83143	23728	39808	47.87
Kishore	50001 – 500000	41261	93768	9342	22.64
Tarun	500001 - 1000000	11380	87680	1620	14.23
Total		135784	205176	50770	37.39

Source: Finance Department Haryana.

**2.61 Pradhan Mantri Suraksha Bima Yojana (PMSBY):** This scheme is a one year cover, renewable from year to year, Accidental Insurance Scheme offering insurance of ₹ 2 lakh on accidental death and disability cover for disability on account of an accident. This scheme was launched on 9<sup>th</sup> May, 2015 which is being offered/administered through Public Sector General Insurance Companies (PSGICs) and other General Insurance Companies. All saving bank account holders in the age group of 18-70 years can enroll themselves in participating banks on payment of an annual premium of ₹ 12 renewable on year to year basis. Upto 31.3.2016, banks enrolled 24,32,364 persons under this scheme and enrolment increased to 27,94,368 up to 31.12.2017. Out of 1302 lodged claims of ₹ 2,584 lakh, 1056 claims of ₹ 2,101 lakh have been settled up to 31.12.2017 under this scheme.

**2.62 Pradhan Mantri Jeevan Jyoti Bima Yojana (PMJJBY):** This scheme came into effect from 1<sup>st</sup> June, 2015. The scheme is being implemented through Life Insurance Corporation of India/other insurance companies willing to offer product on similar terms with necessary approvals and tie ups with banks for this purpose. Under this scheme, all saving bank account holders with the age-group of 18-50 years can enroll themselves to avail benefits of the scheme on payment of annual premium of ₹ 330. Under the scheme, ₹ 2 lakh is payable on member's death due to any reason. Up to 31.3.2016, banks enrolled 7,91,767 persons under the scheme and enrolment increased to 8,53,218 up to 31.12.2017. Out of 2,612 lodged claims of ₹ 5,224 lakh, 2,302 claims of ₹ 4,604 lakh have been settled up to 31.12.2017.

**2.63 Atal Pension Yojana (APY):** Keeping in mind the concern about the old age income security of the working poor,



to focus on encouraging and enabling them to save for their retirement, to address the longevity risks among the workers in unorganized sector and to encourage them to voluntarily save for their retirement, the Government of India has introduced Atal Pension Yojana, with effect from 1<sup>st</sup> June, 2015. All bank account holders which are citizen of India and in the age group of 18-40 years can join APY and avail benefits of the scheme on payment of subscription. Under APY, there is guaranteed minimum monthly pension for the subscribers ranging between ₹ 1,000 to

₹ 5,000 per month depending upon the premium paid and age of entry to the scheme by the subscriber. To get a fixed monthly pension between ₹ 1,000 per month and ₹ 5,000 per month, the subscriber has to contribute on monthly basis between ₹ 42 and ₹ 210, if he joins at the age of 18 years. For the same fixed pension levels, the contribution would range between ₹ 291 and ₹ 1,454, if the subscriber joins at the age of 40 years. Up to 31.3.2016, banks enrolled 55,797 persons under the scheme and enrolment increased to 1,49,896 up to 31.12.2017.

---

## **EXCISE AND TAXATION**

**2.64** The Excise and Taxation Department is the main revenue generating department of the State and administering the collections under the HVAT Act, Excise Act, CST Act, PGT Act and Luxury Act before implementation of GST. After introduction of GST w.e.f 1.7.2017, the department administers the State GST Act, Excise Act and VAT & CST Act (for 6 Non GST Goods only). The other taxes such as Entertainment Tax, Luxury Tax and Entry Tax have been subsumed in the GST.

**2.65** It is for the first time that a single tax is being levied simultaneously by the Union and the States. GST has replaced multiplicity of taxes, disparate rate structures and tax practices by a uniform tax structures over a common tax base. GST is a consumption based tax system wherein the credit of input tax flows seamlessly from the origin State to the State of consumption. Another key feature of GST is single interface to the taxpayers through a national common

portal. The tax is levied under three different statutes namely the Central Goods and Services Tax (CGST), State Goods and Services Tax (SGST) and Integrated Goods and Services Tax (IGST) Acts.

**2.66** The department was allotted targets of ₹ 36,706.19 crore for VAT, CST, Excise and other Acts for the year 2017-18. The department has collected ₹ 27,254.87 crore (VAT ₹ 12,819.47 crore, CST ₹ 1,194.04 crore, SGST ₹ 5,596.19 crore, IGST Settlement ₹ 592.89 crore, Excise ₹ 3,899.86 crore and others ₹ 3,152.42 crore) upto 31 December, 2017 against ₹ 21,828.76 crore upto the corresponding period of last year with an increase of 24.86 percent. Department has collected revenue under SGST amounting to ₹ 6,189.08 crore (SGST ₹ 5,596.19 crore and IGST settlement of ₹ 592.89 crore) till December, 2017.

**2.67** The revenue under Excise Head is collected under the following Acts is given in **Table 2.14**.

1. The Punjab Excise Act, 1914.
2. The Medicinal and Toilet Preparation (Excise Duties) Act, 1955.

3. The Narcotics Drugs and Psychotropic Substances Act, 1985.
4. The East Punjab Molasses (Control) Act, 1948.

**Table 2.14- Revenue Collections under Excise Head in State.**

Year	Revenue Collected (₹ Crore)
2013-14	3696.52
2014-15	3459.19
2015-16	4373.71
2016-17	4655.84
2017-18	3899.86 (upto Dec., 2017)

Source:- Excise and Taxation Department, Haryana.

### GOODS AND SERVICE TAX

**2.68** Goods and Service Tax (GST) has been rolled out in the country on 1<sup>st</sup> July, 2017 as one of the biggest tax reforms. A number of indirect 'State and Central' taxes have been subsumed in the GST leading to 'One Nation, One Tax, One Market'. Haryana has actively participated in the implementation process of GST and ranks among the top revenue collectors in the country. For the purpose of the implementation of GST in the State, wide-spread and extension training programmes were carried out for various stakeholders including officers/officials as well as the taxpayers. GST is a complete online system wherein all the services

shall be provided to the taxpayers online through a common national portal.

**2.69** All the taxpayers registered in the previous taxation regime were extended the facility of migrating to the GST regime. As a result of which about 2,01,014 dealers registered under VAT migrated to GST. In addition, 24,944 dealers migrated from Central Excise and Service Tax in the State. So far 1,34,321 new entities have got themselves registered under GST in the State.

**2.70** GST is levied simultaneously by the Centre and the State, however, Single Interface shall be provided to the taxpayer. To ensure single interface, the taxpayer shall be divided between the Centre and the State. The 1<sup>st</sup> round of division of taxpayers between the Centre and the State has been carried out, wherein 2,22,901 migrated taxpayers has been divided between the Centre and the State. Out of 2,22,901, the State will administer control over 1,80,083 and Centre will administer control over 42,818 taxpayers. The state of Haryana also ranks amongst the top in the country with regard to the return filing.

**2.71** The summary of the GST collections of the State upto December, 2017 is given in **Table 2.15**.

**Table 2.15- Month-wise Net Collections under GST in State.**

Month	(₹ Crore)		
	SGST collection	Net IGST settlement	Net Collection
July, 2017	0.23	0	0.23
August, 2017	1272.59	-286.67	985.92
September, 2017	1149.54	113.76	1263.30
October, 2017	1142.20	232.71	1374.91
November, 2017	1063.71	152.64	1216.35
December, 2017	967.92	380.45	1348.37
<b>Total</b>	<b>5596.19</b>	<b>592.89</b>	<b>6189.08</b>

Source:- Excise and Taxation Department, Haryana.

## **Steps taken by Department**

**2.72** Restructuring of Districts and Ranges: For effective and efficient administration, number of tax districts was increased to 4 tax districts in Faridabad and Gurugram. Number of Excise districts in Gurugram was increased to 2 districts. Number of Ranges was also increased to 5 in the State vide notification dated 8.2.2017.

(i) In order to promote environment friendly fuel: Government has exempted Bio Diesel from levy of VAT w.e.f. 10.3.2017.

(ii) Solar Power Project: In order to promote clean energy, Solar devices and equipments/parts for installation of Solar Power Projects in the State of Haryana have been exempted from levy of VAT vide notification dated 08.05.2017.

(iii) Refund: To facilitate speedy disposal of refund cases, power to grant refund of VAT/CST up to ₹ 25 lakh has been given to Deputy Excise & Taxation Commissioner at district level and upto ₹ 50 lakh to the Joint Excise & Taxation Commissioner (Range) vide notification dated 14.6.2017.

(iv) The Haryana Settlement of Outstanding Dues Act, 2017: In order to recover arrears of taxes before implementation of the GST, the Haryana Settlement of Outstanding Dues Act, 2017 was passed to enable the Government to bring out "One Time Settlement Scheme" for recovery of arrears.

(v) A One Time Settlement Scheme namely the Haryana One Time Settlement for recovery of Outstanding Dues, 2017 was notified on 22.6.2017. Under this scheme, outstanding dues of ₹ 2,322 crore

were recovered in State Government Treasury.

(vi) The Haryana Alternative Tax Compliance Scheme for Contractors, 2016 was amended on 2.6.2017 to facilitate recovery of taxes from developers who could not opt for the scheme earlier.

(vii) Textile Amendment: All varieties of textiles on which knitting and embroidery work has been done were exempted from VAT vide notification dated 29.8.2017.

## **Computerization of Department Activities**

**2.73** Under the National e-Governance Plan (NeGP) of Government of India, the department was selected under the Mission Mode Project for Commercial Taxes (MMPCT) for the comprehensive computerization of the department activities. M/s Ernst & Young LLP have been engaged as the consultants and M/s Wipro Ltd. has been engaged as System Integrator at ₹ 115 crore for the implementation of this project.

(i) Online Tendering of Excise Vends: The department has allotted the liquor vends through e-Tendering. The applicant online applied for vends through this application and the allotment process was done online without any manual intervention.

(ii) Online Issuance of C forms: The department has started the facility of online C form issuance for the dealers in the State from 1.6.2015. This facility is available online 24 X 7 and dealer is not required to visit the offices. Till 31.12.2017, 33,00,273 C forms have been issued to the dealers through this application.

(iii) Online Registration: The department has launched the facility of

online registration of dealers under various Acts in July, 2015 and need not to visit the offices. 54,132 new TIN have been granted through this online registration module till 31.12.2017. Online Amendments and Cancellation are also made available for the convenience of the dealers.

(iv) Online Payment of Tax: The department has launched the facility to pay the tax online in July, 2015. Through this application a dealer can pay tax online and need not to visit Bank/Offices. He can make the payment from anywhere and at anytime.

(v) Online filing of Returns: The department has launched e>Returns application for the online filing of the quarterly returns in July, 2015. The returns have been received online for all four quarters of the financial year 2015-16 and also received two quarters of financial year 2016-17. The annual return (R2) has also been received through this application. Till date, more than 90 percent e>Returns have been received through this application.

(vi) Online Permit & Pass: Online Issuance of Excise Permit and Pass has been launched on 1.12.2015 for the transparent and hassle free liquor trade in the State.

(vii) Online Refunds: Department has launched online refunds in July, 2016. Through this module dealers can apply for refund online and will get refunds directly in their bank accounts.

(viii) Online Assessments: Department has launched the online assessment in the

State in June, 2017. This will speed up the disposal of assessment cases and efficiency of the Assessing Authorities will be increased as online data for assessment will be made available to them at a click.

(ix) Online Arrears and Recovery: Department has launched online arrears and recovery module Statewide in June, 2017 and will provide overall position of arrears and recovery thereof in the State.

(x) Appeal: Department has launched online Appeal Module on 23.5.2017 in the State. Through this module dealers can apply the appeals online.

(xi) Grievance Portal and Helpdesk: The department has its online grievance redressal facility available on the website of the department. Dealers/citizens can file their grievances /complaints / suggestions online through this application 24 X 7.  
(xii) Online Statutory Forms: After the successful implementation of C-Forms, the department has launched all the statutory forms ('F', 'H', 'E-I', 'E-II') online State-wide on 5.8.2017.

(xiii) Establishment of Tax Research Unit: Tax Research Unit has been initialized in the department. The TRU will be responsible for intelligence inputs gathering through digital data analysis and other means of the department for conducting research and taking action to curb tax evasion, corrupt practices and serious irregularities. Consultant for Tax Research Unit has been selected M/s Ernst &Young LLP.

\*\*\*

ACHIEVEMENTS  
OF  
DEPARTMENTS/  
BOARDS/  
CORPORTIONS

## AGRICULTURE & ALLIED SECTOR

*Agriculture & allied sectors have been accorded high priority in the State. Strong infrastructure facilities, coupled with agriculture research support and excellent extension network to disseminate the information related to improved farm practices to farmers, yielded tangible results. Haryana has become a food surplus State.*

**3.2** Haryana is a land lock in the northern India. It is between 27°39' to 30°35' Latitude and between 74°28' and 77°36' Longitude. Haryana is extremely hot in summer (around 45°C/113°F) and

mild in winter. The hottest months are May & June and coldest are December & January. The month-wise detail of actual rainfall received in the State and normal rainfall is given in **Table 3.1 & 3.2.**

**Table 3.1- Rainfall Received and Normal Rainfall During July, 2016 to December, 2016.**

(MM)

District	July, 2016		August		September		October		November		December	
	A	N	A	N	A	N	A	N	A	N	A	N
Hisar	146.8	121.8	28.0	14.2	0.0	68.9	0.0	10.3	0.0	4.1	0.0	4.4
Rohtak	112.5	195.7	118.5	164.6	2.0	97.4	0.0	14.9	0.0	5.1	0.0	5.9
Gurgram	161.0	176.4	137.5	47.3	34.5	100.8	0.4	18.1	0.0	2.6	0.0	4.0
Fatehabad	79.0	107.5	85.5	97.5	0.0	60.9	0.0	7.8	0.0	3.0	0.0	5.1
Jhajjar	210.2	133.5	231.7	105.7	13.5	66.4	0.0	9.5	0.0	3.5	0.0	3.7
Karnal	168.5	206.4	184.0	171.4	10.5	103.4	0.0	24.1	0.0	5.2	0.0	10.6
Panipat	145.0	184.6	268.1	194.1	0.0	92.0	5.0	18.3	0.0	3.9	0.0	6.1
Y/Nagar	793.0	305.9	329.0	325.9	13.5	161.1	0.0	34.8	0.0	6.3	3.0	17.3
Ambala	284.1	294.2	197.0	117.8	39.5	160.5	0.0	24.1	0.0	6.6	9.5	18.2
Jind	176.7	154.5	144.0	144.6	0.0	93.8	0.0	10.6	0.0	4.9	0.0	5.3
M/Garh	235.2	148.6	124.8	161.1	5.0	66.3	20.5	17.5	0.0	3.0	0.0	5.0
Rewari	213.5	144.5	206.0	103.6	6.3	79.8	37.0	13.0	0.0	2.7	0.0	3.7
Panchkula	90.0	327.6	97.0	332.6	35.0	154.9	6.0	20.6	0.0	13.2	10.0	18.2
Sonipat	142.0	200.0	84.5	183.9	4.0	94.4	0.0	18.7	0.0	5.2	0.0	6.2
Bhiwani	187.4	133.6	153.6	132.4	2.4	58.6	6.0	11.3	0.0	4.1	0.0	2.9
K/Kshetra	104.0	207.0	125.0	192.5	7.0	107.7	0.0	18.9	0.0	4.8	0.0	9.3
Kaithal	66.3	142.5	58.3	168.4	0.0	100.0	0.0	13.3	0.0	4.3	0.0	5.8+
Sirsa	69.5	96.5	103.5	86.3	0.0	51.3	0.0	9.5	0.0	4.5	0.0	2.7
Faridabad	292.5	192.7	260.0	17.1	86.5	98.0	30.0	23.7	0.0	2.4	0.0	6.0
Mewat	241.3	174.2	180.5	146.0	43.5	97.6	3.5	18.5	0.0	3.1	0.0	4.6
Palwal	197.3	176.8	150.3	8.6	43.3	105.8	0.0	20.1	0.0	2.7	0.0	2.4

A: Actual, N: Normal

Source: Department of Land Records, Haryana.

**Table 3.2- Rainfall Received and Normal Rainfall During January, 2017 to June, 2017.****(MM)**

District	January, 2017		February		March		April		May		June	
	A	N	A	N	A	N	A	N	A	N	A	N
Hisar	11.5	14.3	0.0	1.8	0.5	9.7	0.0	8.9	6.0	14.0	103.0	32.7
Rohtak	23.0	20.9	0.0	3.0	15.5	17.7	0.0	6.8	4.5	15.4	167.0	41.5
Gurgram	28.3	11.9	0.0	39.8	2.5	7.0	1.6	5.4	6.0	6.4	95.5	34.1
Fatehabad	25.5	17.7	0.0	4.5	1.0	11.2	0.5	6.4	0	13.0	48.5	28.0
Jhajjar	24.0	9.9	0.0	29.6	2.2	9.7	3.5	5.4	11.6	9.1	213.8	28.9
Karnal	79.5	27.7	0.0	27.0	12.2	19.4	1.0	8.3	37.0	11.2	184.0	54.5
Panipat	75.0	21.6	3.0	36.0	1.0	12.6	7.0	9.3	1.3	8.7	156.0	47.9
Y/Nagar	59.0	46.9	0.0	33.7	27.5	31.9	32.0	11.3	12.5	25.6	232.0	104.3
Ambala	135.5	38.2	0.0	37.1	21.0	25.3	24.5	6.9	23.5	20.6	166.5	87.5
Jind	50.6	18.0	0.0	21.0	0	12.4	0.0	4.4	11.4	14.6	161.0	37.3
M/Garh	21.5	9.7	0.0	11.5	1.9	9.4	15.5	5.1	47.5	17.2	151.0	41.0
Rewari	36.0	10.1	1.5	10.3	14.0	5.2	0.0	3.7	43.4	9.9	118.8	34.7
Panchkula	74.0	46.2	0.0	36.7	1.0	27.8	2.0	8.3	3.0	27.4	25.0	95.6
Sonipat	44.5	19.4	0.0	15.1	16.0	14.4	1.0	8.9	24.0	13.5	132.0	41.4
Bhiwani/ Charkhi Dadri	23.3	17.0	0.0	9.8	6.8	8.1	8.2	5.2	23.8	11.2	80.0	26.3
K/Kshetra	54.0	31.7	0.0	21.1	21.0	21.5	8.5	10.4	1.0	9.0	160.5	62.2
Kaithal	74.0	25.3	0.0	16.5	3.0	12.5	0.7	7.4	7.3	8.1	118.3	50.9
Sirsa	21.0	12.4	0.0	11.1	3.0	10.1	0.0	4.6	0	11.9	122.5	18.7
Faridabad	14.0	20.5	0.0	17.1	3.5	10.4	8.0	3.8	28.0	8.7	106.0	52.8
Mewat	29.0	12.4	0.0	13.5	5.3	6.3	1.3	5.4	16.0	10.5	152.8	38.0
Palwal	14.3	10.3	0.0	8.6	10.8	5.9	0.0	3.8	10.7	7.1	83.3	30.2

A: Actual, N: Normal

Source: Department of Land Records, Haryana.

**Table 3.3- Area Under Principal Crops.****(‘000’ Hectare)**

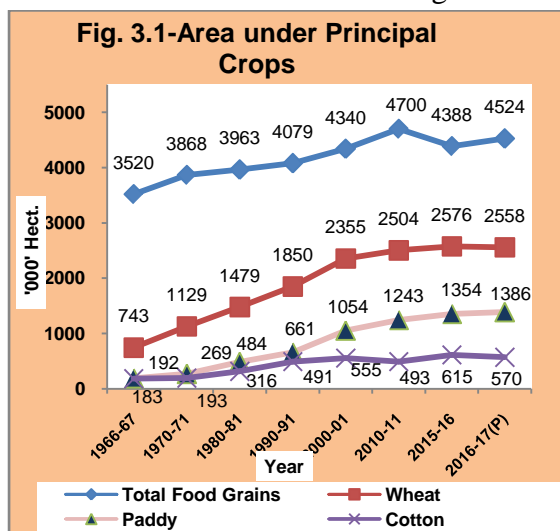
Year	Wheat	Paddy	Total F/grain	Sugarcane	Cotton	Oilseeds	Gross Area Sown
1966-67	743	192	3520	150	183	212	4599
1970-71	1129	269	3868	156	193	143	4957
1980-81	1479	484	3963	113	316	311	5462
1990-91	1850	661	4079	148	491	489	5919
2000-01	2355	1054	4340	143	555	414	6115
2005-06	2303	1047	4311	129	584	736	6509
2006-07	2376	1042	4348	141	527	622	6407
2007-08	2461	1073	4477	140	482	511	6458
2008-09	2462	1211	4621	91	456	528	6500
2009-10	2488	1206	4541	79	505	523	6419
2010-11	2504	1243	4700	85	493	515	6499
2011-12	2531	1234	4581	95	602	546	6489
2012-13	2497	1206	4302	101	593	568	6376
2013-14	2499	1244	4361	101	567	549	6471
2014-15	2601	1287	4445	97	648	493	6471
2015-16	2576	1354	4388	93	615	512	6471
2016-17(P)	2558	1386	4524	102	570	510	6578

P: Provisional.

Source: Department of Land Records, Haryana.

### Area Under Principal Crops

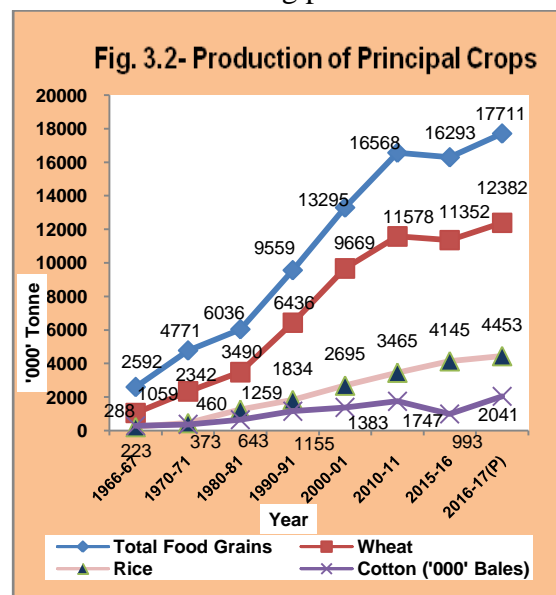
**3.3** The area under principal crops in the State is presented in **Table 3.3** and **Fig. 3.1**. The gross area sown in the State during 1966-67 was 45.99 lakh hectare. However, during 2016-17 the gross area sown in the State was likely to be 65.78 lakh hectare. The contribution of area under wheat and paddy crops to the total gross area sown in the State was 59.97 percent during 2016-17. The area under wheat crop was 25.58 lakh hectare during 2016-17. The area under paddy crop was 13.86 lakh hectare in 2016-17. The area under commercial crops i.e. sugarcane, cotton and oilseeds has fluctuating trends.



### Production of Principal Crops

**3.4** The production of principal crops in the State is presented in **Table 3.4** and **Fig. 3.2**. The food-grains production in the State has reached an impressive level of 183.70 lakh tonne during the year 2011-12, registering an increase of more than seven time as compared to 25.92 lakh tonne food-grains production in 1966-67. The wheat and paddy crops have played a major role in pushing up this agricultural production. The production of total food-grains in the State was likely to be 177.11 lakh tonne in 2016-17. The production of rice was 44.53 lakh tonne in 2016-17.

Similarly, the production of wheat was 123.82 lakh tonne in 2016-17. The production of oilseeds and sugarcane during 2016-17 was 9.46 lakh tonne and 82.23 lakh tonne respectively. The production of cotton was estimated 20.41 lakh bales in 2016-17. Haryana is a major contributor of food-grains to the Central Pool. More than 60 percent export of Basmati Rice is taking place from State.



### Yield of Principal Crops

**3.5** The average yield of wheat and rice in Haryana was 4,407 and 3,061 kg. per hectare respectively during 2015-16. The average yield of wheat and rice during 2016-17 is to be estimated 4,841 and 3,213 kg. Per hectare respectively in the State (**Table 3.5**).

### Targeted Area, Production and Average Yield of Major Crops

**3.6** The targets of area, production and average yield of major crops for the year 2017-18 of the State are given in **Table 3.6**.

### Crop Diversification

**3.7** Crop diversification is a sub-scheme of Rashtriya Krishi Vikas Yojana (RKVY) and is indented to promote technological innovation for sustainable



**Table 3.4 - Production of Principal Crops.**

Year	('000' Tonne)					
	Wheat	Rice	Total F/grain	Oilseeds	Cotton ('000' Bales)	Sugarcane
1966-67	1059	223	2592	92	288	5100
1970-71	2342	460	4771	99	373	7070
1980-81	3490	1259	6036	188	643	4600
1990-91	6436	1834	9559	638	1155	7800
2000-01	9669	2695	13295	563	1383	8170
2010-11	11578	3465	16568	965	1747	6042
2011-12	13119	3757	18370	758	2616	6953
2012-13	11117	3941	16150	968	2378	7500
2013-14	11800	4041	16970	899	2027	7499
2014-15	10354	4006	15236	706	1943	7169
2015-16	11352	4145	16293	855	993	7169
2016-17 (P)	12382	4453	17711	946	2041	8223

P: Provisional.

Source: Department of Land Records, Haryana.

**Table 3.5- Average Yield of Wheat and Rice in Haryana and at all India Level.**

Year	Haryana		India	
	Wheat	Rice	Wheat	Rice
2000-01	4106	2557	2708	1901
2005-06	3844	3051	2619	2102
2010-11	4624	2788	2988	2339
2011-12	5183	3044	3177	2393
2012-13	4452	3268	3117	2462
2013-14	4722	3248	3075	2424
2014-15	3979	3124	-	-
2015-16	4407	3061	-	-
2016-17 (P)	4841	3213	-	-

P: Provisional

Source: Department of Agriculture and Farmers Welfare, Haryana.

**Table 3.6- Targeted Area, Production and Average Yield of Major Crops.**

Crops	Area ('000' Hect.)	Production ('000' Tonne)	Average Yield (Kg./Hect.)
Rice	1200	4097	3414
Jowar	74	42	568
Maize	42	119	2833
Bajra	538	1050	1952
Kharif Pulses	60	54	900
<b>Total/Av. Kharif Foodgrains</b>	<b>1914</b>	<b>5362</b>	<b>2801</b>
Wheat	2523	11780	4669
Gram	100	109	1090
Barley	44	155	3523
Rabi Pulses	10	12	1200
<b>Total/Av. Rabi Foodgrains</b>	<b>2677</b>	<b>12056</b>	<b>4504</b>
<b>Commercial Crops</b>			
Sugarcane	115	8656	75270
Cotton (Lint)*	635	2586	692
Oil Seeds	10	9	900

\* Cotton production in Bales of 170 kg. each.

Source: Department of Agriculture and Farmers Welfare, Haryana.

agriculture and enable farmers to choose alternate to increase productivity and income. This scheme/programme not only helps to encounter the problem of depletion of ground water, but also improve soil health and maintains dynamics equilibrium of agro-eco-system. Under this programme, the alternate crops like maize, pulses, kharif moong/summer moong, dhaincha etc. are being promoted. Inter cropping with agro forestry, promote farm mechanization and value addition by providing farm implements and site specific activities by providing Under Ground Pipe Line to avoid the losses of water and distribution of dhaincha seed to improve soil health are also being promoted among the farmers. Awareness training camps like State Level Kisan Mela, District Level Kisan Mela and Block Level Ghosti are also being organized to aware the farmers for diversification of paddy to other alternate crops for additional income generation, restoration of soil fertility, agro-processing, value addition of crop produce to make farming a profitable enterprise.

### **Crop Insurance Scheme**

**3.8** The Central Government has formulated the Pradhan Mantri Fasal Bima Yojana (PMFBY) vide notification dated 23.2.2016. The State Government has decided to implement the Pradhan Mantri Fasal Bima Yojana during Kharif 2016, Rabi 2016-17 and Kharif 2017 and Rabi 2017-18 seasons. Under the scheme, the farmer's share of premium is 1.5 percent for Rabi crops, 2 percent for Kharif crops and 5 percent for horticultural & commercial crops. The remaining share is borne by the Central and State Government in equal proportion. There is single premium payable for all crops in a

season. In the interest of the farmers, the State Government has decided to take only 2 percent premium from the farmers in case of cotton crop also which is a commercial crop and falls under the 5 percent premium category. The remaining 3 percent will be paid by the State Government. The 3 percent will be in addition to the normal share of the State Government which is to be paid by it along with the Central Government. The scheme was compulsory for loanee farmers and optional for non-loanee farmers. In Haryana, 7,35,451 farmers has been covered under PMFBY for Kharif 2016 and Premium was collected ₹ 25,633.11 lakh and ₹ 22,707.48 lakh were paid as claim to 1,47,288 farmers of the above said scheme. In Rabi Season 5,97,298 farmers has been covered and Premium was collected ₹ 10,780.29 lakh and ₹ 5,080.79 lakh were paid to farmers.

### **Soil Health Management**

**3.9** Soil Health Card Scheme was launched by the Hon'ble Prime Minister of India on 19.5.2015 at Suratgarh, Rajasthan with the objective to address nutrient deficiency and to promote Soil Test based nutrient management. Under this scheme, Soil Health Card (SHCs) are to be issued to all farmers in a cycle of two years in the State. The scheme was introduced in the State since April, 2015 during 1<sup>st</sup> cycle of the scheme i.e. 2015-16 and 2016-17. About 13.34 lakh soil sample given by the Govt. of India. All the samples have been tested and prepared 28.92 lakh Soil Health Cards so far. Out of these 16.69 lakh Soil Health Cards have been issued to the farmers of the State. The work of printing of remaining Soil Health Cards is under progress and the SHCs likely to be issued to all farmers by the end of Dec., 2017.

The 2<sup>nd</sup> cycle (2017-18 & 2018-19) of the scheme has been started since May, 2017. About 5.09 lakh Soil Sample have been collected against the target of 3.95 lakh samples during the year 2017-18. Out of these, 1.08 lakh Soil sample have been tested and the analysis of remaining samples is under progress. After introduction of the scheme in the State, a mass awareness is created amongst the farming community and some farmers are submitting their Soil Samples directly in the Soil Testing Laboratory concerned. As per success stories received from different districts, the farmers applied the doses of the fertilizer as per recommendation in the SHC, the input cost is reduced and there is an increase in the yield. The total expenditure incurred till date is ₹ 830.74 lakh.

**3.10** Rashtriya Krishi Vikas Yojana (RKVY) is a centrally Sponsored Scheme based on sharing pattern of 60:40 between Centre & State. The scheme was introduced in the State during 2007-08 and 100 percent centrally Sponsored till 2014-15. RKVY aims at achieving and sustaining desired annual growth during the XIIth Plan period, by ensuring holistic development of Agriculture and allied sectors. Govt. of India has made an allocation of ₹ 196.10 crore under Normal RKVY, Sub-Schemes and SCSP for the year 2017-18 on the basis of New Sharing Pattern of 60:40 (Centre : State). The meeting of the State Level Sanctioning Committee which was held on 29.5.2017 & 12.10.2017 under the Chairmanship of Chief Secretary of the Govt. of Haryana for sanctioning of new project for the year 2017-18 of an amount of ₹ 301.45 crore. Govt. of India as well as State Govt. has released an amount of ₹ 93.58 crore as 1<sup>st</sup> Instalment under Normal RKVY,

Sub-Scheme and SCSP. An amount of ₹ 83.58 crore may be released as 2<sup>nd</sup> Instalment by GOI for the year 2017-18. Govt. of India has also revalidated an amount of ₹ 96.82 crore for the previous year (2015-16 & 2016-17) for utilization during the year 2017-18. The total available funds under RKVY is ₹ 190.40 crore (₹ 93.58 crore + ₹ 96.82 crore) against which ₹139.48 crore has been utilized.

### **National Food Security Mission (NFSM)**

**3.11** Government of India has launched centrally sponsored National Food Security Mission in the State from Rabi 2007-08. Two crops namely wheat and pulses have been covered under the mission. It has been envisaged to focus on districts having high potential but relatively low level of productivity. Seven districts of the state namely Ambala, Yamunanagar, Bhiwani, Mahendergarh, Gurugram, Rohtak, and Jhajjar have been covered under NFSM-Wheat. In case of pulses, five districts were covered during 2007-08 to 2009-10. From the year 2010-11, all the districts have been covered under NFSM-Pulses. Main objectives of the Mission is to increase production of wheat and pulses through area expansion and productivity enhancement in a sustainable manner in the identified districts of the state. The progress under NFSM is shown in **Table 3.7 (a) & (b)**.

### **Direct Seeding of Rice**

**3.12** The department is promoting the Direct Seeding of Rice (DSR) system from last few years. The system saves about 25 percent water and the yield also remains at par. An area 30,000 hectare has been covered under DSR during 2015-16 and about 30,000 hectare area covered during 2016-17 till date.

**Table 3.7(a)- Progress of National Food Security Mission (NFSM)-Pulses.**

Intervention	Unit	Targets		Achievement			
		Physical	Financial (₹ lakh)	Physical		Financial (₹ lakh)	
		2016-17	2016-17	2017-18	2017-18 (upto 31.12.17)	2017-18	2017-18 (upto 31.12.17)
1. Demonstration on improved technology	Ha.	2310	173.25	3510	882.00	66.15	-
2. Cropping system based demonstration	Ha.	600	75.00	3000	300.00	30.00	-
3. Distribution of certified seeds	Qtl.	9937	248.43	4968	1851.20	46.28	-
4. Integrated Nutrient Management (INM)	Ha.	12000	60.00	48000	3298.36	21.34	-
5. Integrated Pest Management (IPM)	Ha.	13000	65.00	13000	4940.00	24.70	-
6. Resource conservation technology/tools	No.	100	92.50	2400	133.24	39.02	-
<b>7. Efficient water application tools</b>							
(i) Sprinkler Sets	No.	25	2.50	1200	40.00	5.00	-
(ii) Pipe for carrying water	Mtr.	7500	3.75	1425	39.00	5.85	-
8. Cropping system based training	No.	60	8.40	1100	21.84	3.06	-
9. Miscellaneous	No. of Distt.	0	137.00	-	-	72.40	-
10. Cluster demonstration (Summer Moong)	Ha.	14583	700.00	13598	-	-	-
<b>Total Financial</b>		<b>60115</b>	<b>1565.83</b>	<b>92201</b>	<b>11505.64</b>	<b>313.79</b>	<b>-</b>

**Table 3.7(b)- Progress of National Food Security Mission (NFSM)-Coarse Cereal and Commercial Crops.**

Intervention	Unit	Targets		Achievement			
		Physical	Financial (₹ lakh)	Physical		Financial (₹ lakh)	
		2016-17	2016-17	2017-18	2017-18 (upto 31.12.17)	2017-18	2017-18 (upto 31.12.17)
<b>1. Coarse Cereal</b>							
(i) Demonstration on improved package	Ha.	6120	306.00	2147.00	2319.45	115.97	-
(ii) Distribution of certified seeds	Qtl.	5700	173.00	883.48	1018.02	15.27	-
<b>2. Commercial Crops</b>							
(i) Cotton: Demonstration/trails	Ha.	-	-	-	490.00	2500.00	-
(ii) Sugarcane:		950	30.40	640.00	-	-	-
(a) Demonstration	Ha.	-	-	-	-	-	-
(b) Supply of tissue culture plantlets	No.	-	-	-	-	-	-
<b>Total Financial</b>		<b>12770</b>	<b>509.40</b>	<b>3670.48</b>	<b>2135.00</b>	<b>-</b>	<b>-</b>

Source: Department of Agriculture and Farmers Welfare, Haryana.

## Water Management

**3.13** Water management is a thrust area not only for the State Agriculture and Farmers Welfare Department but also a very critical need to the Nation. Major thrust has been given for the promotion of Water Saving Technologies under “On-farm Water Management” programme. The department is providing assistance to farmers for laying of Under Ground Pipe Line (UGPL) System, Sprinkler Irrigation System and Drip Irrigation System in cotton and sugarcane crops. These water

saving devices have been found most suitable for different favourable agro-climatic conditions e.g. Sprinkler Irrigation System has been found well-suited for sandy soils having undulating topography. Whereas, UGPL has been found most viable in central flat region of the State. However, Drip Irrigation System in cotton and sugarcane crops was taken up on pilot basis for the first time during 2010-11. The progress of water management is given in **Table 3.8**.

**Table 3.8 Installation of Sprinkler, Under Ground Pipe Line and Drip Irrigation System.**

Year	Targets		Achievements		Subsidy given to farmers (₹ lakh)
	Physical (Hect/No.)	Financial (₹ lakh)	Physical (Hect/No.)	Financial (₹ lakh)	
<b>Sprinkler Irrigation System</b>					
2016-17	30000	3500	7689	652.37	Work under process
2017-18 (upto 31.12.2017)	30000	35000	5950	1185.68	Work under process
<b>Underground Pipe Line System</b>					
2016-17	42000	5500	8314.10	874.64	Work under process
2017-18 (upto 31.12.2017)	45000	6000	14000.00(Approx.)	2939.61	Work under process
<b>Drip Irrigation System</b>					
2016-17	2470	2500	614	314.22	519
2017-18 (upto 31.12.2017)	2470	2700	348	2014.59	315

Source: Department of Agriculture and Farmers Welfare, Haryana.

### Sprinkler Irrigation System

**3.14** Sprinkler Irrigation System is also in heavy demand especially in South-Western region of the State. So far, 1,50,477 no. of sprinkler sets have been installed with an expenditure of ₹ 249.97 crore as subsidy in the State which also includes an area of 19,657 hectare by utilizing subsidy an amount of ₹ 347.31 lakh during the year 2017-18. The subsidy @ 60 percent for Small and Marginal Farmers and @ 50 percent for others is being provided under different schemes.

### Underground Pipe Line System

**3.15** The studies monitoring the underground water resources in the State

have revealed that there has been consistent decline in the water tables in the districts of Karnal, Kaithal, Kurukshetra, Panipat, Sonapat and Yamunanagar, where paddy-wheat is the dominant cropping sequence. The average decline in ground-water table has been reported as 9.3 meter in the State since 1999 to 2016 due to intensive cropping system (cropping intensity 182%). Moreover, about, 55 percent area of the State is affected by poor quality underground water (brackish) which results into decline in crop production and productivity. The crop

production can be enhanced by transporting the irrigation water from the source of good quality water by laying UGPL system in such areas. Therefore, efficient and judicious use of irrigation water through laying out Underground Pipeline system is need of the hour to keep away from degradation of underground reserves. The Underground Pipe Line Project is one of the flagship project of the department taken up under RKVY and the programme has widely been accepted by the farmers in the entire State. By laying UGPL System water losses are minimized, energy is saved; additional area is brought under cultivation. So far, an area of 2,06,223 hectare had been brought under the system by utilizing an amount of ₹ 312.04 crore. The pattern of assistance under UGPL is @ 50% of the cost of system limited to ₹ 25,000 per hectare with a maximum of ₹ 60,000 per beneficiary.

### **Drip Irrigation System**

**3.16** Drip Irrigation System is being promoted in Cotton and Sugarcane crops.

So far, an area of 5,196 hectare has been covered under this system by providing subsidy amount of ₹43.15 crore in the State. Out of which, an area of 614 hectare has been covered by providing subsidy amount of ₹ 314.22 lakh during the year 2016-17. The major districts covered are:- Bhiwani, Hisar, Fatehabad, Sirsa, Kaithal and Yamunanagar.

**3.17** Target to cover 1,200 hectare by providing assistance amounting to ₹ 844.29 lakh has been proposed for the year 2017-18 under 'Per Drop More Crop' component of Pradhan Mantri Krishi Sinchai Yojana (PMKSY). Assistance @ 70 percent of the total cost of system for Small and Marginal Farmers and @ 60 percent for others is admissible. Whereas 85 percent assistance is provided on Drip Irrigation System in 36 identified over exploited blocks in the state.

### **Farm Implements**

**3.18** Various farm implements are given to farmers by the Agriculture Department on subsidy. The detail is given in **Table 3.9**.

**Table 3.9 – Farm Implements Given to Farmers on Subsidy in 2016-17.**

<b>Sr. No.</b>	<b>Name of Implements</b>	<b>Physical</b>	<b>Financial (₹ lakh)</b>
1.	Zero Till Seed cum Fertilizer Drills	1876	250.35
2.	Rotavators	710	159.70
3.	Bed Planters (Multi Crop)	00	00.00
4.	Power Weeder/Sprayer/Reaper	00	00.00
5.	Straw Reaper	1462	840.98
6.	Reaper Binder	58	70.50
7.	Cotton Seed Drill	183	23.97
8.	Tractor Mounted Sprayer	736	64.18
9.	Laser Leveller	348	215.60
10.	Seed cum Fertilizer Drill	00	00.00
11.	DSR	6	0.75
12.	Wheel Hand Hoe	00	00.00
13.	Subsoiler	31	1.39
14.	Happy Seeder	68	39.20
15.	Mulcher	38	21.60
16.	Straw Baler	3	1.50
17.	Bullock Drawn Implements	00	00.00
18.	Manual Sprayer	2	0.01
<b>Total No. of Beneficiaries/Expenditure</b>		<b>5521</b>	<b>1689.73</b>

Source: Department of Agriculture and Farmers Welfare, Haryana.

## REVENUE AND DISASTER MANAGEMENT

### Natural Calamity and Relief Measures

**3.19** The State Government has increased compensation norms per acre along with enhance the scope of compensation for damaged caused to crops due to flood, standing water, fire, electric sparking, heavy rain, hailstorm, dust storm and pest attack. Compensation amount has been enhanced from 1<sup>st</sup> March, 2015 for

**Table 3.10 Distribution of Gratuitous Relief/Compensation.**

Sr. No.	Name of District	Date of Sanctioned	Amount Sanctioned	Purpose
1.	Hisar	21.4.2017	84,92,500	Hailstrom/Rabi 2015
2.	Jind, Hisar, Fatehabad, Bhiwani & Sirsa	5.5.2017	12,60,78,354	Pest Attack/Kharif 2015
3.	Bhiwani	6.6.2017	2,00,00,000	Drought/Rabi 2015
4.	Bhiwani, Fatehabad, Hisar, Sirsa & Jind	28.6.2017	51,89,54,500	Hailstrom/Rabi 2016
5.	Bhiwani & Hisar	19.7.2017	5,54,08,000	Hailstrom/Rabi January, 2017
6.	Bhiwani, Rewari & Fatehabad	15.12.2017	11,13,61,820	Hailstrom/Rabi March, 2017.

Source: Revenue and Disaster Management Department, Haryana.

**3.21** The State Government has used social media application, like whatsapp, to monitor the flow of water of the rivers and rainfall. An amount of ₹ 13,20,48,010 has been sanctioned to Home Department for purchase of disaster management equipments for State Disaster Management Force. An amount of ₹ 5,03,73,864 for the payment of pending electricity bills of dewatering operation from the year 2008-09 to 2015-16 and ₹ 28,03,133 for payment of the bills of diesel and lubricants charges of engine and tractors used for the dewatering operation from the year 2012-13 to 2016-17 has been

the damaged crops due to natural calamities up to ₹ 12,000 per acre. Minimum compensation paid to all the stakeholder is ₹ 500 for minimum loss.

**3.20** Compensation amount has been sanctioned to the different Deputy Commissioners for distribution of gratuitous relief/compensation on account of crops loss due to natural calamities is given in **Table 3.10**.

sanctioned by the State Government to Deputy Commissioner Bhiwani during the year 2017-18.

### Stamp & Registration

**3.22** The Haryana Government has made amendment the Court Fees Act, 1870 vide Haryana Act No. 29 of 2016 on 27<sup>th</sup> September, 2016 for the purpose of implementing of e-Stamping of Court Fees. Income since 2016-17 under head 0030 Stamp & Registration is ₹ 3,260 crore and target was ₹ 3,700 crore. Income since 2017-18 (upto 31 December, 2017) under head 0030 Stamp & Registration is ₹ 3,041.12 crore and target was ₹ 3,900 crore.

## SEED CERTIFICATION

**3.23** The Haryana State Seed Certification Agency was set up during the year 1976 under Section-8 of Seeds Act, 1966 to fulfill the condition laid down in National seeds Project and was got registered as an independent agency on 6.4.1976 under the Registration of Societies Act, 1860. The main function of the Agency is to certify, as per prescribed Standards, the seeds of crop/varieties notified by the Government of India under Section-5 of Seeds Act-1966. The details of crop-wise standards, prescribed by the Central Seed Certification Board, have been given in the Minimum Seed Certification Standards. The programme for certification is offered by various seed producing organization like Haryana Seeds Development Corporation, HAFED, HLRDC, Horticulture Department, Haryana Agricultural University, National Seeds Corporation, IFFDC, KRIBHCO and other private growers/agencies. The details of the area inspected and quantity of seed certified by the Haryana State Seed

Certification Agency from year 2012-13 to 2017-18 are given in **Table 3.11**.

**Table 3.11- Area Inspected and Quantity of Seed Certified.**

Year	Area Inspected ('000' hect.)	Quantity Certified ('000' qtl.)
2013-14	73.34	2070.15
2014-15	75.73	2055.72
2015-16	89.46	2748.69
2016-17	103.27	3275.11
2017-18 (Targets)	103.50	3300.00

Source: Haryana Seed Certification Agency.

**3.24** Presently, 235 processing plants are under operation in public and private sector in the state wherein seed processing work of various crop varieties is under taken for Certification purpose. After processing a sample of each lot is drawn and got tested from State Seed Testing laboratory Karnal & Sirsa (under the control of Department of Agriculture) and Seed Certification Laboratory at Panchkula and Rohtak, after receiving the results from laboratory, if seed lot meeting the prescribed standards seed lot is certified.

---

## HARYANA SEEDS DEVELOPMENT CORPORATION LTD.

**3.25** Haryana Seeds Development Corporation is for the welfare of the farmers and the main objective of the Corporation is to supply qualitative seeds to the farmers on nominal profit. HSDC also works as a price stabilizer so that there can be a check on the prices of the seed in the State. Sometimes the Government has to lower the rates of seed as against the costing of HSDC for which the HSDC has to face the losses in order to give benefits to the farmers of the State. The HSDC has supplied the quality seed to the farmers of Haryana State during 2015-16 & 2016-17 at 6,43,387 qtls. which

is the highest sale of two years within the State since the inception of the Corporation. The rates/prices of the seed during these years were also genuine and at lower side. The transport rebate for the HSDC growers was also increased by the Corporation which has encouraged the grower farmers. The grower farmers were given benefit by increasing the premium on MSP from 18 percent to 18.5 percent on Wheat seed. However, this has resulted losses to the Corporation but the grower farmers were strengthened and encouraged. Further, to have an optimum combination of benefits of the farmers as well as profit for the Corporation and also



in the best interests of the Corporation and farmers a vision document 2027 has been prepared with assessment of last 10 years i.e. 2007 to 2017 for the first time in the history of HSDC. In this vision 2027 the year-wise turn over and the profit from 2017-18 to 2026-27 have been targeted. It is pertinent to mention that the weaknesses and strengths have also been chalked out from where the weaknesses are to be improved and the benefit from the strengths will be taken. Accordingly, in the vision document with strategies has also been prepared to achieve the turnover and profit. During the year 2017-18 a turnover of ₹ 141 crore with a profit of more than ₹ 1 crore is going to be achieved despite of various problems and challenges faced by the Corporation. Similarly, the HSDC has targeted the record turnover and profit during the year 2018-19 at ₹ 170 crore and ₹ 3 crore respectively. The turnover and profit for every year upto 2026-27 have been targeted at increasing rates and these targets are at minimum side. The targets can be achieved more than the projected turnover and profit. The emphasis will be given to increase the own produce, utilization of the full capacity of own seed plants, increasing the procured seed from private sources if can not produce through own programs, inter State Marketing, training, digital/computerization and diversification through other Agricultural inputs other than seed. The Government will also be pursued for subsidy of seed through HSDC to the farmers of the State only instead of other Corporations of the State and Govt. of India which are not related with the seeds. The seed growers, officers of HSDC and the State Government is making all concentrated efforts towards this seed sector of the State.

### **Production and Distribution of Certified Seeds**

**3.26** The Haryana Seeds Development Corporation had produced 7,975 qtls. certified seeds of kharif crops and 2,74,725 qtls. certified seed of rabi crops during the year 2016-17. To ensure timely availability of certified seeds at the door steps of the farmers, the Corporation has a network of 75 sale counters, besides sale outlets of Institutional Agencies such as MINIBANKS, HAFED, HLRDC and HAIC. The Corporation also opens temporary sale counters in the State on the need basis. HSDC is also arranging sale of weedicides/pesticides/insecticides and fungicides to facilitate the farmers for getting maximum agriculture inputs from its sale outlets. HSDC is marketing its goods with the brand name “HARYANA BEEJ”, which is quite popular among the farmers. The Corporation also supplies seeds outside the state to various State Seed Corporations, Agriculture and Farmers Welfare Departments, Bulk Seed Purchasers and Distributors. During the year 2017-18, the Corporation sold 37,851.55 qtls. (including out State supplies) certified seeds of various crops viz-a-viz paddy, pulses, jowar, bajra etc. in kharif-2017 and 2,01,556 qtls. (tentative) of wheat, pulses, oilseeds, barley, barseem and oats in rabi-2017-18. Similarly, a target at 35,000 qtls. for Kharif and 3,65,000 qtls. for Rabi Sale Season with a total 4,00,000 qtls. during the year 2018-19 has been fixed to sale which will benefit the farmers and the Corporation.

**3.27** HSDC is providing quality seeds to the farmers of the State on subsidized rates under various Schemes sponsored by Govt. of India / State Govt. i.e. NFSM, MMA, ISOPOM, RKVY, Crop Diversification Scheme, State Plan and

A3P Scheme. HSDC has supplied 564.60 qtls. Jowar, 2,241.60 qtls. Maize African Tall on 75 percent subsidy under Green Fodder Development Project under RKVY and 4,620.60 qtls. Hybrid Maize on 100 percent subsidy under Promotion of Crop Diversification (STATE PLAN) and Crop Diversification Programme (RKVY) and 23,405.08 qtls. Dhaincha Seed on 75 percent Subsidy under Promotion of Crop Diversification (STATE

**Table 3.12- Sale of Seeds by HSDC.**

Season	( Qtls.)					
	2013-14	2014-15	2015-16	2016-17	2017-18 (Tentative)	2018-19 (Projection)
Kharif	32922	14669	11750	36363	37851	37000
Rabi	262384	229833	304650	279410	201556	308960
<b>Total</b>	<b>295306</b>	<b>244502</b>	<b>316400</b>	<b>315773</b>	<b>239407</b>	<b>345960</b>

Source: Haryana Seeds Development Corporation Ltd.

**3.28** In addition to above HSDC is also going to diversify the business through other Agricultural related products like cattle feed, Vita/Hafed products, organic seed and organic produce, organic fertilizers, spray pumps, compost machine

PLAN) and Crop Diversification Programme (RKVY). During Kharif 2017, HSDC sold 2,899 packets of B.T Cotton to the Farmers. HSDC has also sold Barseem and Oat fodder seeds through HSDC sale counters to the farmers during Rabi 2017-18. The sale progress of certified Seed of the Corporation during the year 2013-14 to 2017-18 and projections for the year 2018-19 are given in **Table 3.12**.

etc. during the current financial year 2017-18 which will also accelerate in the coming years from 2018 onwards. This will not only add in the turn over & profit of the Corporation but also benefit the farmers and related stakeholders.

## **HARYANA LAND RECLAMATION & DEVELOPMENT CORP. LTD.**

**3.29** Haryana Land Reclamation & Development Corporation (HLRDC) Limited was incorporated in 1974. The major programmes of the Corporation are reclamation of alkali soils, sale of agriculture inputs and production of quality seeds. Gypsum is being provided under Rastriya Krishi Vikas Yojna (RKVY), National Mission On Oilseeds And Oilpalm (NMOOP) and National Food Security Mission (NFSM) to the farmers at 50 percent subsidy. During the year 2016-17 (up to 31.3.2017) and 2017-18 (upto 31.12.2017), the Corporation distributed 26,889 M.T. &

34,995 M.T. gypsum powder to the farmers of the state. Out of 4,05,499 hectare alkali affected land, an area of 3,71,616 hectare has been reclaimed upto December, 2017. As per latest survey of Government of India in the year, 2010 balance 1.84 lakh hectare alkali affected land will be reclaimed in the coming 10-15 years. During the year 2016-17 (upto 31.3.2017) the Corporation has sold 30 M.T. DAP, 245 M.T. Urea, 25 M.T. Zinc Sulphate, 30,654 Liters/kg./units Weedicides/Pesticides, 12,216 qtls. wheat seed and 1,313 spray pumps to the farmers of the state and during the year 2017-18 (upto 31.12.2017) the Corporation has sold

201 M.T. Micronutrient, 1,727 M.T. DAP, 9,304 M.T. Urea, 87 M.T. SSP, 48 M.T. NPK, 74,600 kg. Bio-fertilizer, 8,217

Liters/kg./units Weedicides/Pesticides, 531 number spray pumps and 15,846 qtls. Wheat seed to the farmers of the state.

## HORTICULTURE

**3.30** Horticulture is a major diversified activity for nutrition security and Haryana is fast emerging, one of the leading State in the field of Horticulture in India. In the State almost all type of Fruits, vegetables, spices, mushroom & flowers are being grown. Out of total area under crops around 85 percent area under Vegetables & rest is under fruits, spices etc. The department of horticulture is encouraging cluster approach for the better due of crop cultivation according to climate & soil conditions. For the year 2017-18 the Horticulture Budget has been raised substantially to ₹ 39,692.55 lakh from ₹ 37,844.45 lakh in the year 2016-17.

### Policies and Programmes of the Department:

**3.31** Department implements 20 schemes out of which 11 are State Plan Scheme, 5 Central Plan Scheme (Share basis) and 1 is 100 percent Central Sponsored Scheme & 3 Non Plan Scheme. Through the schemes subsidy on various component is being provided to farmers for promotion of Horticulture in the State.

The assistance given to the farmers on various components viz. Area expansion, Mushroom production, Flower and Spices cultivation, training programme, creation of water resources, protected cultivation, Organic farming, Horticulture mechanization etc., the assistance percentage available under the scheme ranges from 25 percent to 100 percent depending upon the components type.

### Area and Production of Horticulture Crops

**3.32** Horticulture crops cover 4.90 lakh hectare area which is 7.57 percent of the gross cropped area of the State. Production of horticultural crops in the State was 70.97 lakh M.T. during the year 2016-17.

### Fruit Cultivation

**3.33** Total area under fruit was 61,596 hectare in the year 2016-17 with production of 7.70 lakh M.T. For the year 2017-18 a target of 67,000 hectare area has been fixed with the production of 10.50 lakh M.T. and achieved 5,515 hectare area with production of 4.95 lakh M.T. up to December 2017 **Table- 3.13.**

**Table 3.13- Area and Production of Fruit Crops.**

Name of crop	Achievement 2016-17		Target 2017-18		Achievement 2017-18 (up to Dec.2017)	
	Area (Hect.)	Production (MT)	Area (Hect.)	Production (MT)	Area (Hect.)	Production (MT)
i) Citrus	20054	323923	21556	420963	1096.90	201667.0
ii) Mango	9337	96788	9591	111527	693.00	62609.0
iii) Guava	11725	163219	12661	216212	730.65	105482.5
iv) Sapota	1677	16066	1792	21874	23.00	16109.0
v) Aonla	2224	10582	2285	31925	5.00	7452.0
vi) Others	16579	160387	19115	247499	2966.45	101531.5
<b>Total</b>	<b>61596</b>	<b>770965</b>	<b>67000</b>	<b>1050000</b>	<b>5515</b>	<b>494851.0</b>

Source; Horticulture Department, Haryana.

### Vegetable Cultivation

**3.34** Total area under Vegetables was 4,11,051 hectare in 2016-17 with production of 61.80 lakh M.T. For the year 2017-18 a target of 4,65,000 hectare area

has been fixed with the production of 79.05 lakh M.T. and achieved 3,27,966 hectare area with production of 34.79 lakh M.T. up to December 2017 **Table- 3.14.**

**Table 3.14- Area and Production of Vegetable Crops.**

Name of crop	Achievement 2016-17		Target 2017-18		Achievement 2017-18 (up to Dec., 2017)	
	Area (Hect.)	Production (MT)	Area (Hect.)	Production (MT)	Area (Hect.)	Production (MT)
i) Potato	34529	896952	39378	1095919	33335	217890
ii) Tomato	31821	643592	33694	867536	23675	325976
iii) Onion	31005	682936	35214	905820	15512	640547
iv) Cucurbits	24492	300355	27573	395073	11105	166130
v) Cauliflower	39513	640153	40957	743125	37013	382766
vi) Leafy Veg.	32581	352301	36175	475749	30239	200014
vii) Peas	14037	114460	16083	142582	14460	37677
viii) Brinjal	16092	292140	18758	425081	12663	189360
ix) Other	186981	2257541	217168	2854115	149964	1319344
<b>Total</b>	<b>411051</b>	<b>6180430</b>	<b>465000</b>	<b>7905000</b>	<b>327966</b>	<b>3479704</b>

Source; Horticulture Department, Haryana.

### Spices

**3.35** Total area under Spices was 11,651 hectare in 2016-17 with production of 0.78 lakh M.T. For the year 2017-18 a target of 14,000 hectare area

has been fixed with the production of 1.0 lakh M.T. and achieved 8,566 hectare area with production of 0.44 lakh M.T. up to December 2017 **Table- 3.15.**

**Table 3.15- Area and Production of Spices.**

Name of spice	Achievement 2016-17		Target 2017-18		Achievement 2017-18 (up to Dec., 2017)	
	Area (Hect.)	Production (MT)	Area (Hect.)	Production (MT)	Area (Hect.)	Production (MT)
i) Ginger	108	1877	320	5231	435	1835
ii) Garlic	3878	40764	4412	49724	3041	28971
iii) Fenugreek	3285	6892	3909	11417	2492	4571
iv) Others	4380	28642	5359	33628	2598	8886
<b>Total</b>	<b>11651</b>	<b>78175</b>	<b>14000</b>	<b>100000</b>	<b>8566</b>	<b>44263</b>

Source; Horticulture Department, Haryana.

### Medicinal and Aromatic Plants

**3.36** Total area under Aromatic Plants was 332.4 hectare in 2016-17 with production of 0.15 lakh M.T. for the year 2017-18 a target of 173 hectare area

has been fixed with the production of 0.11 lakh M.T. and achieved 51.5 hectare area with production of 0.30 lakh M.T. up to December 2017 **Table- 3.16.**

**Table 3.16- Area and Production of Medicinal and Aromatic Plants.**

Name of Medicinal and Aromatic plants	Achievement 2016-17		Target 2017-18		Achievement 2017-18 (up to Dec., 2017)	
	Area (Hect.)	Production (MT)	Area (Hect.)	Production (MT)	Area (Hect.)	Production (MT)
i) Aloe vera	103.0	8149	74	117.02	49.0	28220
ii) Stevia	18.0	44	24	3.40	0.4	58
iii) Arandi	20.0	0	0	0.00	0.0	0
iv) other	191.4	6968	75	1051.58	2.1	1732
<b>Sub-total</b>	<b>332.4</b>	<b>15161</b>	<b>173</b>	<b>1172.00</b>	<b>51.5</b>	<b>30010</b>

Source; Horticulture Department, Haryana.

### Flower Cultivation

**3.37** Total area under Flower Cultivation was 5,514.25 hectare in 2016-17 with production of 0.56 lakh M.T. For the year 2017-18 a target of 6,580 hectare area has been fixed with the production of open

field flower 0.69 lakh M.T. and cut flower 1,308 lakh no. and achieved 2,853.1 hectare area with the open field production 2.7 lakh M.T. and cut flower production 224.71 lakh M.T. up to December 2017

**Table- 3.17.**

**Table 3.17- Area and Production of Flowers.**

Name of flower	Achievement 2016-17			Target 2017-18			Achievement 2017-18 (up to Dec., 2017)		
	Area (Hect.)	Production (MT)	Cut Flower Production (Lakh)	Area (Hect.)	Production (MT)	Cut Flower Production (Lakh)	Area (Hec.)	Production (MT)	Cut Flower Production (Lakh)
Gladiolus	145	0	118.11050	192	0	28520600	87	0	509224
Marigold	4936.2	54933.5	0	5895	67668	0	2478.2	13550	0
Rose	153.7	1088	11279969	229	1191	38929400	107.6	221030	3865227
Other	279.35	208.25	56608192	264	141	63350000	180.3	35659.6	18096800
<b>Total</b>	<b>5514.25</b>	<b>56229.75</b>	<b>67888280</b>	<b>6580</b>	<b>69000</b>	<b>130800000</b>	<b>2853.1</b>	<b>270239.6</b>	<b>22471251</b>

Source; Horticulture Department, Haryana.

### Mushroom

**3.38** In the year 2016-17, a production of 10,530 M.T. of mushroom was achieved. For the year 2017-18 a target of 11,470 M.T. was fixed and achieved 4,728 M.T. upto December, 2017.

### Poly House Cultivation

**3.39** For raising disease free nursery, off-season and pesticide residue free vegetables, green house technology can play a vital role. In the year 2016-17, 92.85 hectare Poly houses were constructed and expenditure of ₹ 3,419.92 lakh has been incurred. For the year 2017-18 a target of 63.11 hectare of poly house was fixed and up to December, 2017 an area of 58.73 hectare has been achieved with expenditure of ₹ 1,336.88 lakh.

### Community Tank

**3.40** During the year 2016-17, 215 numbers of community/water farm ponds have been constructed, for an expenditure of ₹ 7.88 crore. In the year 2017-18 (up to December, 2017), 63 numbers community tanks & 21 numbers. individual tanks have been constructed for the expenditure of ₹ 536.57 lakh.

### Micro-Irrigation

**3.41** Under Micro Irrigation Scheme, Per Drop More Crop, an area of 1,303 hectare has been covered with the expenditure of 705.29 lakh during the year 2016-17. Area of 2,035 hectare with the expenditure of 878.69 lakh has been covered up to December, 2017.

## **New Initiatives: (2017-18)**

### **3.42 Establishment of Horticulture**

**University:** To boost research activities in horticultural crops, Govt. is establishing Horticulture University in Karnal. The foundation stone of the Horticulture University has been laid out by Hon'ble Union Agriculture Minister and Hon'ble CM Haryana on 6.4.2016. An Act has been passed and Govt. has kept ₹ 50 crore during the year 2016-17. The Standing Finance Committee accorded its "In-Principle" approval to the project "Establishment of Horticulture University" at Anganthal, Karnal with the estimated cost of ₹ 486.59 crore during a period of 5 year from 2017-18 to 2021-22.

### **3.43 Sign of MoU and LOI :**

- Govt. has signed an MoU with Department of Agriculture, IOWA State, USA on 8<sup>th</sup> August, 2016 to promote agriculture and transfer of technologies. Another MoU was also signed on 4<sup>th</sup> September, 2016 with an US firm for Establishment of Post-harvest Management Centre in Fruits and Vegetables that will help in branding, packaging and marketing of produce especially "Haryana Fresh" brand.
- Govt. has signed a letter of Intent with WAGENINGEN University & Research, Netherland on dated 13.2.2017 at Netherland for collaboration in the field of Agriculture and Horticulture Research & Development.
- Horticulture Department has signed an MoU with Agriculture Skill Council of India, NSDC, Govt. of India on dated 17.2.2017 for collaboration in the field of horticulture for skill development & training at departmental institutes &

centres. For this 6 centres have been notified.

- Department have taken up matter with Brimingham University (U.K) for technology of Clean Cold Chain in the year 2017.

### **3.44 Establishment of New Centres:**

Govt. is establishing Centre of Excellence in each district of the State. 3 Centres have already been established one each at Karnal, Sirsa and Kurukshetra. One another centre namely Integrated Bee Keeping Development Centre has been inaugurated on 10<sup>th</sup> November, 2017 at Ramnagar Kurukshetra. Work on other 2 centres 1 each at Sondhi (Jhajjar) & Hodal (Palwal) has been started. Other centres shall be taken up in the next year.

### **3.45 Formation of Farmers Producer**

**Organization (FPOs):** To promote collective marketing of horticulture produce, Govt. has formed 78 Farmers Producer Organization to cover 20 districts with 741 numbers of Farmer Interest Groups (FIGs) having 25,049 numbers of farmers to benefit them directly under different Govt. schemes. These farmers shall also be linked with Kisan portal for direct transfer of technical, weather and marketing information.

### **3.46 Crop Cluster Development**

**Programme (CCDP):** New scheme namely Crop Cluster Development Program (CCDP) has been launched with budget outlet of ₹ 510.36 crore. Under this program in each cluster marketing infrastructure and post harvest management facilities like pack house, primary processing centre, grading-sorting machine, storage facilities, refer vans, input and quality control facility shall be created to have forward and backward linkage for effective marketing of horticulture produce.

### 3.47 Technology Demonstration/Centre of Excellence at Seven Locations:-

- Horticulture Bio-Technology Centre, Shamgarh (Karnal) ₹ 4.25 crores (Inaugurated on dated 6.4.2016)
- Centre of Excellence for Vegetables, Gharounda (Karnal) ₹ 6.00 crores (inaugurated January, 2011) and working for the benefits of Farmers.
- Centre of Excellence for Fruits, Mangiana (Sirsa) ₹ 9.70 crores (inaugurated May, 2014) and working for the benefits of Farmers.
- Centre of Sub Tropical Fruits, Ladwa (Kurukshetra) ₹ 9.10 crores (Inaugurated on dated 6.4.2016 )
- Centre of Excellence for Bees, Ram Nagar (Kurukshetra) ₹ 10.50 crores ( Inaugurated on dated 10.11.2017)
- Centre of Excellence for Flowers, Jhajjar ₹ 15.00 crores (Work has been started)
- Technology Demonstration Centre of Guava Bhuna (Fatehabad) ₹ 1.00 crores ( to be inaugurated)
- Centre of Excellence at Hodal (Palwal) work has been started
- New Centre of Excellence to be established in coming year at: Nuh- Mewat, Murthal-Sonepat, Barwala-Hisar, Bhuna-Fatehabad and Rewari.

### 3.48 Bhavantar Bharpayee

**Yojna:** Bhavantar Bharpayee Yojna has been launched on dated 30.12.2017 by Hon'ble Chief Minister Haryana. Main purpose of this scheme is to mitigate risk of low prices for horticulture produces in market and to motivate the farmers for diversification in agriculture. In the first phase, 4 crops viz, Onion, Tomato, Potato & Cauliflower have been included. To avail the benefit under the scheme, farmers

have to register on Bhavantar Bharpayee Yojna portal of HSAMB website. For the year 2017-18 budget outlay of ₹ 24.84 crore has been proposed.

### 3.49 Horticulture Vision documents:

Govt. has prepared "Horticulture Vision" to double the area and three times the production in 15 years by 2030. It has been envisaged that 15 percent of the total cultivated area shall be brought under horticulture from 7.57 percent at present.

## IRRIGATION

3.50 Haryana, without any perennial source of surface water and dependent upon its share in various Inter-state agreements, has been managing the surface water resources so well that the

State has become one of the main contributors to the national basket of food grains. Achievements of Irrigation Department are given in **Table 3.18 to 3.20.**

**Table 3.18- Irrigation and Drainage Projects Commissioned during 2016-17.**

Type of projects	Major projects			Medium projects			Minor projects		
	No.	Length (in ft.)	Cost of project (₹ lakh)	No.	Length (in ft.)	Cost of project (₹ lakh)	No.	Length (in ft.)	Cost of project (₹ lakh)
IRRIGATION	6	548368	6950.23	34	1063951	7251.26	-	-	-
FLOOD CONTROL & DRAINAGE	6	1210542	4291.94	08	102620	2386.73	-	-	-
<b>TOTAL</b>	<b>12</b>	<b>1758910</b>	<b>11242.17</b>	<b>42</b>	<b>1166571</b>	<b>9637.99</b>	-	-	-

Source: Irrigation and Water Resources Department, Haryana.

**Table 3.19- Expenditure Incurred on Repair/Maintenance of Irrigation and Drainage Facilities during 2016-17.**

Type of projects	Major projects			Medium projects			Minor projects		
	No.	Length (in ft.)	Cost of project (₹ lakh)	No.	Length (in ft.)	Cost of project (₹ lakh)	No.	Length (in ft.)	Cost of project (₹ lakh)
IRRIGATION Desilting, dewatering and regular watch and ward and routine maintenance	55	4921200	2855	272	6233520	4515	215	25300800	3550
FLOOD CONTROL & DRAINAGE Desilting, desludging and regular watch and ward and routine maintenance	25	1738400	315	115	738000	380	280	7708000	385
<b>TOTAL</b>	<b>80</b>	<b>6659600</b>	<b>3170</b>	<b>387</b>	<b>6971520</b>	<b>4895</b>	<b>495</b>	<b>33008800</b>	<b>3935</b>

Source: Irrigation and Water Resources Department, Haryana.

**Table 3.20- Expenditure incurred on Construction and Repair of Water Channel during 2016-17.**

Type of work	Target		achievement	
	Physical (Ft.)	Financial (₹ lakh)	Physical (Ft.)	Financial (₹ lakh)
Construction of new water channels	4280000	15030.00	3640375	10140.74
Repair of existing water channels	-	-	2362548	9802
<b>TOTAL</b>	<b>4280000</b>	<b>15030.00</b>	<b>6002923</b>	<b>19942.74</b>

Source: Irrigation and Water Resources Department, Haryana.

**3.51** Irrigation & Water Resources Department, Haryana (IWRD) is primarily responsible for operation and maintenance of canal and drainage network in the State including supply of water for irrigation, drinking, pond filling and Industrial and other commercial purposes. Haryana has developed an extensive canal network consisting of 1,461 channels having a length of 14,085 kms. The Bhakra System has total 522 canals with a total length of 5,961 kms, the Yamuna System has total 446 canals covering 4,422 kms. and the Lift System has total 493 canals covering 3,702 kms. beside this, the State has vast network of drainage of about 800 drains covering 5,150 kms. length. The network in the State is old and the capacity of the carrier channels has been reduced due to

continuous running of system. Therefore, rehabilitation of the canal network has become very important. In addition, Government is planning to rejuvenate the existing canal system by increasing the capacity of carrier system, so that surplus water during the monsoon period can be brought to the state for irrigation as well as conservation. As a first step towards realizing the vision of Govt. i.e. Har Khet Ko Paani, a project of improving capacity of various pump houses and canals of the Jawahar Lal Nehru Lift Irrigation System costing ₹ 143 crore has been approved. 63.17 percent work have been completed by December, 2017 with the cost of ₹ 96.10 crore and the remaining work will be completed upto 31.3.2018 in a phased manner. Focus has been laid on removing



carrier capacity constraints and the bottlenecks in running canals. Five number old and dilapidated bridges at RD 27800, 40300, 51000, 96000 and 116000 of WJC Main branch costing ₹ 3,000 lakh were reconstructed.

**3.52** Haryana has a total 1,350 Canal Tails. 1,343 Tails have been fully fed, the leftover 7 Tails not run purely due to technical reasons. JLN Feeder carried 150 percent water, Mahendergarh Canal (MGC) carried 157 percent water during July-September 2017 (compared upto 2014) feeding tails after 39 years a historical feat by any means. Loharu Canal supplied with 184 percent water feeding tails of longest distributaries after 25 years, JLN Canal serving Rewari District supplied with 156 percent water this summer compared to previous decades - a feat cheered by all in the least rainfall area of State.

**3.53** The major rehabilitation work costing ₹ 150 crore have been taken-up on Petwar Distributary, Hansi Branch, Hisar Major Distributary, Hisar Distributary, Jind Distributary No. - 3, Prithla Distributary, Markanda Distributary, Chander Minor, Bhirrana Distributary, Burak Minor, Daroli Distributary, Tohana Distributary, Sinsar Minor, Kharal Minor, Kalwan Minor, Panjokhra Minor, Isherwal Distributary, Nigana-Burtana Link Channel, Gujrani Minor, Nigana Feeder, Nigana Canal, Kairu Minor, Jui Feeder, Saily Minor, Jahagirpur Minor, Loharu Distributary, Julana Sub-Minor etc. during the financial year 2016-17 and 2017-18. The work of rehabilitation of these channels is at advance stage of completion. Further State Govt. has planned to rehabilitation of 125 channels with estimated cost of ₹ 550 crore during

financial year 2017-18 and 2018-19 under State Plan and NABARD.

**3.54** To utilize the surplus water during monsoon period in river Yamuna, a project for increasing the capacity of carrier system, the following projects are in pipeline:-

- Increasing capacity of Western Jamuna Canal Main Line Lower from RD 68220 (Hamida Head) to RD 190950 (Indri Head) with an estimated cost ₹ 120.19 crore out of which Tender costing ₹ 45 crore has been called.
- Improving capacity of WJC Main Branch from 0-154000 with an estimated cost ₹ 202.10 crore out of which Tender costing ₹ 35 crore has been called.
- Rehabilitation of Parallel Delhi Branch from RD 0 to 145250 for improving capacity with an estimated cost ₹ 304 crore. The project has been prepared & submitted to Government for Administrative approval.
- A project of Remodelling of Augmentation canal with an estimated cost ₹ 489 crore has been prepared with the proposal to construct a new cement-concrete lined channel with the designed capacity of 6000 Cs. Standing Finance Committee 'C' under the Chairmanship of Hon'ble Finance Minister has approved the project for posing to RIDF XXIV during its meeting on 13.12.2017. By implementing these projects, about 4,000 Cusecs additional water during monsoon season would be brought in the state.

**3.55** To restore the capacity of Loharu canal system rehabilitation and replacement of various pumps and electromechanical components of Loharu and Bandhwana canal system costing ₹ 25 crore has been approved by Government. Tenders for some pump houses have been called. There are about 15,000 village

ponds/water bodies in the state. Many of these water bodies have gone into disuse because of the development of the groundwater irrigation system. Department, has taken an initiative to revive about 350 abandoned village ponds by linking with canal water by laying pipelines under funds received from Haryana Rural Development Fund Administration Board (HRDFAB). In addition, department has fed about 4,100 ponds in various districts of Haryana.

**3.56** Out of the total 15,404 watercourses, about 9,700 have been lined under various projects by both Irrigation and CADA. Since many of these watercourses were lined more than 30 years ago, many have been damaged and require major rehabilitation. Department has identified 7,500 watercourses for major repairs & rehabilitation. Work on remodelling and rehabilitation of watercourses has also been taken up in a phased manner. During the year 2016-17, ₹ 100 Crore have been spent on rehabilitation of 175 watercourses. The work of rehabilitation of about 125 watercourses costing ₹ 75 crore is in progress. Beside this, department has planned to rehabilitate about 200 watercourses during the financial year 2018-19 & 2019-20 under State Plan & NABARD.

**3.57** To provide fresh water to holy Braham Sarovar at Kurukshetra, a scheme of laying exclusive pipeline costing ₹ 17 crore is under progress and same is likely to be completed by the end of June, 2018. During the monsoon 2017, department has released surplus water continuously in Krishnawati River (up to 10 Kms.) & Dohan River (up to 6 Kms.) for recharging. Further, Jal Mahal which is the historical structure of Narnaul Town and

the tourists visits this place, has been filled 1st time with canal water upto 14 feet depth. Sobhasagar & Chhota Bara Talab of Narnaul town were also filled. A scheme for recharging the Krishnawati River near village Barkoda at Kms. 2.940-R of Ateli Disty has been proposed for construction in length of 16 Kms. upto village Katkai. About 70 Injection Wells for recharging the ground water installed (7 in Rewari, 14 in Sirsa, 45 in Narnaul – Hamidpur Bund– Krishnawati & Dohan) & all are working successfully to replenish the ground water.

**3.58** To encourage the Micro irrigation for optimum utilization of available surface water, the Command Area Development Authority (CADA) has taken up Pilot Project for installation of Community based Solar/Grid Powered Micro Irrigation infrastructure in existing canal commands in various districts of Haryana on turnkey basis. The financial outlay of the project is ₹ 24.65 crore covering total CCA of 1,972.49 Hectare. This project has been inaugurated by the Hon'ble Chief Minister, In one of the schemes at village Gumthla Garhu (Dera Fateh Singh), Pehowa, District Kurukshetra on 30.7.2017. Hon'ble Chief Minister had desired that one such project should be implemented in each block of Haryana during the laying of foundation stone of the project dated 12.12.2016. Accordingly after hectic consultation with farmers, state Government has proposed to extend this project to one outlet per block with the canal command covering 20,957 Hectare area of 132 outlets @ ₹ 1.25 lakh/Hectare of tentative cost ₹ 262 crore. The State Government proposed this project for considering selection under D3S-i initiative of NITI Ayog. After scrutinizing, it was informed by NITI Ayog that the Haryana Project has been

shortlisted among 20 projects out of 400 projects received for support for development under PPP mode. CADA presented the information desired by NITI Ayog explaining the strong will of the State and view towards need to conserve water and its optimum utilization on the information provided by CADA Haryana, NITI Ayog shortlisted this project in the top 14 projects for which development support services will be provided to the projects to transforming projects delivery through PPP's.

**3.59** A pilot project has been conceived for utilizing the overflow in treated water from Sewerage Treatment Plants (STP) at an estimated cost of ₹ 3.65 crore for 3 Sewerage Treatment Plants namely Ladwa, Shahbad and Pehowa. Incidentally all three selected towns also fall on the Sarswati River and are basically drawn into it. Government has also approved the said scheme. Similarly Pilot project for installation of Solar Powered Micro Irrigation Infrastructure on 50 overflowing village ponds in various districts of Haryana covering 1,319 hectare with costing ₹ 16.68 crore has also been approved by the Govt. Under Jal-kranti programme launched by Government of India, 1,250 hectare command area of Ambala District have been identified as Model Command, where all the issues related to water and agriculture sector shall be addressed holistically. Keeping up with the best technology for operations of channels a real time hydrological data, 100 percent centrally sponsored scheme namely National Hydrology Project costing ₹ 50 crore has been approved by Govt. of India. The consultancy services for preparing prefeasibility report for construction of 12 water storage structure in lower Shiwalik Hills i.e. 3 in Panchkula

and 9 in Yamunanagar has been given to WAPCOS.

**3.60** Under Flood Control & Drainage initiatives, the year-wise detail of flood schemes approved during the tenure of present Govt. is given in **Table 3.21**.

**Table 3.21- Flood Control Schemes Approved during 2016-17 and 2017-18.**

Detail of Schemes	2016-17 (47 <sup>th</sup> meeting of HSFCB)	2017-18 (48 <sup>th</sup> meeting of HSFCB)
Total no. of scheme approved	263	258
No. of works completed	110	70
No. of works In progress	50	47
Total cost (₹ crore)	480.17	488.97
Expenditure incurred (₹ crore)	73.66	81

Source: Irrigation and Water Resources Department, Haryana.

**3.61** Haryana is pursuing for the construction of up-stream storage dams namely Renuka, Kishau and Lakhwar Vyasi on river Yamuna for getting assured water supply to Haryana State from river Yamuna. National Competitive bidding for construction of Lakhwar dam has been called by Uttrakhand Jal Vidyut Nigam Ltd. Execution of this project will start shortly.

**3.62** Pursued inter-state matters with renewed vigour. Hearing of the Presidential Reference which was pending for the last over 12 years has now been decided by the Hon'ble Apex Court on 10.11.2016 in favour of Haryana and the Hon'ble court opined that Punjab cannot nullify the judgment and decision of 2002/2004 and terminate the agreement of 31.12.1981. Punjab Cabinet has decided on 15.11.2016 to de-notify the land of SYL for returning to its original owners

for which Haryana has filed I.A. No. 6 in original suit 6 of 1996. On 28.11.2016 all party delegation from Haryana submitted memorandum to President of India for his personal intervention to ensure early completion of the remaining portion of SYL Canal in Punjab and to deliver long pending justice to the people of Haryana. The similar memorandum was also handed over to Union Home Minister on 24.3.2017. Apex Court on 11.7.2017 has directed that the authorities of both the States must remember that a decree passed by this court in 2002 has to be respected and there has to be execution. Hon'ble Court also directed the State of Punjab to take a stand of amiability and amicability so that the facilitator that is Central Government can bring both the parties together to resolve the issue. On 7.9.2017, Attorney General informed the Hon'ble

Court that Govt. of India is mediating on issue and has already held meetings with Chief Secretaries of Punjab, Haryana and Rajasthan for resolving the issue and sought 6 weeks time accordingly and next date was fixed for 8.11.2017. The matter did not list on 8.11.2017 and no next date fixed.

**3.63** To provide end-to-end solution in irrigation supply chain, such as creation of water sources, rain water harvesting, distribution network, efficient on-farm application and extension services on new technologies/information in the state, as first step during 2016-17, District Irrigation Plans (DIPs) for all districts have been finalized under Pradhan Mantri Krishi Sinchai Yojana (PMKSY) of Govt of India. Agriculture Department is the nodal department for all the activities of PMKSY.

---

## FORESTS

**3.64** Haryana is primarily an agricultural State, with almost 81 percent of its land under agriculture. The Forest and Tree Cover extends to 6.65 percent of the total geographical area of the State. To increase this area, during the year 2017-18, 14,625 hectare area has been brought under tree plantation by planting 2.18 crore seedlings throughout the State, including free supply and sale of plants. Two new innovative schemes have been started by Forest Department in association with the Panchayat Samities. Plantation of 100 indigenous plants has been undertaken in various villages under the CM announcement: 'Har Gaon Pedon Ki Chhaon'. 1,27,000 number of plants have been planted during the year 2017. To involve local people in this initiative to provide shade and fresh fruits for

increasing nutritional status of people, another scheme of 'Har Ghar Hariyali' has been continued. 1,80,000 fruit plants have been planted during the year in household premises.

**3.65** To educate people about the systems of traditional medicine and involve them in the conservation of endangered medicinal plant species, 58 Herbal Parks have been established in the state. World Herbal Forest is being developed in Morni Hills of the State with the technical support of Patanjali Yog Peeth, which will become a huge repository of medicinal plants in the near future.

**3.66** Forest Department is developing a City Forest at Murthal, district Sonapat covering an area of 116 acre. In all the major cities, road side

avenues of approach roads leading to and radiating from the districts upto a distance of 5 Kms. ornamental plants have been planted during 2017. Emphasis has also been given to Soil and Moisture Conservation in the Shivaliks and Aravallis. This helps in recharge of ground water and increase of agricultural productivity in the hilly areas. All feasible sites for construction of new Water Harvesting structures have been identified and Water Harvesting structures are being constructed at these sites during current year 2017-18 with an expenditure of ₹ 17 crore.

**3.67** To involve local communities in the management of natural resources, Forest Department has been instrumental in organizing rural women into Self Help Groups (SHGs). So far, 1,990 SHGs have been constituted covering 800 villages. This has helped in improving their socio-economic status by adoption of Income Generation Activities. These members are actively involved in activities like afforestation, vermi-composting, organic farming, saving girl child etc.

**3.68** An important site of Brahmsarovar wetland also known as 'Brahmsarovar Teerth', is a palustrine (Marshy) wetland in village Thana, approximately 17 Kms. from the city of Pehowa, and is very rich in avifauna. Therefore, this wetland is of environmental significance in addition to religious reverence. For this reason, it needs to be preserved and protected in consultation and with concurrence of the local population. In view of the resolution of Gram Panchayat and potential of this water

body to support an array of aquatic flora and fauna, Government has declared it as Community Reserve, and it was inaugurated by Hon'ble Chief Minister on 30<sup>th</sup> July, 2017. In addition Vulture Conservation Breeding Programme is also successfully going on in Pinjore.

**3.69** "Nature Education and Awareness" Programme is being implemented in the State. Hon'ble Chief Minister, Haryana announced on 5.5.2016 that the Morni Fort should be developed as a Museum for tourism purpose, within 6 months. The work of establishment of Museum cum Learning Centre has been completed and has now been opened to general public for visit. Forest Department, Haryana has also launched two e-Services for issuance of NOC and tree felling permit on SARAL and HEPC single window platforms. Block forest boundaries have been digitized with the support of HARSAC, Hisar.

**3.70** During the year 2018-19, all the State Schemes and Centrally Sponsored Schemes relating to forests/tree cover shall be implemented by the Forest Department. Afforestation will be undertaken over an area of about 15,000 hectare. "World Herbal Forest" shall be further developed to bring more area under medicinal plants. Efforts will be strengthened to educate more people in the Conservation of Forests, Wildlife and Biodiversity, so as to achieve the objectives of United Nations Sustainable Development Goals for poverty reduction, livelihood generation and combating climate change.

## **ANIMAL HUSBANDRY AND DAIRYING**

**3.71** For effective and complete ban on cow slaughter in the State, “The Haryana Gauvansh Sanrakshan & Gausamvardhan Act, 2015” has been enacted and is in force w.e.f. 19.11.2015. Under the Act, stringent provisions have been made for prevention of cow slaughter and illegal transport. Provision of imprisonment upto ten years and fine upto ₹ 1 lakh has been made for the offence of cow slaughter and for illegal trafficking of cows for slaughter purposes, provision of imprisonment upto seven years and fine upto ₹ 70,000 has been made in addition to confiscation of vehicles used for illegal transport. In case of default in payment of fine, additional imprisonment, which may be extend upto one year, may also be imposed in lieu of the fine.

**3.72** The Government is providing a subsidy to the extent of 50 percent for establishment of dairy units of indigenous cows upto 5 milch animals and 122 dairy units have been established.

**3.73** For encouraging the farmers to rear good quality high yielding indigenous cattle of Haryana and Sahiwal breeds, performance recording for these breeds has been started and for that incentive money ranging from ₹ 10,000 to ₹ 20,000 on the basis of milk yield is being provided to the owners of indigenous cows. During this year, 827 Haryana and 216 Sahiwal cows have been recorded till now.

**3.74** The Government has decided to establish “Gau Abhyaranyas” at strategic locations in the State for effective rehabilitation and upkeep of stray cattle. The process of establishment of Gau Abhyaranyas at suitable places in the districts of Hisar and Panipat is under progress.

**3.75** To tackle the menace of stray bulls in the state especially of exotic and crossbred cattle, a proposal is under consideration to the Govt. to supply the sexed semen in the veterinary institutions for artificial insemination of crossbred cattle wherein 90 percent of calves born will be female. In addition to this, efforts are being made to import the technology of sexed semen so that the cows are inseminated with sexed semen to produce female calves upto 90 percent of the calves born. For this purpose, a project to the tune of ₹ 50 crore is under consideration of the Govt.

**3.76** For integrated development of small ruminants, equine, piggery and fodder development, the Department has started implementing different projects under “National Livestock Mission”. The provision of insurance of various categories of livestock has also been made under the Mission.

**3.77** Animal husbandry is an important sector to supplement the income of rural masses in the State. The Animal Husbandry and Dairying Department has undertaken ambitious programmes for genetic improvement of the livestock as well as keeping it disease-free for their optimum production. As per Livestock Census-2012, livestock population of the State is 89.98 lakh including 18.08 lakh cattle and 60.85 lakh buffaloes. There are 2,853 veterinary institutions, on an average one veterinary institution for every three villages, spread over the entire State providing veterinary and breeding services to the livestock.

**3.78** With consistent and sustainable support from the Government to the Animal Husbandry sector, the total annual milk production in the year 2016-17 has reached 89.75 lakh tonne. The

per capita per day availability of milk in the State has increased to 878 grams, which is second highest in the country. During the year 2016-17, the production of eggs has reached to 52,139 lakh and production of wool to 6.90 lakh Kg. whereas production of meat has reached to 427.48 lakh kg. in the State.

**3.79** In order to improve the genetic merit of livestock, special attention is being paid towards conservation, multiplication and improvement of indigenous germplasm such as Murrah breed of buffaloes and Haryana & Sahiwal breeds of cows. Under this programme, animals of superior germplasm are being identified with an ultimate objective of establishing a 'gene pool' of these unique breeds for future breeding. Further efforts are being made to introduce latest technology in order to maximize per head productivity of milch animals in the shortest possible time. Under the ongoing scheme the owners of recorded high milk yielding Murrah buffaloes are being awarded cash incentive money of ₹ 15,000, ₹ 20,000 and ₹ 30,000 in the categories of 19-22 kg., >22-25 kg. and above 25 kg. respectively. During this year 555 Murrah buffaloes have been identified till now.

**3.80** The veterinary institutions are being provided all essential veterinary medicines and life-saving drugs. For providing specialised veterinary services, the State has established veterinary polyclinics at strategic locations. So far, five Polyclinics have been established at Sirsa, Bhiwani, Sonipat, Rohtak and Panchkula. An ultra modern Pet Medical Hospital-cum-Training Centre has been set up at Panchkula for diagnostic and treatment of pet animals. Two new veterinary clinics at Jind and Rewari have

been thrown open for public services. In addition, to this 15 new Govt. Veterinary Hospitals and 27 Govt. Veterinary Dispensaries have been opened and 20 Veterinary Dispensaries have been upgraded into Govt. Veterinary Hospitals.

**3.81** With a view to make dairy development a venture of self-employment, 3,018 unemployed youth were provided self-employment during the year 2017-18. During the year 2018-19, there is a target for establishing of 1,600 dairy units. Special efforts for enhancing production and availability of quality feed & fodder for optimum milk production shall continue with more zeal.

**3.82** A new scheme Risk Management and Livestock Insurance has been launched on 29.07.2016 at Jhajjar. Under this scheme, ₹ 100 for large animals such as cattle, buffaloes, horses, donkeys and camels etc. and ₹ 25 for small ruminants such as sheep, goats and pigs etc. for three years as premium will be paid. Five large animals and 50 small ruminants will be insured by a beneficiary. Free insurance will be provided to the livestock of scheduled caste families.

**3.83** The State Govt. is committed for the upliftment of Scheduled Caste families under Scheduled Caste Sub-Plan (SCSP) for providing free insurance coverage to the animals owned by the Scheduled Castes families as well as for providing self-employment opportunities to them through establishment of 3 milch animals dairy, piggery and sheep & goat units. For establishment of dairy, piggery, sheep and goat units by Scheduled Caste families, subsidy @ 50 percent would be provided.

**3.84** For the overall development of cattle and other milch animals on the basis of modern and best technology, an

agreement has been signed with Government of Israel on 15.4.2015 to set up a Centre of Excellence at Hisar with a cost of ₹ 1,498 lakh. This will lead to a new revolution in the field of milk production in the state and process for setting of this centre has been initiated.

**3.85** For conservation, up-gradation and integrated development of indigenous breeds of cattle i.e. Hariana, Sahiwal and Tharparkar under “National Programme for Bovine Breeding & Dairy Development” has been implemented. The Government of India has approved the National Programme for Bovine Breeding for the State amounting to ₹ 77.90 crore to be implemented over a period of 3 years (₹ 22.90 crore were approved from NPBB and ₹ 55 crore for Rashtriya Gokul Gram). An amount of ₹ 5 crore has been released to the State under NPBB by Government of India in the year 2016-17. The major components under NPBB are extension of Field A.I. Net Work, strengthening of existing A.I. Centres, development & conservation of Indigenous Breeds etc. A sum of ₹ 3.10 crore has been utilized.

**3.86** A Gokul Gram is to be established at Sector-1, Govt. Livestock Farm, Hisar. The existing herds of Hariana, Sahiwal and Tharparkar breeds and the available infrastructure will be suitably strengthened to achieve the objectives of the Gokul Gram. A new herd of Gir breed will also be established. The major components under the project are purchase of good quality Indigenous Cattle (Hariana, Sahiwal, Tharparkar & Gir), construction of two ultramodern cow sheds to house cattle, construction of calf pens, balanced nutrition, introduction of total

mixed ration (TMR) technology, production of bio-products (urine distillation plant, production of bio-pesticides, bio-fertilizers, vermicompost) etc. To initiate the project during the year 2016-17 Govt. of India has released an amount of ₹ 10 crore. Under this programme, a sum of ₹ 7.63 crore has been utilized.

**3.87** NDDB has sanctioned two sub projects for production of High Genetic Merit Bulls (Hariana-PS and Murrah –PT) and strengthening of Sperm Station, Hisar over a period of 5 years.

(a) For production of High Genetic Merit Hariana Bulls through pedigree selection and under the programme an amount of ₹ 5.09 crore has been sanctioned. The sub project is implemented in 4 districts namely: Bhiwani, Charkhi Dadri, Jhajjar & Rohtak. 48 High Genetic Merit Hariana Bulls have been identified for Semen Production in the country and ₹ 3.08 crore has been utilized upto Dec., 2017.

(b) For production of High Genetic Merit Murrah Bulls through progeny testing programme and under the programme an amount of ₹ 24.72 crore has been sanctioned. The sub project is implemented in 7 districts namely Bhiwani, Charkhi Dadri, Jhajjar, Rohtak, Hisar, Jind & Sonapat. 108 High Genetic Merit Murrah Bulls have been purchased and ₹ 11.35 crore has been utilized upto Dec., 2017.

**3.88** An amount of ₹ 2,251.95 lakh has been approved for the construction of new complex of Lala Lajpat Rai University of Veterinary and Animal Sciences at Hisar under RIDF-XX during the year 2017-18.



## FISHERIES

**3.89** After Green and White Revolution, the State of Haryana is now on the threshold of Blue Revolution. Fish culture as subsidiary occupation is becoming popular among fish farmers of the State. During the year 2016-17, an area of 18,975 hectare was brought under fish culture by stocking of 7,665.65 lakh fish seed and 1,44,210 M.T. fish was produced. Similarly during the year 2017-18 (up to 31<sup>st</sup> December 2017) an area of 15,446 has been brought under fish culture against the target of 19,000 hectare area by stocking of 1,764.46 lakh fish seed against the target of 1,517.44 lakh fish seed and 1,35,841.60 M.T. fish produced against the target of 1,96,680 M.T. fish. To utilize the saline affected and water logged area, the department of Fisheries has introduced first time in the State, a new project has implemented under Rastriya Krishi Vikas Yojna for White Shrimp Litopenaeus

Vannamei in saline area of district Jhajjar, Rohtak & Hisar and fish culture in water logged area of district Mewat and Palwal during the year 2014-15. During the year 2014-15, 28 hectare area has been covered under White Shrimp Litopenaeus Vannamei in saline affected area. After the successful trial under the year 2016-17 of White Shrimp Culture in saline affected area in the State, department has brought 150.52 hectare saline area. The Department has disbursed an amount of ₹ 4.90 crore as subsidy to the fish farmers for White Shrimp Litopenaeus Vannamei Culture under Rastriya Krishi Vikas Yojna for the year 2016-17. During the year 2018-19, an area of 20,000 hectare will be brought under fish culture by stocking of 2,374.24 lakh fish seed and 2,28,000 fish will be produced. During the year 2017-18 fish productivity would be raised from 7,200 kg./hectare per year to 10,000 kg./hectare per year.

## FOOD, CIVIL SUPPLIES & CONSUMER AFFAIRS

**3.90** In the State there are 44,14,916 ration card holders, as on 30.9.2017. The number of gas connections is 61,80,818.

The number of Ration Cards & Gas Connections in the State from 2011-12 to 2017-18 (upto September, 2017) is given in **Table 3.22**.

**Table 3.22 – Number of Ration Cards and Gas Connections.**

Year	No. of Ration Cards				No. of Gas Connections		
	APL	BPL	AA Y	TOTAL	SBC	DBC	TOTAL
2011-12	4428687	949794	269194	5647675	1664442	2474469	4135611
2012-13	3467189	869068	259500	4595757	1798955	2665861	4464816
2013-14	3467189	869068	259500	4595757	2020133	2941803	4961936
2014-15	3231483	862865	257495	4351843	2111577	3189098	5300675
2015-16	3179289	850463	255985	4285737	2252189	3483324	5735513
2016-17	3284881	855398	258532	4398811	2881647	3515972	6297619
2017-18 (upto Sept, 2017)	3284881	867018	263017	4414916	3526548	3506143	7032691

Source: Food, Civil Supplies & Consumer Affairs Department, Haryana.

### Targeted Public Distribution System

**3.91** Operation of Targeted Public Distribution System with special emphasis

on Below Poverty Line (BPL), including Antodaya Anna Yojana (AAY) families is another important activity of Food, Civil

Supplies & Consumer Affairs Department, Haryana. In the State there are 2,55,610 AAY+ Homeless, 4,53,735 CBPL, 3,96,767 SBPL and 18,24,324 OPH beneficiaries. With the implementation of National Food Security Act. (NFSA) 2013 in the state as much as 28.43 lakh tonnes of wheat at a subsidized rate of ₹ 2 per kg has already been distributed among the beneficiaries from April, 2014 to December, 2017. The Govt. of Haryana has launched the National Food Security Act, 2013 from 20<sup>th</sup> August, 2013 in the State. The Act classifies the eligible households into two categories i.e. Antodaya Anna Yojana (AAY) families and Priority Households (PHs) in the State. Under AAY beneficiaries will continue to get 35 kg. of foodgrains per month at highly subsidized rates ₹ 2 per kg. Each member of Priority Household will get 5 kg. of wheat at the same rate. The National Food Security Act is a bold initiative to provide Food Security to poor

thereby reducing chronic malnutrition in a substantial manner. Under Dal Roti Scheme, the State Government will also provide 2.5 kg. pulses per household per month at subsidized rate of ₹ 20 per kg. to AAY and BPL families to meet their nutritional and proteins needs. It is also mention here that the State Government has now discontinued Dal Roti Scheme from May, 2017. The State Government has now replaced Dal with the 1 liter Mustard Oil to all the BPL Families @ ₹ 20/- per liter from January, 2018 onwards.

### Procurement

**3.92** Department of Food, Civil Supplies & Consumer Affairs, Haryana procures food/coarse grains with a view to ensure that farmers get remunerative prices for their produce and do not have to resort to distress sale. The details of procurement and Minimum Support Prices (MSP) from 2005-06 to 2017-18 in the State are given in **Table 3.23.**

**Table 3.23- Procurement and Minimum Support Prices.**

Year	Wheat Procured (Lakh Tonne)	MSP of Wheat (₹/qtl.)	Paddy Procured (Lakh Tonne)	MSP of Paddy (₹/qtl.)		Bajra Procured (Lakh Tonne)	MSP of Bajra (₹/qtl.)
				Common	Grade-A		
2005-06	45.29	640/-	23.56	570/-	600/-	0.05	525/-
2006-07	22.30	650/- +50 bonus	20.47	580/- + 40 bonus	610/- +40 bonus	-	540/-
2007-08	33.50	750/- +100 bonus	17.85	645/- + 100 bonus	675/- +100 bonus	1.23	600/-
2008-09	52.37	1000/-	18.22	850/- + 50 bonus	880/- + 50 bonus	3.10	840/-
2009-10	69.24	1080/-	26.36	950/- +50 bonus	980/- +50 bonus	0.77	840/-
2010-11	63.47	1100/-	24.82	1000/-	1030/-	0.74	880/-
2011-12	69.25	1120/- +50 bonus	29.66	1080/-	1110/-	0.18	980/-
2012-13	87.16	1285/-	38.53	1250/-	1280/-	-	1175/-
2013-14	58.56	1350/-	35.87	1310/-	1345/-	-	1250/-
2014-15	65.08	1400/-	30.07	1360/-	1400/-	-	1250/-
2015-16	67.70	1450/-	42.59	1410/-	1450/-	0.05	1275/-
2016-17	67.54	1525/-	53.48	1470/-	1510/-	0.06	1330/-
2017-18	74.25	1625/-	59.17	1550/-	1590/-	0.31	1470/-

Source: Food, Civil Supplies & Consumer Affairs Department, Haryana.

## **Consumer Protection Act, 1986**

**3.93** Enforcement of the Provisions of the Consumer Protection Act, 1986 and creation of awareness among consumers are other important activities of the Food, Civil Supplies & Consumer Affairs Department. In the State District Fora have been established in the all Districts.

### **Setting up of Consumer Helpline**

**3.94** A Consumer Helpline in the State of Haryana has been established in the Directorate of Food, Civil Supplies & Consumer Affairs its toll free number is 1800-180-2087. The helpline was made functional w.e.f. 12.8.2013. State Consumer Helpline is helping consumers by giving guidelines/advice to sort out their complaints in every sphere in the State. Since its inception (on 12.8.2013) approximately 20,695 complaints have been received upto 31.12.2017. The success rate is 87 percent.

### **Legal Metrology**

**3.95** The Legal Metrology Act, 2009 was formulated by the Govt. of India to establish and enforce Standards of Weights and Measures, to regulate trade and commerce in weights, measures and other goods which are sold or distributed by weights, measures or number in the interest of consumers by ensuring correct Weights and Measures in various transactions. During the year 2016-17, against the target of ₹ 15 crore, revenue receipt of ₹ 13.07 crore have been collected and during the year 2017-18 (upto 30.11.2017) the revenue receipt of ₹ 11.86 crore have been collected by Legal Metrology Organisation.

### **Brick-kilns**

**3.96** The Haryana Control of Bricks Supplies Order, 1972 was made under the provisions of section 3 of the East Punjab

Control of Bricks Supplies Act, 1949. As on 30.11.2017 there were 2,726 Brick-kilns licenses in the State to ensure availability of bricks for general public and for Govt., development works. There is complete ban on the movement of bricks outside the State. This control order has been substantially liberalized by the State Government by de-notifying the provisions like fixation of price of bricks, permit system for bricks, maintenance of production and selling of bricks and monthly statements etc.

**3.97** Under “End-to-End Computerization of TPDS Operations” digitization of 9,495 Fair Price Shops (FPS) and 243 Godowns including CONFED focal points have been completed under NFSA. 29,64,511 families /ration cards having 1,36,08,571 beneficiaries have been digitized. Toll Free /PDS Consumer helpline number 1800-180-2087 and 1967 are in operation. Transparency portal (<http://haryanafood.gov.in>) and online grievances redressal system for PDS is operational. Online allocation and supply chain management has been implemented in the entire State from 1<sup>st</sup> January, 2017.

### **3.98 Fair Price Shop (FPS) Automation**

1. Automation of FPS launched in whole of State on 1st November, 2016 by Hon'ble Prime Minister.

2. Due to delay/failure in Aadhaar authentication, hybrid model was adopted during January to March, 2017, wherein the beneficiary was required to put the finger on scanner for 30 seconds. State also decided to procure its own Server to be used exclusively for TPDS.

3. In March, 2017 fully Online-mode was launched on pilot basis in district Ambala with Aadhaar being mandatory and the system worked smoothly. In the month of May, 2017 the fully Online-

mode was extended to 5 districts and another 10 districts in June, 2017. Remaining 6 districts have been covered in the month of July, 2017 making whole of the State totally Online-mode with Aadhaar being mandatory.

4. The facility of Portability has been provided in the system which allows beneficiaries to take ration from any shop anywhere in the State.

5. From 12th May, 2017 when FPS automation service was commissioned, 1,07,76,745 (79.2 percent) beneficiaries have got Aadhaar seeded using this facility on the PoS devices and there is not even a single complaint about any problem which is a testimony of the efficacy and robustness of the facility and resulting this the saving is approximately ₹ 500 crore per annum.

6. The facility of Best Finger Detection (BFD) has been introduced in order to solve the problems of identification of beneficiaries whose finger prints are not very clear. The rate of success of this facility is about 98 percent.

7. To eliminate diversion and leakage of essential commodities, SMS are sent to all Stakeholders at the time of lifting of essential commodities from Godowns to FPS and also to all the beneficiaries after distribution through PoS at the FPS on their registered mobile number.

8. The database of all the PDS has been digitized and verified by the field staff to weed out ineligible beneficiaries under NFSA. As on date 26,28,520 (88.7%) ration cards have Aadhaar number of at least one beneficiary and 1,07,76,745 (79.2%) beneficiaries Aadhaar have been seeded in PDS database. During Aadhaar based de-duplication, 15.15 lakh duplicate Aadhaar were detected as repeat/duplicate beneficiaries. Aadhaar of these beneficiaries have been deleted from ePDS database.

9. The Department has decided to implement Andhra Pradesh model of cashless Aadhaar Enabled Payment System (AEPS) at 73 FPS in Ambala City area from April, 2017 onward.

**Table 3.24- Checking and Action Taken Against Petrol Pumps and LPG Dealers.**

Year	No. of Petrol Pumps	Samples found below ISI specification		Action taken		No. of LPG dealers	No. of defaulter dealers	Action taken	
		Petrol	Diesel	FIR lodged	Other action			Supply suspended	FIR lodged
2011-12	1972	0	0	305	4	0	0	3	0
2012-13	2130	0	0	348	7	0	0	5	0
2013-14	2325	0	0	383	3	2	0	1	0
2014-15	2419	0	0	387	1	0	0	1	0
2015-16	2218	0	0	397	10	0	0	0	0
2016-17	2633	0	0	477	1	0	0	0	0
2017-18 (upto Oct, 2017)	2733	0	0	465	0	0	0	0	0

Source: Food, Civil Supplies & Consumer Affairs Department, Haryana.

**3.99** Seven services concerning Ration Cards like issuance of new ration card, duplicate ration card, surrender

certificate, inclusion / exclusion of family member, change of address and change of fair price shop etc. have been given fixed

timeframe for facilitating quick services to the public. The process for all these services has been simplified by recasting of application forms. The State  
**CITIZEN CENTRIC SERVICE**

Government vide Notification dated 7.5.2015 have notified the services both for urban and rural areas in the time frame under the Right to Services Act, 2014.

Sr. No.	Name of the Deptt.	Services	Number of working days for disposal	Competent Authority	1 <sup>st</sup> Appellate Authority	2 <sup>nd</sup> Appellate Authority
1.	Food, Civil Supplies & Consumer Affairs Department	Issue of new ration card on receipt of D-I form i.e. Application Form for APL Category	22	Inspector Incharge/ AFSSO	Distt. Food & Supplies Controller	Deputy Commissioner
2.		Issuance of new ration card on receipt of surrender certificate (APL/BPL/AAY)	15	-do-	-do-	-do-
3.		Issuance of duplicate ration card (APL/BPL/AAY)	15	-do-	-do-	-do-
4		Inclusion/ Deletion of family member (APL/BPL/AAY)	15	-do-	-do-	-do-
5		Change of address within same jurisdiction (All category ration cards)	15	-do-	-do-	-do-
6		Change of address including change of FPS (All category ration cards)	15	-do-	-do-	-do-
7		Issuance of surrender certificate (All category ration cards)	7	-do-	-do-	-do-
8		Correction of data in Ration card and amendment for the name of head of the family	7	-do-	-do-	-do-

**3.100** New simplified forms for all above services have been made available in all field officers/PR Centres. Since August, 2011, onwards field offices of Food, Civil Supplies & Consumer Affairs Department

received more than 12.01 lakh (upto October, 2016) applications in this regard and services concerning these applications have been rendered within timelines.

### **HARYANA STATE CO-OP. SUPPLY & MARKETING FED. (HAFED)**

**3.101** Hafed is the largest apex cooperative federation of Haryana State. It came into existence on Nov. 1<sup>st</sup> 1966 alongwith the formation of Haryana as a separate State. Since then it is playing a leading role in serving the farmers of

Haryana as well as consumers in India and overseas. The main objectives of the federation are to make arrangement for procurement, marketing and processing of agricultural produce and allied products, to make arrangements for supply of agricultural inputs such as fertilizers, seeds and agro chemicals and to facilitate the

working of the affiliated Co-operative Societies.

### 3.102 Notable achievements of Hafed for the year 2016-17 are as under:-

**Financial Report:** the last five years turnover and profit of Hafed are given in Table 3.25.

**Table 3.25- Turnover and Profits.**

(₹ in Crore)

Year	Turnover	Profit
2012-13	7,120.37	43.38
2013-14	9,193.16	48.95
2014-15	8,501.00	20.31
2015-16	8,780.11	38.06
2016-17	8,940.90	107.96

Source: Hafed.

#### **Record Procurement of Paddy**

Hafed has purchased 19.38 lakh M.T. Paddy during the Kharif-2017 season till date on Minimum Support Price which constitutes about 33 percent of the total Paddy procured by all the agencies in the State against the allocated share of 33 percent. Hafed was purchased 18.42 lakh M.T. Paddy during the Kharif-2016 season whereas in Kharif-2015, 15.15 lakh M.T. Paddy was procured by Hafed.

#### **Procurement of Bajra**

Hafed has purchased 25,114 M.T. of Bajra in the Kharif 2017. Hafed was purchased 6,039 M.T. of Bajra in the Kharif 2016 season, whereas in Kharif-2015, 4,352 M.T. of Bajra was purchased by Hafed.

#### **Procurement of Wheat**

Hafed has purchased 26.84 lakh M.T. of Wheat during Rabi 2017 season which constitutes about 36.19 percent of the total Wheat procured by all the procurement agencies of the State. Hafed had purchased 25.12 lakh M.T. of Wheat during Rabi-2016 season and 29.55 lakh M.T. Wheat during Rabi-2015 season.

#### **Procurement of Sunflower**

With a view to support the sunflower seed growers of the State, Hafed has purchased

8,459 M.T. at a minimum support price during the year 2017 on behalf of NAFED as per PSS guidelines of Govt. of India from farmers of Haryana. Hafed was purchased 4,785 M.T. of sunflower seeds in the year 2016 and has purchased 4,164 M.T. sunflower seed during 2015 marketing season.

#### **Supply of Fertilizers**

Hafed has played a vital role in making the timely arrangement of Urea and DAP in the State. 0.66 lakh M.T. Urea and 0.17 lakh M.T. DAP was sold by Hafed w.e.f. 1.4.2017 to 31.12.2017. As on 1.1.2018, 0.14 lakh M.T. Urea and 0.27 lakh M.T. DAP is available with Hafed.

#### **Sugar Mill Assandh**

During the crushing season 2016-17, Hafed Sugar Mill Assandh has crushed 37.59 lakh qtls. of Sugar cane and achieved the sugar recovery of 10.41 percent. Turnover during 2016-17 was ₹ 125.60 crore and Hafed Sugar Mill Assandh earned a profit of ₹ 1.76 crore. During the current crushing season i.e. 2017-18 it is expected that Hafed Sugar Mill Assandh will crush 42 lakh qtls. of sugar cane.

#### **Marketing of Wheat Seeds**

Hafed has produced 66,874 qtls. and sold 59,330 qtls. of wheat seed in the year 2017-18 with a tentative profit of ₹ 2 crore. Sale of wheat seeds was 58,880 qtl. In 2015-16 with a profit of ₹ 2.93 crore, whereas the sale of wheat seed in the year 2014-15 was 63,315 qtls. with a profit of ₹ 3.54 crore.

#### **Marketing of Consumer Products**

Consumer products amounting to ₹ 52.40 crore have been sold by Hafed during the period of 1.4.2017 to 31.12.2017.

#### **E-Procurement and e-Governance**

Hafed has switched over to the new e-tendering portal of the State Government

(<https://haryanaeprocurement.gov.in>). The e-tendering for civil works and other activities has already been started on the new portal to ensure transparency in the tendering process. The IT Governance initiatives of “Online CM Windows” and “Online Biometric Attendance” have been successfully implemented by Hafed.

### **Fortification**

Hafed has initiated the process of Fortification of Whole Wheat Flour for commercial sale and it will be launched shortly.

### **3.103 Proposed major initiatives/reforms/ schemes**

1. Hafed has initiated regarding setting up of Mega Food Project at IMT, Rohtak, with an estimated project cost of 181 crore for which Hafed has already taken 50 acres land from HSIIDC on 75 years lease. The final approval from Ministry of Food Processing Industry, Government of

India is at final stage. The funding pattern of this project is as per the MOFPI Scheme, Government of India.

2. Hafed is in a process to set up a 50 TPD Flour Mill at Jatusana, District Rewari, for which initiative to purchase a panchayat land has already been started. This project will be established from Hafed own funds.
3. Hafed has also planned to revive its exports activity and action in this direction is already initiated.
4. Exploring possibilities of setting up of Food Processing/Agri-Units in association with Agriculture Department with an objective it increase the income of farmers.
5. Strengthening of Hafed as well as other cooperatives by cross selling their products.

## **HARYANA STATE WAREHOUSING CORPORATION**

**3.104** Haryana State Warehousing Corporation is a statutory body created for providing scientific storage facilities for a wide range of agricultural produce and notified commodities to the farmers, Govt. agencies, public enterprises, traders, etc.

At present, the Corporation is operating 111 Warehouses across the State with a total storage capacity of 15.20 lakh M.T. which consists of covered godowns of 15.11 lakh M.T. capacity and open plinths of 0.09 lakh M.T. as on 30.11.2017. The year-wise average storage capacity is given in **Table 3.26**.

**Table 3.26- Average Storage Capacity and Its Utilization.**

<b>Year</b>	<b>Average storage capacity (in MT)</b>	<b>Average utilization (in MT)</b>	<b>% age of utilization</b>	<b>No. of Warehouses</b>
2010-11	16,16,270	14,97,189	93	107
2011-12	16,72,188	16,45,066	98	107
2012-13	18,88,401	19,66,756	104	108
2013-14	17,91,037	16,03,636	90	109
2014-15	16,77,361	11,72,602	70	111
2015-16	17,23,162	11,81,468	69	115
2016-17	17,11,079	12,59,960	74	112
2017-18 (up to 30.11.2017)	16,79,523	15,91,112	95	111

Source: Haryana State Warehousing Corporation.

**3.105** The Corporation had an owned storage godowns of 7,000 M.T. capacity at the time of inception on 1<sup>st</sup> November 1967 which has increased to 15.20 lakh M.T. capacity as on 30.11.2017. During the year 2015-16, godowns of 66,580 M.T. capacity were to be constructed, out of which capacity 20,636 M.T. at 5 locations have been completed and capacity of 21,252 M.T. is in progress. During the year 2017-18, there is a proposal to construct 91,304 M.T. capacity godowns.

#### **Inland Container Depot**

**3.106** The Corporation is operating an Inland Container Depot (ICD)-cum-Container Freight Station (CFS) at Rewari

to provide cost effective services to the Importers and Exporters of Haryana and its adjoining area of the neighboring States. However, operations of ICD-cum-CFS, Rewari are being handled by CONCOR w.e.f. 1.11.2008 under a Strategic Alliance Agreement with CONCOR (a subsidiary of Indian Railway). Inland Container Depot, Rewari has been connected online to the world through the Electronic Data Inter-Change (EDI) system since 18.12.2009. During the year 2016-17, earning of ICD was ₹ 2.23 crore whereas the earning of ICD is ₹ 1.51 crore during the year 2017-18 (upto 30.11.2017).

---

### **AGRICULTURAL MARKETING**

**3.107** The Haryana State Agricultural Marketing Board (HSAMB) was set up on 1st August, 1969 for exercising superintendence and control over the Market Committees in the Haryana State. Since its inception, the Board has established 108 Principal Yards, 173 Sub-yards and 196 Purchase Centres. In addition to this, the Board has also constructed 4,870 numbers rural link roads having length 12,583 kms. till 31.1.2018.

#### **Development Works**

**3.108** The HSAMB has spent an amount of ₹ 1,495.45 crore upto 31.1.2018 on the Development/ Up-gradation of Grain/ Vegetable Markets, construction & maintenance of Link Roads during the tenure of present Government. The head wise detail is as under:-

**Mandi Works:** The HSAMB has spent an amount of ₹ 564.54 crore on the development of New Grain/Vegetable Markets and Up-gradation of facilities in the existing markets. The development works to the tune of ₹ 175.38 crore for

providing such facilities in the Mandis are in progress.

➤ **Construction of New Link Roads:** The HSAMB has completed the construction of 461 no. new link roads having length 1,379 km. with an expenditure of ₹ 402.94 crore. The work on 322 no. link roads having length of 880 km. with an estimated cost of ₹ 319.90 crore are in progress at various stages.

➤ **Special Repair of Link Roads:** The HSAMB is undertaking the work of maintenance of link roads constructed by it on actual need basis. The special repair works on 1,231 number link roads having length of 3,561 kms. with an expenditure of ₹ 501.80 crore have been completed. This expenditure includes annual repair of link roads also. The special repair works on 174 number link roads having length of 612 kms. with an estimated cost of ₹ 69.06 crore are in progress at various stages.

#### **Market Fee**

**3.109** A target of ₹ 580 crore was fixed for collection of market fee in the current financial year 2017-18. An amount



of ₹ 685.31 crore has been received as market fee till date. This is likely to increase to the tune of ₹ 700 crore by the end of this financial year i.e. upto 31<sup>st</sup> March, 2018.

#### **IT Initiatives**

**3.110** The HSAMB has started the following marketing reform systems such as e-NAM, e-Kharid, Installation of Weigh Bridges on the Mandi gates and PPM (Plot & Property Management). In addition to this, geo-reference survey of all the roads has been carried out.

#### **e-NAM**

**3.111** Haryana is one of the fourteen States in the country in which e-NAM programme has been launched. The HSAMB has connected 54 Mandis approved by the Govt. of India with e-NAM platform.

#### **e-Kharid**

**3.112** The Government of Haryana has embarked on a revolutionary e-governance initiative through “e-Kharid” project to bring in transparency at all levels in the Food Grains procurement processes, to extend ease of doing business to the traders and to empower the farmers by providing real time information and timely payments. The “e-Kharid” system is a joint initiative of the Haryana State Agricultural Marketing Board and the Food, Civil Supplies & Consumer Affairs, Department. The scheme was launched by Hon’ble Chief Minister on 27.9.2016 at Karnal. The transactions have been started from 1<sup>st</sup> October, 2016.

#### **Weigh Bridges**

**3.113** The work for installation of 140 Weigh Bridges in 26 Mandis identified for e-NAM with an estimated cost of ₹ 27.10 crore has been started. The work is likely to be completed by 30.6.2018.

#### **Geo-Referencing of Roads**

**3.114** Unique IDs have been allotted to all the 4,870 no. link roads constructed by the Board. Geo-reference survey alongwith GPS photographs of each road has been completed. The data base of all the roads infrastructure has been created. HARPETH application has been developed by the State Govt. in collaboration with National Remote Sensing Centre (NRSC) and NIC with the Objective to provide pothole free roads to the citizens of the State. The HSAMB has integrated the verified GIS Data for all the 4,870 roads in the State.

#### **Farmers Market**

**3.115** The Board has established a Farmer’s Market in Sector-20 at Panchkula with the objective to ensure fair price to the farmer’s produce without middle-men intervention. The other objective of this market is to provide fresh fruits & vegetables to the consumers at a nominal price. There is a proposal to establish such markets at Karnal, Rohtak, Gurugram and Sonapat very soon. The Apple Market at Sector-20, Panchkula has also been made functional in October, 2016.

\*\*\*

## INDUSTRY, POWER, ROADS AND TRANSPORT

---

*Industrialization plays a vital and crucial role in the development of an economy. It accelerates economic growth of a State and thereby increases the contribution of Industry Sector in the State Domestic Product by way of increase in the production and employment. Inadequate and inefficient infrastructure can prevent the economy from realizing its full growth potential regardless of the progress on other fronts. Creation and maintenance of physical infrastructure facilities is also a pre-requisite to attract foreign investments. Physical infrastructure covering power, transportation, communication and storage besides facilitating economic growth has direct impact on quality of life. The visible signs of shortfall in capacity and inefficiencies include increasing power failures, load shedding, congested roads etc. and illustrate the widening gap between demand and supply of infrastructure. However, due to constraints in public finances, the State Govt. is encouraging more private participation through Public Private Partnership (PPP) concept since last few years. The PPP concept is fast evolving in all the aspect of infrastructure development since it involves the strength of the State Govt. and the efficiency of the private sector. In order to boost the infrastructure development, special attention is being paid by the State Govt. for improvement/extension of the basic infrastructure of Power, Road and Transport etc.*

### INDUSTRIES AND COMMERCE

**4.2** The State has come out with a path breaking “Enterprises Promotion Policy-2015” (EPP) to propel the State to the next level of growth trajectory. This policy envisions GDP growing at a rate higher than 8 percent, an investment of ₹ 1 lakh crore, employment generation for 4 lakh persons and also to position Haryana as a pre-eminent investment destination. The policy is aligned with the

‘Make in India’, ‘Digital India’ and ‘Skill India’ campaigns of the Government of India. Key incentives offered to MSMEs include investment subsidy, interest subsidy, freight assistance, employment generation subsidy, market development assistance etc.

**4.3** The State government has also enacted the “Haryana Enterprises Promotion Act, 2016”. Among others, it provides for setting up of Haryana

Enterprises Promotion Centre (HEPC) to provide clearances in a time-bound manner to the entrepreneurs for setting up their ventures in the State.

**4.4** A Composite Application Form (CAF) can be created on 'Invest-Haryana' portal ([www.investharyana.in](http://www.investharyana.in)). Up to mid-December, 2017, Composite Application Forms have been filled for 2713 projects. The projects implemented so far involve investment of ₹ 32,516 crore and employment given to 1,50,389 persons.

**4.5** The Government of Haryana is determined to create an ecosystem in which the 'Ease of Doing Business' (EoDB) guided by Minimum Government and Maximum Governance; in the State matches and even exceeds the best global standards.

**4.6** Haryana was ranked 6<sup>th</sup> best in the country and 1<sup>st</sup> in North India in the recent assessment of States in the implementation of Business Reforms. To further improve the EoDB ranking of the State from 6<sup>th</sup> position, the State Government has undertaken many key reforms. The State has revised Uniform Building Code- 2017 and has leveraged the self-certification of third party certification. Also, the State has mandated a period of 45 days for all the services to be provided by HEPC, beyond which the deemed approval shall be granted. Government of Haryana has integrated the industrial related services with HEPC-Single Roof Mechanism and have ensured that clearances are granted in a time bound manner. The State has developed the Rapid Assessment System (RAS) for taking feedback from the user on various services provided by all the departments. These reforms will help Haryana to further improve its ranking among Indian States

on EoDB Business Index in future.

**4.7** New Enterprises Promotion Policy has created congenial atmosphere for development of industries in the State. Out of 485 MoUs signed during the tenure of present Government, 163 MoUs have been implemented/ are under implementation in which ₹ 8,040 crore of investment has been grounded with employment have been given to 8,932 persons.

**4.8** Online grievance redressal mechanism was introduced to address the grievances of industrial units.

**4.9** Performance of the State on the export front has been appreciable despite lack of natural resources and distance of the State from the sea ports. Starting with exports of ₹ 4.5 crore during 1967-68, the State today accounts for exports of nearly ₹ 81,220 crore during the year 2015-16. It has been possible due to conducive environment, State policies and initiatives. The State Government has launched a scheme of Freight Assistance to the extent of 1 percent of Free on Board (FoB) value or actual freight excluding fee and taxes on transportation of goods from place of manufacture to Sea Port, whichever is less and maximum upto ₹ 20 lakh per annum provided for MSME exporter in the State. The State Government also launched a scheme of State Export Awards with a view to acknowledge and recognize the contribution of export units. A total of 18 'Outstanding Exporter Awards' across 9 different Industrial Groups and one 'Outstanding Woman Entrepreneur Exporter Award' of ₹ 3 lakh were given by the State.

**4.10** The State Export Award for the year 2015-16 was awarded to 35 outstanding exporting units involving

₹ 62.65 lakh by the Hon'ble State Minister, MSME, Government of India during the MSME Sammelan held in May, 2017 at Panchkula. Out of these 35 Awards, 18 State Export Awards of ₹ 3 lakh each and 17 Consolation prizes of ₹ 51,000 each were distributed.

**4.11** A provision has been made in the Enterprises Promotion Policy, 2015 to provide Market Development Assistance to Micro and Small Enterprises through 'Market Development Assistance Scheme'.

**4.12** In order to ensure 'Zero Defect' in the quality of products State Government has made provision for assistance under its 'Testing Equipment Assistance Scheme' for the Micro and Small Enterprises located any where in the State.

**4.13** The State government has come up with its own mini cluster development programme which is providing 90 percent grant-in-aid (upto ₹ 2 crore project) for setting up of Common Facility Centre which shall provide a positive flip to the MSME sector in the State. 25 Mini Cluster have been identified.

**4.14** To give boost to MSME Sector manufacturing & skill development, two projects of Tool Rooms/ Technology Centre's are being set-up at IMT Rohtak (19.8 acre) and at Industrial Growth Centre, Saha (10 acre) with investment of ₹ 150 crore.

**4.15** Central Tool Room Ludhiana has started its Extension Centre in Government Heat Treatment Centre, Faridabad. National Small Industries Corporation (NSIC), New Delhi had set up a Technology-cum-Incubation Centre in Government Polytechnic Neemka (Faridabad) and started training in the field of electrical, computers and fashion technology.

**4.16** The District Industries Centres (DICs) would be strengthened and repositioned as Enterprise Assistance Groups to provide all necessary support to the industry, by positioning/appointing young professionals/ consultants. At present, 10 support Consultants have been deputed across various DICs in the state. This will be extended to all the DICs.

---

## **HARYANA KHADI & VILLAGE INDUSTRIES BOARD**

**4.17** The Haryana Government established the Haryana Khadi & Village Industries Board by issuing a Notification dated 1.2.1969 under Section 3(1) of the Punjab Khadi and Village Industries Board Act, 1955. The Board play a vital role to carry the KVICs programme and in promoting and developing Khadi and Village Industries in rural area. The objectives of the Board include skill improvement, employment generation in rural area, transfer of

technology, rural industrialization, promoting self-reliance among the people and to build up a strong rural community base. Redundant these:-

1. To provide financing of eligible borrowers through different Banks.
2. To provide the training of persons employed or desirous if seeking employment in KVI Sector.
3. Development in Khadi and Village Industries Sector.
4. Promotion of sale and marketing of Khadi and Village Industries products.

## **Prime Minister's Employment Generation Programme**

**4.18** The Government of India is implementing a credit linked subsidy programme called Prime Minister's Employment Generation Programme (PMEGP) for generation of employment opportunities through establishment of micro enterprises in rural as well as urban areas. Board carrying the KVICs Prime Minister's Employment Generation Programme through Banks with one time Margin Money Assistance (Subsidy) programme but a compendium of different schemes under KVI Sector. The rate of Margin Money (Subsidy) for projects of maximum cost of ₹ 25 lakh is 25 percent for General Category and as far as weaker section beneficiaries like SC/ ST/ OBC/ Women/ Physically Handicapped/ Ex. Servicemen and Minority Community etc. are concerned, 35 percent Margin Money (Subsidy) is being provided on maximum project cost upto ₹ 25 lakh.

**4.19** During the year 2016-17, targets has been fixed of 506 projects involving margin money of ₹ 1,011.39 lakh. Out of this, 449 projects involving Margin Money of ₹ 1,154.34 lakh have been achieved. During the year 2017-18, target has been fixed of 1,237 projects involving Margin Money of ₹ 2,454.63 lakh. Out of this, 297 project involving Margin Money of ₹ 816.41 lakh have been achieved upto 31.12.2017.

**4.20** Khadi Rebate: A Khadi Rebate Scheme of 10 percent on the sale of Khadi product like Silk, Cotton, Woollen and Poly Clothes starting from 2<sup>nd</sup> October, Gandhi Jayanti was continued upto the year 2013-14. During the year 2013-14, Board has disbursed Khadi Rebate ₹ 317.53 lakh pertaining to the pending claim of period 2011-12. During the year 2014-15 and 2015-16 (upto 30.06.2017), Board has disbursed Khadi Rebate ₹ 922.74 lakh pertaining to the pending claim of period 2012-13 and 2013-14.

---

## **MINES AND GEOLOGY**

**4.21** Mines and Geology Department is responsible for systematic exploration and production of the mineral resources available in the State following the principles of sustainable development. Haryana State is not known to have significant deposits of any major minerals and its mining operations are largely confined to the mining of minor minerals such as Stone, Boulder, Gravel, Sand etc. which are largely used for the construction industry.

**4.22** The Mines & Geology Department is responsible for the administration of following statutes:

a) The Mines and Mineral (Development & Regulation) Act, 1957: It is a Central

Act and provides for provision of systematic development of mining in the country in relation to grant of mineral concessions.

- b) The Mineral Concession Rules, 1960: The Rules framed by the Central Government for grant of mineral concessions of major minerals.
- c) The 'Haryana Minor Mineral Concession, Stocking, Transportation of Minerals and Prevention of Illegal Mining Rules, 2012 framed in exercise of powers under Section 15 and 23-C of the MMDR Act, 1957 and recently notified on 20.6.2012. The erstwhile rules, namely, the Punjab Minor Mineral Concession Rules, 1964, were repealed with the notification of revised rules.

- d) The Haryana Minerals (Vesting of Rights) Act, 1973; and the rules framed there under, 1979 – The Haryana Government where find necessary to obtain the mineral rights, then as per the provisions under this Act and its regulations, the mineral rights are being obtained.
- e) The Haryana Regulation and Control of Crusher Act, 1991 (commonly referred to as the Stone Crushers Act, 1991) and Rules, 1992 framed there under to regulate the operations of stone crusher in the State.

**4.23 Mineral Exploration:** The exercise for exploration of the minerals is carried out through three different agencies i.e. the department itself, by the Geological Survey of India in the identified sites in accordance with the State & Central Geological Plan, and/or by way of grant of Mining Lease-cum-Prospecting Licenses (PLs) to private agencies under the provisions of 1957 Central Act. During the exploration work undertaken by departmental Geological branch in the era of 1980, no mineral of strategic importance was encountered, therefore, due to which exploration work were not being held extensively. As result of which, the department, after year 2003, abolished many posts meant for Drilling Section, Chemical Laboratory in its Geological branch. Now, the department having limited Geologists within the limited resources, mainly in collaboration with Geological Survey of India is following the mineral exploration works in the State. Presently, the Geological Survey of India have undertaken the exploration work of minerals like copper and associated metal minerals in the district of Mahendergarh.

**4.24 Mining operations in the State**

are largely confined to the mining of minor minerals such as Stone, Boulder, Gravel, Sand, Slate Stone etc., which are used for the construction industry. Some other mines of minerals like Quartz, Feldspar etc are also there but are not operational.

**4.25** The department has explored the presence of Gypsum, a major mineral (now notified as minor mineral in February, 2015 by the Government of India) in the villages situated on the borders of the districts of Bhiwani and Hisar during the financial year 2010-11 and the same is now being mined by the lease holder to whom lease has been granted through open auction. Though the abundance of this mineral is not enormous but considering the possibilities for exploring more deposits of Gypsum, minerals in other parts of State, Geological Survey of India was requested to undertake detailed exploration but the GSI has not found any occurrence of Gypsum/ other Minerals in other parts of the State.

**4.26 Mineral Administration:** Mining operations in the state are largely confined to the mining of minor minerals such as Stone, Boulder, Gravel, Sand and Slate Stone etc which are being governed as per the provisions of the 'Haryana Minor Mineral Concession, Stocking, Transportation of Minerals and Prevention of Illegal Mining Rules, 2012'. The mineral concessions (leases and contracts) are being granted by way of a transparent system of open auctions.

**4.27** After protracted litigation with regard to obtaining of Environmental Clearance, the State could got these matters settled in October, 2013 and has successfully auctioned its minor mineral mines during the month of December, 2013. Mining operations in the State resumed from May, 2015. As per policy of

present State Government small size mining units/blocks were carved out from the areas of terminated/cancelled big size mining units and time to time auctions of

small size mining units/blocks for mining of construction material have been conducted. The details of the same as on 27.2.2018 are given in **Table 4.1**.

**Table 4.1- Detail of Mines in Haryana.**

Sr.No	District	Total number of mines	Total number of mines allocated	Number of mines presently lying vacant/to be allocated	No. of operational mines
1	Panchkula	18	13	05	04
2	Ambala	10	03	07	01
3	Yamuna Nagar	33	32	01	18
4	Kurukshetra	01	00	01	00
5	Karnal	04	02	02	01
6	Panipat	03	03	00	01
7	Sonipat	15	10	05	10
8	Faridabad	02	01	01	00
9	Palwal	02	00	02	00
10	Bhiwani	02	01	01	01
11	Charkhi Dadri	14	13	01	12
12	Hisar	01	01	00	01
13	Rewari	01	00	01	00
14	Mahendergarh	13	09	04	08
	<b>Total</b>	<b>119</b>	<b>88</b>	<b>31</b>	<b>57</b>

Source: Mines & Geology Department, Haryana.

**4.28** The details of these mines under the categories of Sand Contracts & Stone Mining Lease- wise is as under:

(i) Boulder, Gravel and Sand/Only Sand Mining Contracts:- As on date 65 number of Boulder, Gravel and Sand/Only Sand Mining Contracts have been granted in the State (13 of Panchkula, 03 of Ambala, 32 of Yamunanagar, 02 of Karnal, 03 of Panipat, 10 of Sonipat, 01 of Faridabad and 01 of Mahendergarh), out of which 35 number of mines (04 of Panchkula, 01 of Ambala, 18 of Yamunanagar, 01 of Karnal, 10 of Sonipat and 01 of Mahendergarh) are under active operations after obtaining environmental clearance and other requisite approvals for competent authority. Further, 26 mines (09 of Panchkula, 02 of Ambala, 14 of Yamunanagar, 01 of Karnal) are in process

of obtaining environment clearance, whereas 26 number of mines (05 of Panchkula, 07 of Ambala, 01 of Yamunanagar, 01 of Kurukshetra, 02 of Karnal, 05 of Sonipat, 01 of Faridabad, 02 of Palwal and 02 of Mahendergarh) are yet to attract bidders. Few are under litigation.

(ii) Stone Mining Leases: As on date, 26 numbers of stone mining lease are in existence (15 of district Charkhi Dadri, 01 of district Bhiwani and 10 number of district Mahendergarh), out of which 20 number of mining leases (12 of district Charkhi Dadri, 01 of district Bhiwani and 07 number of district Mahendergarh) are undertaking active mining operations after obtaining the environment clearance and other requisite approvals of the competent authority. Out of remaining 06, 03 (01 of district Charkhi Dadri, 02 of district

Mahendergarh) are in process of obtaining environmental clearance, whereas 03 stone mines (01 of district Charkhi Dadri, 01 of district Bhiwani and 01 number of district Mahendergarh) are yet to attract bidders. Needless to mention here that the grant of mineral concessions is a continuous process, meaning thereby, that the numbers of mineral concessions tend to increase or decrease. For example if a mineral concession has been granted, the total number gets increased, however, in case after some time/year, if any mineral concession holder does not fulfil the requirement of grant, the mineral concessions is required to be cancelled/forfeited. In that case, the total number of mineral concessions gets decreased. Further, the cancelled mining area is again put to auction and after attracting competitive bid, it again effects the total number of grant in the State.

**4.29** Mining in Aravalli hills of districts Faridabad, Gurugram and Nuh: Mining related issues pertaining to the district Faridabad, Gurugram and Nuh are pending since long before the Forest Bench of the Hon'ble Supreme Court of India. State is making all out efforts to get the

case listed before the Hon'ble Supreme Court and for allowing the State to grant mineral concession of area which are not part of the litigation, as well as restricted area or any Forest area.

**4.30** Incidence of Illegal Mining:

(i) There is no incidence of any organised illegal mining of any mineral including that of sand, in any part of the State of Haryana in the areas where mining is otherwise lying closed. However, sporadic/stray incidents of theft of minerals do come to notice in different parts of the State which are being dealt as per law.

(ii) During this financial year, the State initiated a special drive to curb the transportation of illegally mined mineral coming into the state from the adjoining State i.e. Rajasthan, Uttar Pradesh, Himachal Pradesh and Punjab. Several Inter States Nakas were formed to strictly check every vehicle. The overloading of vehicles laden with mineral was also effectively curbed by the concerned districts administration after taking requisite steps.

(iii) District Level Task Forces are in place and constant vigil is being maintained on any such incidence throughout the State.

**Table 4.2- Cases of Illegal Mining Came to Notice & Action Taken.**

Year	No. of cases of illegal mining including transportation of mineral without valid documents	Penalty realized in lakh	No. of FIRs lodged
2011-12	1588	263.33	117
2012-13	2564	163.31	122
2013-14	4518	991.59	148
2014-15	5333	1451.71	245
2015-16	3912	838.55	78
2016-17	1963	435.34	121
2017-18 (up to Sept., 2017)	892	160.78	116
<b>Total</b>	<b>20770</b>	<b>4304.61</b>	<b>947</b>

Source: Mines & Geology Department, Haryana.



**4.31** Revenues from Mining: The State in the history has earned the highest ever revenue of ₹ 510.63 crore from the mining contracts/ leases during the year 2017-18 (upto December, 2017). However, the revenue collections have been slightly

decreased, due to the cancellation/ revocation of mineral concession(s) because of non fulfilling the requirement of the condition of grant of mineral concession.

**Table 4.3- The Revenue Collections from Mining since 2005-06.**

Sr. No	Years	Income (₹ in crore)
1	2005-06	153.34
2	2006-07	136.26
3	2007-08	215.71
4	2008-09	195.42
5	2009-10	248.66
6	2010-11	78.38
7	2011-12	87.39
8	2012-13	70.83
9	2013-14	81.52
10	2014-15	43.89
11	2015-16	265.42
12	2016-17	494.16
13	2017-18( upto December, 2017)	510.63
	<b>Total</b>	<b>2581.61</b>

Source: Mines & Geology Department, Haryana.

## POWER

**4.32** Energy is a critical factor in infrastructure for sustained economic growth. In addition to its widely recognized role in development of different sectors of the economy, it makes a direct and significant contribution to economy in term of revenue generation, increasing employment opportunity and enhancing the quality of life. Hence, affordably priced reliable supply of electricity is necessary for effective development of the State. Haryana State has limited availability of natural sources of energy. There is very less Hydro Generation potential in the State. Even the coal mines are far away located from the State. There is very limited forest area. Wind velocity prevailing in the State is also not sufficient to exploit the power generation. Although, the solar intensity is relatively higher but the land area limitation

does not encourage big scale harnessing of this resource as well. Therefore, the State has been depending on the limited thermal generation capacity installed within the State and hydropower from the jointly owned projects.

**4.33** The total installed capacity available to the State at present is 11262.30 MW. It include 2,792.4 MW from State's own stations, 828.97 MW from jointly owned projects (BBMB) and the balance as share in central projects and Independent Private Power Projects. The power availability from these sources during the year 2016-17 was 4,54,659 lakh KWH. The power sold during the year 2016-17 was 3,39,931.52 lakh KWH. The year-wise detail of installed generation capacity, power availability and power sold are given in **Table 4.4.**

**Table 4.4- Installed Generation Capacity, Power Availability and Power Sold in State.**

Year	Installed generation capacity* (MW)	Total installed capacity (MW)	Power available (lakh KWH)	Power sold (lakh KWH)
1967-68	29	343	6010	5010
1970-71	29	486	12460	9030
1980-81	1074	1174	41480	33910
1990-91	1757	2229.5	90250	66410
2000-01	1780	3124.5	166017	154231
2010-11	4106	5997.83	296623	240125
2011-12	4106	6740.93	326473	266129.66
2012-13	4106	9839.43	343177	262576.03
2013-14	4060	9839.43	402779	288608.72
2014-15	4060	11102.32	438956	319972
2015-16	3611.37	11053.30	445111	322370.61
2016-17	3621	11065	454659	339931.52

Source: HVPN Ltd.

\*This indicates the State's own projects & share in jointly owned projects but excludes from Central Sector Projects i.e. NHPC, NTPC, MARUTI, MAGNUM, NAPP, RAPP & IPPs (IGSTPS, Jhajjar, MGSTPS, Jhajjar and small Hydro & Solar Projects etc.) etc.

**4.34** The total number of electricity consumers in the State has been increased from 35,44,380 in 2001-02 to 59,40,158 in 2016-17. The category-wise number of electricity consumers in **Table 4.5**.

**Table 4.5- Number of Electricity Consumers in State.**

Year	Domestic	Non-Domestic	Industrial	Tubewells	Others	Total
2001-02	2759547	347437	66247	361932	9217	3544380
2005-06	3119788	387520	70181	411769	11402	4000660
2010-11	3684410	462520	85705	520391	34896	4787922
2011-12	3849779	479366	88821	540406	38593	4996665
2012-13	4020928	502912	91087	561381	41919	5218227
2013-14	4136499	522110	93839	582605	46076	5281129
2014-15	4266675	547395	96887	603797	47265	5562919
2015-16	4419364	573848	99195	613973	45790	5752170
2016-17	4569311	597063	101388	621571	50825	5940158

Source: HVPN Ltd.

**4.35** The per capita consumption of electricity increased from 57 units in 1967-68 to 1628 units in 2015-16. The consumption of electricity in the State during 2016-17 was 33,519.73 Million Units (MUs). The consumption of electricity by the Industrial Sector was maximum i.e. 9,735.27 MUs followed by Agriculture Sector i.e. 9,595.07 MUs. For Agriculture Sector, subsidy amounting to

₹ 6,608.86 crore was given by State Government in 2016-17. The sector-wise electricity consumed is given in **Table 4.6**.

**4.36** Electricity bills pending in the State have been increased from ₹ 6,984.05 crore as on March, 2016 to ₹ 7,695.30 crore as on 30<sup>th</sup> September, 2017. The pending electricity bills of Domestic Sector were maximum i.e. ₹ 5,394.62 crore. The sector-wise pending electricity bills are given in **Table 4.7**.

**Table 4.6–Sector-wise Electricity Consumed in State.**

MUs	
Sector	2016-17
Industrial	9735.27
Domestic	7763.74
Agriculture	9595.07
Commercial	3845.16
Public Services (Public Lighting & Public Water Works)	933.04
Railways	353.62
Miscellaneous	1293.83
<b>Total</b>	<b>33519.73</b>

Source: HVPN Ltd.

### Future Power Projects

**4.37** Considering the need for maximizing power availability in the State, various short term and long term measures such as addition in capacity generation, improvement in operational efficiency, rehabilitation and extension of distribution network etc. have been taken up.

**4.38** Ujwal Discom Assurance Yojna (UDAY): This scheme was conceptualized by the Centre to ensure a sustainable solution to the debt ridden power utilities to achieve financial stability and to improve their operational efficiency for sustained growth. The State Govt. has adopted this scheme. It is expected to boost the operational and financial capacity of the State Power Corporations. Under the

**Table 4.7 – Sector-wise Pending Electricity Bills in State.**

( ₹ Lakh)		
Sector	2016-17 (As on March)	2017-18 (As on Sept. 2017)
Industrial	44679.99	50165.38
Domestic	496628.20	539461.93
Agriculture	16795.66	17319.50
Commercial	50365.80	55516.12
Govt. Departments & Services	89934.89	107066.75
<b>Total</b>	<b>698404.54</b>	<b>769529.68</b>

Source: HVPN Ltd.

schemes, the Govt. of Haryana has already issued the UDAY bonds of ₹ 17,300 crore during the FY 2015-16 and ₹ 8,650 crore during the FY 2016-17. The Haryana Discom has liquidated their high cost debt from the proceeds of UDAY bonds. Balance debt remains in the books of Haryana Discom are mainly Cash Credit Limits and Capex Loans. For meeting the target of 15 percent AT&C losses by 2018-19, a detailed Loss Reduction Plan (LRP) has been prepared and is being implemented. Concerted efforts have been reduced AT&C losses by Discom. During FY 2016-17, Haryana Discom have reduced AT&C losses by 4.40 percent (UH-3.12 percent, DH-5.75 percent) as compared to previous year.

## NEW AND RENEWABLE ENERGY

**4.39** During 2017-18, grid connected roof top solar power projects of 20 MW capacity will be installed with estimated financial assistance of ₹ 40 crore in private sector. In addition to this, projects of 2.5 MW capacity shall also be installed in Govt. buildings at a cost of about ₹ 15 crore. So far, solar roof top projects of 70MW capacity have been installed in the State, out of which projects of 17 MW

capacity have been installed with 30 percent subsidy from State/Central Govt. All these power plants will be having net metering facilities in which the excess power generated from Solar Power Plants can be exported to the Grid which can be used by the user within a year. Further, for creating a conducive environment for investment in solar energy sector in the State, the earlier solar policy has been re-defined by providing several

investors friendly provisions including single window service.

**4.40** To meet irrigation needs of farmers, the State Govt. is providing 2HP and 5HP solar water pumping systems with 90 percent financial assistance. This scheme shall help in reducing the input cost of farming and making it viable for small land holdings. It shall also reduce the burden on the State grid. Under this programme, total 3,050 solar pumps will be installed out of which 750 pumps have been installed in 2016-17 and the remaining pumps will be installed in 2018-19.

**4.41** During 2017-18, one 25 MW bagasse/biomass cogeneration project has been commissioned in Ambala district. In addition to this, 5 biomass/cogeneration power projects of 27.95 MW capacity are in pipeline with an approximate cost of ₹ 168 crore.

**4.42** The Government is taking steps to combat the issue of stubble burning in fields. The State Govt. has decided to promote paddy straw based power projects. In the first phase, projects of about 50 MW

capacities shall be set up in six districts of the State namely Karnal, Kurukshetra, Fatehabad, Jind, Kaithal and Ambala for which the allotment of projects is in final stages for the districts of Kurukshetra, Jind, Fatehabad and Kaithal.

**4.43** The Government has also launched yet another scheme named as “Manohar Jyoti” to provide 1,00,000 nos. of solar based home system at a total cost of ₹ 230 crore to energize 3 LED lighting systems, 1 ceiling DC operated fan and 1 mobile charging port per system to meet the domestic basic energy needs of public in a phased manner. In the 1<sup>st</sup> phase, 50,000 “Manohar Jyoti System” are proposed to be provided in 2018-19.

**4.44** To develop skilled manpower for installation, commissioning and after sales service (O&M) in the field of Renewable Energy with special focus on solar, the Government has started “SURYAMITRA” training programme. During 2017-18, three training programmes of batches of 30 nos. participants each have been started in Sirsa, Sonipat and Gurugram.

---

## **ARCHITECTURE**

**4.45** The Department of Architecture is the nodal agency of the Haryana Government to plan and design Government buildings in the most economical & aesthetically appealing manner. This department plays a key role in the development of infrastructure in the State being a service department. This department renders Architectural Services to all Government department and also the Boards, Corporations and Universities of the State in efficient manner. The

Department is involved in planning and designing of a wide spectrum of building types, ranging from a small house to multi-storied Administrative & Judicial Complex. From now onward, all buildings are being planned as per Haryana Building Code- 2017. The department is planning various project of Health Department, Education Department, Transport Department, Technical Education Department, Revenue building, Judiciary Buildings, Rest House and other miscellaneous projects.

## ROADS

**4.46** Roads are the basic means of communication for the development of any economy. In order to further strengthen the road network and making it more efficient as per traffic requirements, the main emphasis has been laid on the

improvement/up-gradation of existing road network, construction of bye passes, bridges/ROBs and completion of road construction works. The PWD (B&R) road network in the State is given in **Table 4.8**.

**Table 4.8- Roads Network in the State Under PWD (B&R).**

Sr. No.	Type of Road	Length in Kms. (Upto 31.3.2017)	Length in Kms. (Upto 31.12.2017)
1.	National Highways	State PWD - 1198 NHAI - 1307	State PWD - 70 NHAI - 2435
2.	State Highways	1801	1801
3.	Major District Roads	1395	1395
4.	Other District Roads	20373	20430
<b>Total</b>		<b>26074</b>	<b>26131</b>

Source: PWD (B&R), Haryana.

**4.47** During 2017-18, a programme for improvement of roads by way of widening, strengthening, re-construction, raising, cement concrete pavements/blocks premix carpet construction of side drains and

culverts/ retaining walls etc. was taken in hand. The financial and physical progress achieved upto November, 2017 is given in **Table 4.9**.

**Table 4.9- Progress Under Roads Improvement Programmes.**

### (A) Financial Progress

(₹ Crore)

Sr. No.	Head of Account	Budget Allotment 2017-18	Expenditure (Upto Nov., 2017)
1.	Plan-5054 (Roads & Bridge) including NABARD Loan & PMGSY)	2003.75	876.16
2.	Non Plan-3054	600.00	366.98
3.	Central Road Fund	200.00	41.45
4.	NH (Plan)	100.00	74.47
5.	NH (Non- Plan)	46.30	35.13
6.	Deposit works (Roads & Bridges) including work of HSRDC	185.00	19.04
<b>Total</b>		<b>3135.05</b>	<b>1413.23</b>

### (B) Physical Progress

Sr. No.	Item	Length in Kms. (Upto Nov., 2017)
1.	New Construction	184
2.	Premix carpet (State Roads)	1711
3.	Widening & strengthening (State Roads)	1170
4.	Cement concrete blocks/pavement	305
5.	Side drain / Retaining Wall	225
6.	Reconstruction & Raising	144
7.	(a) Widening (b) Strengthening	40.92
} National Highways		

Source: PWD (B&R), Haryana.

**Table 4.10- Road/Bridge Works Sanctioned during 2017-18.**

(₹ Crore)			
Sr. No.	Head of Account	No. of works	Amount ( Upto Dec., 2017)
1	Plan -5054	417	758.92
2.	Non Plan-3054	175	220.47
3	NABARD - Roads - Bridges	28 8	123.12 44.03
4	Central Road Fund	4	348
5.	PMGSY/Bharat Nirman -Roads -Bridges	- -	- -
6.	NH	-	-
7	ROBs/RUBs (Plan 5054)	18	295.65
8	Bridges – Plan 5054 Non Plan 3054	14 5	67.42 3.37
	<b>Total</b>	<b>669</b>	<b>1860.98</b>

Source: PWD (B&amp;R), Haryana.

**Table 4.11 – Allocation for Repair and Maintenance and Original Works of Buildings.**

(₹ Crore)			
Sr. No.	Head of Account	Budget Allotment 2017-18	Expenditure (Upto Nov., 2017)
1	Revenue Buildings	135.85	116.81
2	Capital Buildings	1364.30	711.76
3	Deposit Buildings	150.00	113.91
	<b>Total</b>	<b>1650.15</b>	<b>942.48</b>

Source: PWD (B&amp;R), Haryana.

**Major Incentives**

**4.48** The Department has taking steps for construction of ROBs/RUBs and Bridges to curtail delay and to increase the safety to passengers. 25 ROBs/RUBs are

under construction. The detail of ROBs/RUBs & Bridges completed and in progress is given in **Table 4.12.**

**Table: 4.12- ROBs/RUBs & Bridges Completed and in Progress.**

Sr. No.	Description	2017-18 (Upto Dec., 2017)
1	ROBs/ RUBs	
	(i) completed and opened to traffic	5
	(ii) under construction	25
2	Bridges:-	
	(i) completed and opened to traffic	2
	(ii) under construction	3

Source: PWD (B&amp;R), Haryana.

## **Railway Lines**

**4.49** The details of railway lines is as under:-

i) Rohtak-Meham-Hansi Railway line- Railways has intimated the revised estimate amounting to ₹ 679.85 crore. 50 percent construction cost to be shared by Haryana Govt. i.e. ₹ 339.93 crore. Haryana Govt. has already deposited ₹ 14.80 crore with railways. ₹ 366.54 crore have been released for LA for payment to land owners.

ii) Existing Rohtak-Panipat: Railway line in Rohtak city is to be elevated to decongest Rohtak city. Total project cost will be ₹ 315 crore and Railway has agreed to share ₹ 90 crore and balance cost of ₹ 225 crore has to be borne by State Govt. Foundation stone was laid by Hon'ble Railway Minister on 01.11.2016. Haryana Govt. has already deposited ₹ 23 crore with Railways. Recently, Govt. has issued funds of ₹ 101.36 crore for this Railway line.

## **NCR Works**

**4.50** Haryana State Roads & Bridges Development Corporation (HSRDC) in the year 2017-18 has already spent an amount of ₹ 10 crore for Road & Bridge works under NCRPB assisted schemes in NCR area of the State till December, 2017. In 2017-18, one road project was completed at a cost of ₹ 91 crore. A project of construction of link road Rewari-Narnaul to Rewari-Jhajjar via Rewari-Dadri including 3 ROBs (bye pass Rewari) under NCRPB loan scheme with an estimated cost of ₹ 157 crore has been recently allotted.

## **NABARD Schemes**

**4.51** 28 no. road having length of 235.17 kms. and 8 no. Bridges amounting to ₹ 167.15 crore has been approved from NABARD under RIDF-XXIII (roads). Out of 36 no. works, 14 no. works has been allotted. The total expenditure to the tune of ₹ 130.07 crore has been incurred under NABARD schemes and 172 kms. length has been improved during the year 2017-18.

---

## **TRANSPORT**

**4.52** The Transport Department, Haryana has two wings i.e. the Commercial Wing (Haryana Roadways) and Regulatory Wing.

### **Commercial Wing**

**4.53** A well-planned and efficient network of transport is an essential component for a developing economy. The Transport Department, Haryana is committed to provide adequate, well-coordinated, economical, safe, comfortable and efficient transport services to the people of the state. Transport Department continued to stride forward over the years.

**4.54** Haryana Roadways is amongst the best run State Road Transport Undertakings of the country. At present, it has a fleet of 4,100 buses (31.12.2017) which is being operated from 23 Depots and 13 Sub Depots. Haryana Roadways buses operate an average of 11.74 lakh kms. daily and carry an average of 10.87 lakh passengers every day. The performance of Haryana Roadways has been noteworthy on parameters like average age of fleet is quite low, vehicle productivity, staff productivity and fuel efficiency are amongst the best

operational cost per km. (without taxes) and accident rate are amongst the lowest.

**4.55** Haryana Roadways has won the Union Transport Minister's Trophy and cash award of ₹ 1.50 lakh each year for lowest accident rate among all the State Road Transport Undertakings in the country during the years 2005-06, 2006-07, 2007-08, 2009-10, 2012-13 & 2013-14. Haryana Roadways has been adjudged as the winner of ASRTU Trophy for the "maximum improvement in vehicle productivity during the year 2008-09 in respect of Moffusil area".

**4.56** The Haryana Roadways is keen to further improve the public transport in the State and has taken many initiatives to improve the bus services and upgrading the public amenities at the bus stands. The Govt. has increased the plan outlay of the department from ₹ 213.45 crore during the Annual Plan 2016-17 to ₹ 253.55 crore during the Annual Plan 2017-18 out of which ₹ 120.36 crore has already been spent upto 31.12.2017.

#### **Modernization of Bus Services**

**4.57** To provide comfortable passenger transport services, the department is operating 39 Volvo/Mercedes Super Luxury A.C. buses. This service has been highly appreciated by the public travelling on Chandigarh-Gurugram and Delhi-Chandigarh routes. Haryana Roadways has introduced Intra City Bus Service in Faridabad, Gurugram and Panchkula cities for providing safe and adequate passenger services to the people in urban areas.

**4.58** During the year 2016-17, 195 buses were replaced with the newly designed buses. During 2017-18, it is proposed to replace 289 old buses with new buses and add 300 new buses to the

fleet. 112 Buses have already been introduced upto 31.12.2017 and order has been placed for purchasing of additional 150 new buses during the current year (2017-18) against replacement and addition. The department has planned to increase its bus fleet to 5,000 buses during the financial year 2017-18 for which more than 550 additional bus chassis will be purchased in last quarter of 2017-18. With the increase in bus fleet, the connectivity to the rural/urban areas will be further improved. The department intends to hire private buses on per km. basis to augment safe and well co-ordinated transport services to all the segments of the public for which approval of the Govt. is being sought after carrying out certain modifications in earlier approved scheme. A sum of ₹ 13.59 crore has been spent during 2016-17. ₹ 150 crore has been earmarked for the Annual Plan 2017-18, out of which ₹ 5,064.56 lakh have already been spent upto 31.12.2017.

**4.59** Department has also initiated the process of recruitment to fill up the vacant posts of 2,038 Drivers, 905 Conductors, 869 Helpers & Storemen on regular basis. The process is likely to be completed during 2017-18.

#### **Construction/Renovation of Bus Stands/ Workshops**

**4.60** The Department has set up 105 Bus Stands at important places from traffic point of view where amenities for the traveling public are being provided. The detail of ongoing projects is as under:-

The department has taken up development of NIT Faridabad bus terminal on PPP mode for which the selected consultant had submitted the detailed RFQ-cum-RFP document for which fresh tenders have been invited after



getting the approval from Cabinet Committee on Infrastructure (CCI). One bidder has participated in this bidding process. Similarly, the Cabinet Committee on Infrastructure (CCI) has approved RFQ-cum-RFP documents for development of modern Bus Terminals- cum- Commercial Complex at Karnal also. The RFP of Karnal to be issued for inviting bids having closing date of 24.1.2018. New bus terminals at Gurugram and Faridabad are also approved to be developed on PPP mode for having the most modern facilities. Moreover, New Bus Stands at Tosham (Bhiwani), Barwala (Panchkula), Punhana, Firozpur Zhirka, Tauru and Nuh, Jhajjar, Sampla, Nathusari Chopta in Sirsa District have been made operational and bus stands at Bilaspur & Radaur (Y.Nagar), Kunjpura (Karnal), Fatehabad, Kalanwali (Sirsa), Bahadurgarh (Jhajjar) and Nangal Chaudhary (Narnaul) Jhakkhal (Fatehabad) are under construction.

**Bus Stands for which Land Acquisition is completed:-**

1. New bus stand at Rajiv chowk, Gurugram.
2. New bus stand at Sector-29, Gurugram.
3. New bus stand at Sector-12, Faridabad.
4. New Bus Stand at Badli, Jhajjar.
5. New bus stand at Badhsa, (Jhajjar)
6. New bus stand at Taraori in Karnal District.
7. New bus stand at Bawal (Rewari) land from HSIIDC.
8. New bus stand at Jind.
9. New bus stand at Farukh Nagar (Gurugram).
10. New bus stand at Sector-12, Rewari
11. New bus stand at Mustafabad & Khizrabad in Yamuna Nagar distt.
12. Approach roads for bus stand, Pipli.

**Bus Stands for which Land Acquisition is under process:-**

**4.61** The land acquisition/transfer is under process for construction of new bus stands at Tohana, Jhojju Kalan (Bhiwani), Kadma, Nilokheri and Nigdhu (Karnal). ₹ 92.59 crore were spent for the construction of new bus stands/ workshops under the Land & Building Programme during 2016-17. ₹ 100 crore have been earmarked for the Annual Plan 2017-18, out of which ₹ 6844.19 lakh have been spent upto 31.12.2017.

**Modernization of Workshops**

**4.62** The workshops are being modernized by providing latest machinery, tools & infrastructure etc. for better up-keep of the buses. An amount of ₹ 81.02 lakh has been spent during 2016-17. An amount of ₹ 1 crore has been approved for the Annual Plan 2017-18, out of which ₹ 3.83 lakh has been spent upto 31.12.2017.

**Road Safety**

**4.63** Haryana Roadways has been taking steps to minimize the accidents/break downs by taking all possible administrative as well as technical measures. Haryana Roadways is running 22 departmental Drivers Training Schools for imparting training and certifying new heavy vehicle drivers. Training for light vehicle drivers is also being imparted in Driver Training Institute Murthal, Hisar, Gurugram, Mohindergarh, Jhajjar & Bhiwani and it is proposed to replicate it in all the other departmental D.T.Is. During the year 2017-18 (upto 31.12.2017), Heavy Driving Training has been imparted to the 32,385 candidates to improve their skills and to obtain the required driving license. An amount of ₹ 50.00 lakh have been

approved for the Annual Plan 2017-18, out of which ₹ 5.30 lakh has been spent upto 31.12.2017. To check over speeding, the speed governors have been installed in all buses.

### **Revamping of Haryana Roadways Engineering Corporation**

**4.64** The workshop of Haryana Roadways Engineering Corporation at Gurugram which fabricate bus bodies for Haryana Roadways is being modernized. The share capital of HREC has been increased from ₹ 2 crore to ₹ 4 crore during 2005-06, to ₹ 5 crore during 2006-07, to ₹ 6 crore during 2007-08, to ₹ 6.20 crore during 2008-09, to ₹ 6.40 crore during 2009-10, to ₹ 6.60 crore during 2010-11 and to ₹ 6.75 crore during 2016-17. An amount of ₹ 5 lakh have been approved for the Annual Plan 2017-18 which have been spent.

### **Computerization**

**4.65** Various activities of the department are being computerized in a phased manner. Apart from the Depot Management System, On-line Advance Reservation and Ticketing System have been introduced. ₹194.85 lakh has been spent during 2016-17 on computerization. An amount of ₹ 2 crore has been approved for the Annual Plan 2017-18, out of which ₹ 112.71 lakh has been spent upto 31.12.2017.

### **Use of Technology**

- i) GPS based Vehicle Tracking System has been introduced in 400 buses as a pilot project. This is proposed to be introduced in all the buses of Haryana Roadways during the financial year 2017-18.
- ii) Department intends to introduce hand held Electronic Ticket Issuing Machine in all the buses of Haryana Roadways including for advance booking and for issuing passes. This is proposed to be

introduced in all the buses of Haryana Roadways by October, 2018.

- iii) Department has started the process for installation of CCTV cameras at the major bus stands of Haryana Roadways.
- iv) Audio/video computerized Passenger Information System is being introduced on 41 bus stations of Haryana Roadways from September, 2017.

### **4.66 Free/Concessional Travel Facilities**

Haryana Roadways is providing free/concessional travel facilities as a social obligation to deserving sections of the society like students, unemployed youth attending the interviews, 100 percent handicapped people with one attendant, freedom fighters, Ex and present MLAs/MPs, press correspondents, Police/Jail staff etc. Other measures include:-

- i) Free travel facility to the 100 percent deaf and dumb with one attendant.
- ii) Free travel facility to National youth awardees.
- iii) 100 percent mentally retarded persons with one attendant in Haryana Roadways ordinary buses within Haryana.
- iv) Free travel facility to women and children on Rakhi Day.
- v) Free travel facility to the Widow of deceased employee of Haryana Roadways till the date of retirement of deceased employee.
- vi) Only 10 single fares are being charged from the male students for monthly passes and girl students are allowed to travel free w.e.f. 01.01.2014.
- vii) 50 percent of the ordinary fare within Haryana for NCC cadets to participate in their training.

- viii) 50 percent concession in the bus fare of Haryana Roadways to Haryana Resident senior citizen women on attaining the age of 60 years and men on attaining the age of 65 years has been allowed even of State upto the destination of Haryana Roadways buses.
- ix) Free traveling facilities to the Numberdars 10 days in a month from their residence to Tehsil HQ & 2 days in a month to their District HQ.
- x) Free traveling passes to the Paralympics Sports Persons participating in the sports meets organized for the physically challenged persons.
- xi) Cancer patients are allowed to free travel in the buses of Haryana Roadways from their residence to Cancer Institute's.
- xii) The Girls students have been allowed free travelling from their residence to educational institute and travelling distance has been enhanced to 150 kms. from 60 kms. Special buses for girl students /women have also been started on 123 routes.
- xiii) Free transport facility has been allowed to the persons with their spouses who suffered during the emergency period in the standard buses of Haryana Roadways and 75 percent rebate is being given to such persons in AC Volvo buses in case of widow or widower.

### **Regulatory Wing**

**4.67** The Regulatory Wing of the Transport Department has been entrusted with the responsibility of the implementation of the provisions of Motor Vehicles Act, 1988, Central Motor Vehicles

Rules, 1989, Carriage by Road Act, 2007, Carriage by Road Rules, 2011, Haryana Motor Vehicles Rules, 1993, Haryana Motor Vehicles Taxation Act, 2013 and the Haryana Motor Vehicles Taxation Rules, 2014. During the year 2016-17, against a revenue target of ₹ 1,447.60 crore, a sum of ₹ 1,583.05 crore was collected. The Target of receipts during the current financial year 2017-18 was ₹ 2,400 crore against which ₹ 2,001 crore has been collected upto 31.12.2017. The target of receipts during the current year is likely to be achieved. The targets of receipts during the coming financial year i.e. 2018-19 has been fixed at ₹ 2,640 crore.

**The following achievements have been made during the year 2017-18:-**

### **New Stage Carriage Scheme**

**4.68** State Government in super-session of the stage carriage scheme of 1993 and 2013 has notified the Stage Carriage Scheme of 2016 notified on 17.2.2017. 902 permits have been granted to the private operators under the said scheme. The buses are being operated in the State under said permits. The Govt. having considered the matter at length notified the Draft Stage Carriage Scheme on 20.06.2017 in super-session of the Stage Carriage Scheme of 2016 for inviting suggestions/objections from the persons likely to be affected thereby. The suggestions/objections received in this regard have been heard by the Government. The Hon'ble Supreme Court of India vide its orders dated 13.10.2017 in SLP No. 22800 of 2017 has granted status quo regarding finalization of the new scheme.

### **Improving Driving Skills**

**4.69** With a view to increasing road safety and providing driving training, three Institutes of Driving Training and Research

(IDTRs) at Bahadurgarh, Rohtak in 2011 and in 2014 at Kaithal have been established in the State and 52,564 drivers have been imparted driving training in 2016-17 & 36,568 from 1.4.2017 to 31.12.2017. Fourth Institute of Driving Training and Research (IDTR) at Bhiwani is being set up in village Kaluwas. The construction work of the same will be started soon.

- One institute of Driver Training and Research are being setup at village Uchani, district Karnal in 9.25 acres. The MoU has been signed on 11.01.2018. OEM with M/s Honda Motorcycles and Scooter India Pvt. Ltd. The matter regarding constitution of Committee/Society is under process.

- Second Institute of Driver Training and Research are being set up at Jaisinghpur Khera, village Bawal, district Rewari in 15 acres. The project cost is ₹ 17 crore. The MoU has been signed in the month of 1.6.2017. OEM with M/s Mahindra and Mahindra Ltd. Truck and Bus Division. The society will be registered soon.

- Third Institute of Driver Training and Research are being set up at village Chhapeda (Nuh), district Mewat. This institute is set-up in 87 Kanal and costing of project is ₹ 14 crore. OEM partner with M/s TATA Motor Ltd. The signing of MoU with OEM is under process.

- Haryana Roadways is also running 22 driving training schools in the State. Besides this, 247 driving training schools are being run by private persons for LMV (Non-Transport).

### **Improving Road Worthiness of Motor Vehicles**

**4.70** An Inspection and Certification Centre for Motor Vehicle equipped with fully automated and computerized machines

has been set up at Rohtak with financial assistance of ₹ 14.40 crore by Govt. of India. The annual capacity for testing of vehicles in this centre is approximately ₹ 1.25-1.35 lakh. The centre has been inaugurated on 5.4.2017 by the Hon'ble Chief Minister of Haryana. The centre has issued fitness certificates to 7,425 no. of motor vehicles upto 31.12.2017. Besides this, more Inspection and Certification Centres will be setup in the state in future. Authorization has been granted to 868 Pollution Under Control (PUC) Centres in the State.

### **4.71 Delivery of Citizen Services**

- Online payment of Road Tax: The department has introduced an optional e-payment facility through SBI Internet Banking for payment of road tax for transport vehicles. All nationalized banks have also been approved for online payment of road tax.

- SMS Alert: Citizens are sent SMS intimating the amount of application, submission and tax/fee deposited for various services in the office of Registering & Licensing Authorities.

- Dealer Point Registration: Online Dealer Point Registration System for the registration of new non-transport vehicles has been started at all the locations in the State.

- Randomization of registration numbers: Allotment of registration number across the State by way of computerized randomization has been introduced in all the Registering Authorities to bring transparency.

- Computerization: Internet Connectivity in all Locations in the State. The National 'VAHAN' and 'SARATHI' programme has been implemented in the State. Computerized receipts are being

issued for tax/fee received in all the offices of RLAs.

➤ File Tracking System: File Tracking & Monitoring System will be implemented in the department from 28.2.2018.

➤ Implementation of Sarathi and Vahan web version 4: Department (Regulatory Wing) has shifted Vahan/Sarathi Version 1 to Vahan/Sarathi Web Version 4 and the same has been implemented in all 94 authorities in the State. On the implementation of the Vahan/Sarathi Web Version 4, various online related services of Driving License and Registration Certificate are being provided to general public. Besides this, online facility for the payment of the tax and fees for the Inter-State/Intra-State vehicle owners is being provided w.e.f. 1.4.2017. Transparency, accuracy, avoidation of redundant data and working of the department has been improved considerably.

➤ Aadhar Enabled Biometric Attendance System (AEBAS): Department has successfully implemented the Aadhar Enabled Biometric Attendance System in HQ and in all its field offices.

#### **4.72 Road Safety Measures and Awareness.**

- State Road Safety Council, chaired by the Hon'ble Transport Minister and District Road Safety Committee under the Chairmanship of Deputy Commissioner has been reconstituted vide Government notification dated 15.12.2017 by including experts in road safety, road engineering & road safety planning. The Council will meet twice in a year and District Committee meeting will be held on monthly basis. The meeting of the State Road Safety Council

was held on 16.6.2015, 11.5.2016, 21.12.2016 and 24.5.2017.

- State Level Road Safety Steering Committee headed by the Chief Secretary is being constituted to monitor and implement the Haryana Road Safety Action Plan.

- Road Safety Awareness Clubs have been set up in all Government Colleges in the State, in order to spread awareness amongst students and youth about road safety. In addition, Road Safety Awareness Clubs are being established in all Senior Secondary Schools in the State.

- “Surakshit School Vahan Policy”: In compliance of the directions of the Hon'ble High Court in CWP No. 6907 of 2009 “Surakshit School Vahan Policy” has been formulated and implemented for safety of school going children. Road Safety Committees have been constituted at State, District and Sub-Division level for effective implementation of the Policy. Installation of IP cameras and GPS has been made mandatory in school buses. The provisions for deploying lady attendant/transgender have also been made compulsory. Necessary directions have been issued to all Secretary, RTAs to carry out strict compliance in letter and spirit.

- Draft for Haryana Road Safety Fund Rules, 2018 has been prepared and the clearance has been obtained from Finance and other concerned departments. The matter will be placed in the next meeting of Council of Ministers. A provision have been made to utilize 50 percent of the composition fee collected on account of compounding of various offences under the Motor Vehicle Act on road safety issues. State Road Safety Policy, 2016 has been framed on the pattern of the National Road Safety Policy.

- State Government through Transport department has signed tripartite MoU with WRI & NASSCOM for assisting the all concerned departments in the area of Road Safety. Ten Road Safety Associates have been deputed in ten districts i.e. Gurugram, Panipat, Karnal, Jhajjar, Ambala, Hisar, Kurukshetra, Sonapat, Rohtak & Rewari for study of road accidents and take effective step on Road Safety measures with the coordination of District Administration.

#### **Enforcement**

**4.73** During the year 2016-17 (1.4.2016 to 31.3.2017), 49,765 vehicles have been challaned for different offences under the Motor Vehicles Act, 1988. A composition fee of ₹ 89.82 crore was collected. Similarly, during the year 2017-18 (1.4.2017 to 31.12.2017), 24,357 vehicles have been challaned for different offences under Motor Vehicles Act., 1988. A composition fee of ₹ 70.92 crore was collected upto 31.12.2017. Besides this, e-Challaning is being done in the State from

15.12.2017 and 1018 Challans have been issued upto 31.12.2017, out of which 733 have been disposed off. A composition fee of ₹ 2.11 crore has been collected during the said period.

#### **Digitization of legacy data**

**4.74** The project of legacy data has been assigned to M/s Gujarat Infotech Ltd. on 03.11.2014. The vendor has completed the the work of scanning of all data in all the districts. 27 lakh (approx.) final entries have been furnished to the authorities for porting the same in the National Register. The work of digitization of legacy data is likely to be completed shortly.

#### **High Security Registration Plates (HSRP)**

**4.75** As per the provisions of rule 50 of the Central Motor Vehicles Rule, 1989, the project of affixation of HSRP was started by the department in May, 2012. 21,64,925 HSRPs have been affixed on new and old vehicles upto 31.12.2017.

---

### **CIVIL AVIATION**

**4.76** Civil Aviation Department, Haryana has 5 Airstrips in the State at Pinjore, Karnal, Hisar, Bhiwani and Narnaul. Three Flying Training Centres of Haryana Institute of Civil Aviation (HICA) are established at Hisar, Karnal and Pinjore

where flying training is provided to the boys & girls. Haryana Institute of Civil Aviation is providing flying training to the students for obtaining Private Pilot License, Commercial Pilot License and Instructor Rating.

\*\*\*

## EDUCATION AND IT

*Human development with increased social welfare and well being of the people is the ultimate objective of development planning. In any developing and emerging economy, Social Sector plays a significant role. Education, Health and Social Justice & Empowerment are the main components of the Social Sector.*

### EDUCATION

**5.2** The State Government has provided ₹ 46.98 crore for the year 2017-18 under the RTE Act, 2009/Rules notified on 3<sup>rd</sup> June, 2011 for providing Free Uniform to General and BC boys student only and other activities such as

providing Mathematics Kits for primary classes i.e. 1 to 5 and Science Kits for upper primary classes i.e. 6 to 8 by the Elementary Education Department under the RTE scheme as given in following

**Table 5.1.**

**Table 5.1- Benefits provided under RTE Act.**

Item	Classes	Rate Per Student(₹)	Beneficiaries (Students)	Amount (₹)
Free Uniform to General and BC Boys Student only	1-5 6-8	800 1000	3,93,050	29,81,00,000
Other Activities :-				
i) Payment of Mathematics Kits for primary classes	1-5		9,10,992	4,77,36,280
ii) Payment of Science Kits for upper primary classes	6-8		5,89,435	7,72,48,000

Source: Elementary Education Department, Haryana.

### School Management Committee

**5.3** School Management Committees (SMCs) with majority of members among the parents are effectively participating in school managements. Training for SMC members are being conducting in the State to equip them for participation in school management. They have been made aware of RTE provisions, their duties & rights and for preparing School Development Plan. Nearly one lakh SMC members have been covered under this programme.

### The Quality Improvement Programme

**5.4** Department of School Education has started many initiatives to make Haryana amongst the top 5 States in ASER, NAS and other relevant third party learning outcomes surveys. As per the latest survey report of NAS, Haryana is among the five States, which shows an increase in learning level. This shows that our efforts towards Quality Improvement Programme are going on right track.

## **Swachh Bharat Abhiyan**

**5.5** In all schools of Haryana State, a cleanliness drive was organized for one week under Swachh Bharat Abhiyan. In this programme, school children and teachers collectively cleaned school surroundings and public places and also made public aware about importance of cleanliness through rallies. Closing ceremony of this National Level Programme was held at Nuh (Mewat) with collaboration of MHRD, Govt. of India where Minister of Human Resources was present as a Chief Guest. In this programme, an educationally drop out girl student named Vasima from minor community was declared Brand Ambassador of Bal Swachhta Mission, who continued her education even after facing many hurdles from her society. Haryana is the first State to construct toilets in every school. D.O. letter and appreciation letter was also sent from the Govt. of India to State Govt for this performance.

## **Beti Ka Salam Rashtra Ke Naam**

**5.6** This year, on the occasion of Independence Day, 'Beti Ka Salam Rashtra Ke Naam' was celebrated in the light of "Beti Bachao-Beti Padhao" campaign. The highest educated girl of the village alongwith her family was invited in the school and she hoisted the National Flag on this occasion. This girl was also given the honorary membership of School Management Committee. On the occasion of Republic Day also this program was celebrated and all the baby girls born between 22.1.2015 i.e. the day of launching of "Beti Bachao-Beti Padhao" Campaign in Haryana by Hon'ble Prime Minister and 22.1.2016 were invited by the school authorities and given a VIP

treatment by arranging their seats in the front row during the function. Hon'ble Prime Minister appreciated this innovative step of Government of Haryana highly in "Man Ki Baat" programme telecasted on 31.1.2016.

## **Introduction of Monthly Tests**

**5.7** In compliance of Government order No. 1/2014/5980 dated 31.12.2014 & Government order No. 3/2015/165 dated 14.05.2015, Monthly Assessment Tests of students of class 1<sup>st</sup> to 8<sup>th</sup> of Government Schools under the Continuous & Comprehensive Evaluation (CCE) programme of the Right to Education (RTE) scheme are being conducted in all the Government Schools of the State. Question Papers for the tests other than Half Yearly & Annual are being prepared by SCERT and got printed & circulated by District Elementary Education Officers. After January, 2015, Monthly Tests is a regular feature which is being appraised by the teacher, parents and School Management Committee (SMC) members. Now, the environment of school is becoming academic and learning friendly because teacher and students are responding in responsible manners. All the results of Monthly Tests are being uploaded by the school on MTMS portal of department. The analysis of these tests are being done by the expert of State Council of Education, Research & Training (SCERT) for State level and expert of District Institute of Education & Training (DIET) are doing the same at district level. This is the terminal task which is being done in Govt. Schools in Haryana and some others States are in touch with our State to implement the same in their Govt. School system.



## **Mid-Day-Meal**

**5.8** The main objective of the Mid Day Meal Scheme is to boost universalism of Primary Education by increasing enrolment, retention and attendance and simultaneously improving nutritional status of students of primary classes. Under the scheme, free food grains (wheat/rice) is provided by the Govt. of India through Food Corporation of India @ 100 grams for primary children and 150 grams for upper primary children per child per school day. Freshly, cooked food of these cereals is provided to the children. The National Programme of Nutritional Support to Primary Education known as Mid-Day Meal Scheme is a Centrally Sponsored Scheme and under this scheme hot cooked food is provided to the children of Primary Classes (I-V) and Upper Primary Classes (VI-VIII) in all the Government, Local Bodies and Government Aided privately managed Primary Schools which was launched in the entire State on 15<sup>th</sup> August, 2004. This scheme is being implemented in compliance with the orders dated 20.4.2004 passed by the Hon'ble Supreme Court. Now, the scheme is upgraded and the school children are being provided thirteen recipes of cooked food viz Mithi Kheer, Vegetable Pulao, Nutritious Khichri, Rajmah Rice, Curry Pakora and Rice, Sweet Rice, Missi Roti and seasonal Vegetable, Atta Halwa and Black Chana, Roti & Dal Ghiya/ Kaddu, Sweet Porridge, Wheat-Soya Puri and vegetable, Nutritious Porridge and Sweet Purra. School heads have been asked to distribute any of the above mentioned recipes to the children having minimum 450 calories and 12 gms. Proteins for primary stage and for

upper primary stage it is 700 calories and 20 gms.

**5.9** In the year 2016-17 from 1<sup>st</sup> July 2016, the cooking cost per student is ₹ 4.13 for primary & ₹ 6.18 for Middle Schools, respectively. The cost of expenses will be shared in the ratio of 60:40 between Centre & State. In addition to this, an honorarium of ₹ 2,500 per month is being paid to cook-cum-helpers, in which Centre share is ₹ 600 & State share is ₹ 1,900 per month. The work of cooking/ serving of Mid Day Meal to the children and cleaning of utensils/ kitchen devices has been given to the Self Help Groups. In the districts Faridabad, Gurugram, Palwal (except Hathin block) & Kurukshetra (except Shahabad & Babain block), Mid Day Meal is being served by ISKCON, a Non Govt. Organization. This scheme is implemented in Primary and Upper Primary Schools. In the year 2017-18, the total budget provision is ₹ 34,500 lakh in which Centre Share is ₹ 16,700 lakh and the State Share is ₹ 17,800 lakh in the State Plan budget. In the year 2017-18, about 9.45 lakh children of Primary Schools and 7.03 lakh students of Upper Primary Schools will be covered. The revised scheme also provided for adequate quantities of micronutrients like iron, folic acid, vitamin-A etc. All schools in the State have been provided with Thali and Spoons, therefore, children do not have to carry their tiffins/bowl to the schools. Further, the State Government has decided to provide 200 ml Sweetened Flavour Milk to the students under the Mid Day Meal scheme. Beside this, provision of fortified Atta to the students in Primary and Upper Primary Schools is also under pipeline.

## **Sarv Shiksha Abhiyan /Rashtriya Madhyamik Shiksha Abhiyan**

**5.10** The State Government is implementing two flagship national programmes namely; “Sarv Shiksha Abhiyan” and “Rashtriya Madhyamik Shiksha Abhiyan”. The sharing pattern in SSA and RMSA is 60:40 between Centre and the State. For 2017-18, MHRD has approved an outlay of ₹ 1,14,467.76 lakh under SSA and a total outlay of ₹ 84,347.90 lakh under RMSA.

### **School Grant**

**5.11** Under SSA, school grant has been provided to 14,331 Primary School and Upper Primary Schools @ ₹ 5,000 and @ ₹ 7,000 per school respectively. Under RMSA, annual school grant @ ₹ 25,000 has been released to 3,256 High and Senior Secondary Schools for payment of water & electricity charges and purchasing maps, charts, stationary etc. ₹ 10,000 has been released for purchase of books for School Library. In addition ₹ 25,000 has been provided for purchase of 2 Science Kits per Secondary School. A total budget of ₹ 1,628 lakh @ ₹ 50,000 has been released to all the High and Secondary Schools.

### **Maintenance Grant**

**5.12** Maintenance grant has been provided to 14,331 Primary Schools and Upper Primary Schools @ ₹ 7,500 per school for maintenance and repair of existing school building and other facilities.

### **School Uniform**

**5.13** Uniform grant has been released to 11,33,702 students which includes all girls, SC and BPL boys of all classes of 1<sup>st</sup> to 8<sup>th</sup>. This year uniform grant has been sent directly to Aadhar linked bank accounts @ ₹ 800 (₹ 400-SSA share and

₹ 400-State share) per student for classes 1<sup>st</sup> to 5<sup>th</sup> and @ ₹ 1,000 (₹ 400-SSA share and ₹ 600-State share) for classes 6<sup>th</sup> to 8<sup>th</sup>.

### **Free Text Books Grant**

**5.14** During the year 2017-18, an amount of ₹ 2,907.39 lakh has been provided under “Sarv Shiksha Abhiyan” for providing Free Text Books for classes 1<sup>st</sup> to 8<sup>th</sup>.

### **Teacher Grant**

**5.15** Under SSA, teacher grant @ ₹ 500 per teacher has been provided to 63,932 teachers for development of Teaching Learning Material, providing colour pens/ pencils to students specially in joyful activity day.

### **IED & IED-SS**

**5.16** During the year 2017-18, there is a budgetary provision of ₹ 683.73 lakh under SSA and ₹ 868.83 lakh under RMSA for conducting medical assessment camps, providing aid and appliances, escort allowance, braille books, large print books to Children with Special Need (CWSN), Environmental Building Programme, In-Service Training of Special Educators and Special Olympic at district level.

### **Kasturba Gandhi Balika Vidyalayas**

**5.17** Govt. of India had sanctioned 36 KGBVs for 36 Educationally Backward Blocks (EBBs). Out of which 31 KGBVs are functioning in Residential mode and 1 KGBVs is functioning as Day Boarding School. In these KGBVs, 2,511 girls students are enrolled from class 6<sup>th</sup> to 8<sup>th</sup>. The State has taken the initiative of providing CCTV Cameras in six KGBVs of district Sirsa on pilot project basis and the funds have been roped in under CSR from the banks to provide Solar Power Plants in 7 KGBVs. The Additional

Deputy Commissioner- cum- Chairman, S.S.A, Fatehabad has already provided Solar Power Plant and Solar Water Heater in all the five KGBVs of Fatehabad district. The amount of ₹ ,2592.15 lakh has been proposed under KGBV need during the year 2017-18 by the Government of India.

### **Promotion of Science Education**

#### **5.18**

(i) NCERT has provided free Elementary Math Kits to 5,297 Primary Schools and 1,736 High & Senior Secondary Schools of the State for promoting the math education on the basis of hands-on learning of Math education among students of Primary Classes.

(ii) Under RMSA to make teaching of Mathematics more interesting and practical based, 119 Math Labs (one each at block level) and the process has been initiated to set up Science Park in all the 119 blocks. Initially, one model Science Park model is being set up in GSSS, Sector-19, Panchkula.

(iii) Under SSA, 7 Science Vans equipped with models & equipment on various concepts of Science was started in 21 districts. 1.29 lakh students have been benefited in 580 Schools.

(iv) Under RMSA, District Level Science Exhibitions organized in 3<sup>rd</sup>-4<sup>th</sup> week of December for which a budget of ₹ 1 lakh per district will be provided.

(v) Under RMSA, 4,200 students (@ 200 students per district) were taken out to the scientific value places within the State and 238 academically brilliant students (2 students per block) were taken to scientific value place in Jaipur (outside the State). These students were selected on the basis of their excellence in academic, non-academic, sports and cultural events.

### **Self Defence Training**

**5.19** Under RMSA, Self Defence Training for Girl students was approved in 2,869 Schools for 3 months @ ₹ 3,000 per month with a total outlay of ₹ 258.21 lakh. Training has been completed in 756 Schools.

### **Girls Hostel**

**5.20** Govt. of India has sanctioned the construction of 36 Girls Hostel for the State under RMSA. Building of 30 Girls Hostel have been completed and the process of furnishing has been started. The buildings of 3 Girls Hostel are near to completion. The State is running two Girls Hostel at Kheri Saffa and Phulia Khurd in the premises of KGBV in district Jind. At present, there are 172 girl students of secondary level in these hostels. The process of furnishing has been started and these would be made functional in the next four months.

### **Kala Utsav**

**5.21** Competitions of Kala Utsav for the year 2017-18 have been organized at School level, Block level, District level and State level on both performing and visual arts & crafts (dance, music, theatre, painting, sculpture and heritage crafts). Under SSA, 2,786 participants and under RMSA, 3,775 participants participated in district level Kala Utsav 2017 -18.

### **Special Training to the Out of School Children (OoSC)**

**5.22** During 2017-18, 15,809 OoSC have been identified for Special Training in the State, out of which 7,261 OoSC have been admitted in the age appropriate classes and provided special training.

### **5.23 Pedagogy**

(i) Under Padhe Bharat Badhe Bharat Programme: To create interest in language among students, various approaches and methods are being

introduced in the schools. District level Competitions on Debate, Spell Bee, Vratini and Story Writing were organized for the students of classes 6<sup>th</sup> -8<sup>th</sup> in August and September, 2017. The competitions based on Barkha Series Story-Books were organized for students of class 2 in two categories namely; Story-Reading and Story- Telling competitions. The students of class 3 participated in three categories viz. Story Writing, Story-Telling and Story- Reading competitions in July and August, 2017.

(ii) Guft-gu-Clubs have been set up in 54 schools which include 32 KGBVs, 21 Sanskriti Schools and 1 Saarthak School. These clubs will come up with a quarterly tabloid. Each club has two group formed-Desk Editors and field reports. Two day orientation workshop for mentor teachers was conducted from 22.11.2017 to 23.11.2017 with the help of experts from NCERT.

(iii) Under Innovative Activities: A pilot project namely; bag-less schools has been started in selected 119 Government Primary Schools of the State. The pigeon holes are colourful low-lying lockers to make students burden free from weight of bags.

(iv) Interaction of Officers with School Students: This activity was planned to encourage Senior Government Officers to interact with students which would lead them to Nation Building. A total of 21,484 students of 82 Schools have been addressed by the District level officers.

(v) Swachh Vidyalaya Puraskar 2017-18: The registration for 2017-18 got completed by 6,238 Schools in all districts as per the guidelines of Ministry. A total of 4,971 schools completed survey and rated with two, three, four and five star for next category of rating at District level

awards. As per the direction of MHRD, GOI to create awareness about Swachh Vidyalaya Abhiyan among students, Painting Competition was also organized for the students of Classes 1<sup>st</sup> to 5<sup>th</sup> and essay writing competition was organized for the students of Class 6<sup>th</sup> to 8<sup>th</sup> and 9<sup>th</sup> to 12<sup>th</sup>. The State Level Screening Committee has forwarded the three best entries out of 189 entries to National Level Competitions.

(vi) Milan Programme: It is an exchange programme between various types of schools i.e rural-urban schools; Government-private schools; elementary-secondary schools; residential-non-residential schools. Twinning programmes are set up to twin schools, from very different environments, aimed at bridging gaps, facilitating dialogue and encouraging the understanding of customs and cultures through education.

(vii) NUEPA School Leadership Programme: School Leadership Development Programme (SLDP) through KEF focus to develop capacities of Principals and Teachers from minimum 100 schools in Haryana to transform into competent school leader and continuous of this 100 tablets has been provided to the 100 Govt. Primary Schools of district Gurugram. It is aimed to provide real time data analysis of learning outcomes and the need of teachers and thereby providing contextualized support to school leaders. It is to strengthen the use of ICT in transforming the system.

#### **5.24 Research Evolution Monitoring and Supervision (REMS)**

(i) State Level Achievement Survey (SLAS): With the objective to check the level of pedagogical readiness of the students, the impact of CCE so as to carry out further interventions for improving the

quality of education, Parishad has organized State Level Achievement Survey (SLAS ) for 771 Schools covering classes 5<sup>th</sup> & 8<sup>th</sup> and 999 Schools covering class 3<sup>rd</sup>. SLAS, 2016 was organized in May, 2017. The approx. 90,000 papers of Hindi, English and Mathematics subjects for class 3<sup>rd</sup> have been converted into OMR sheets. The scanning process of OMR sheets is under progress.

(ii) National Level Achievement Survey for classes 3<sup>rd</sup>, 5<sup>th</sup> & 8<sup>th</sup> : The MHRD, Govt. of India has conducted National Achievement Survey-2017 on 13.11.2017 for all States and all Districts. The students of class 3<sup>rd</sup> and 5<sup>th</sup> were tested in Languages, Mathematics and EVS and the students of class 8<sup>th</sup> were tested in subjects-Languages, Mathematics, Science & Social Science of 3,628 schools of all districts. Processes including data uploading etc. have been completed as per the guidelines issued by the MHRD and NCERT.

### **Community Mobilization**

**5.25** Parishad conducted a lot of media activities to create awareness amongst stake holders about SSA interventions and RTE Act. To make schools centre of excellence, wall painting based on various science subject have been done in 1,050 Govt. Primary schools of the State. "Mere Sapno Ka School" a meet with community has been organized to know the expectations of the community/ parents/ students from the Department of School Education on 16.9.2017. National Unity day on 31<sup>st</sup> October, 2017 was organized in all Govt. Schools of Haryana by organizing various competitions like oath ceremony, run for unity, quiz competitions and Painting competitions. Celebrated 70<sup>th</sup> Independence Day, 2017 and 75<sup>th</sup> Anniversary of Quit India

Movement in schools. Oath taking ceremony and Prabhat Pheris were organized for making clean Bharat and rid country of five problems like poverty, corruption, terrorism, communalism and clean India. In School Level Independence Day Programme 'Beti Ka Salam-Rashtri Ke Naam'—the flag hoisting ceremony in the Govt Schools was done by the most educated girl of that village/locality.

### **National Vocational Education Qualification Framework**

**5.26** NVEQF (now NSQF) National Skill Qualification Framework is a nationally integrated education and competency based skill framework that provides for multiple pathways both within vocational education and between general and vocational education, to link one level of learning to another higher level and enable learners to progress to higher levels from any starting point in education and skill system. It is a framework to enhance employability skills of our students by introducing applied learning skills in integration with academic stream. The NSQF scheme as a pilot project has been implemented in 8 districts (40 schools) with two skills in each school during the financial year 2012-13. At present, 14 skills ( 2 in each school) stand introduced in 1,001 Govt. Senior Secondary Schools. The intake capacity (class IX to XII) has reached 1,36,050 against which 1,07,448 are on rolls.

### **Community Training**

**5.27** Under SSA, there is a provision of ₹ 257.96 lakh in the budget for a 3 days training programme for 85,989 members of School Management Committee in the State. Under RMSA, MHRD, GOI has approved the training for 576 School Management Development Committee members of 36 stand alone schools @ 16

members per school for one day. Training of SMDC members is under process.

### Civil Work

**5.28** During 2017-18, ₹ 2,587.09 lakh has been provided for the execution of various civil works under SSA which includes construction of 419 additional classrooms (Rural) & 33 additional classrooms in lieu of upgraded Upper

Primary Schools, 22 facilities of drinking water. Under RMSA, against an approved budget of ₹ 134.77 lakh have been provided for construction of 3 additional class rooms, 3 Science Labs, 3 Computer Rooms, 4 Library and 4 Art & Crafts rooms and 3 Lab Equipment (Science Lab).

### Secondary Education

**5.29** The State Government is well aware that the 21<sup>st</sup> Century is acknowledged as the Knowledge Century. Education is the key to knowledge and the State Government has consistently made

sincere efforts to make “education for all” a reality with required academic & infrastructural facilities and easy access. The number of Government schools and enrollment therein is given in **Table No. 5.2(a).**

**Table 5.2(a)- The Number of Government Schools and Enrollment therein in the State.**

Year	Education Level	Number of Govt. Schools	Total Students	Girls Students	No. of Govt. Teachers	PTR
2016-17	Secondary and Senior Secondary (9 <sup>th</sup> to 12 <sup>th</sup> )	3316	609949	312638	23849	26
2017-18	Secondary and Senior Secondary (9 <sup>th</sup> to 12 <sup>th</sup> )	3380	629524	321601	24231 (including 1928 guest PGTs)	26

Source: Secondary Education Department, Haryana

**Table 5.2(b)- Scheme-wise Number of Beneficiaries and Expenditure.**

Name of Schemes	2016-17		2017-18 (upto 31.1.2018)	
	No. of Beneficiaries	Exp.Incurred (₹ in lakh)	No. of Beneficiaries	Exp. Incurred (₹ in lakh)/ Remarks
One Time Allowance to SC Students in classes 9 <sup>th</sup> to 12 <sup>th</sup>	168488	2443	210774	3056.22
Monthly Allowance to SC Students in classes 9 <sup>th</sup> to 12 <sup>th</sup>	203046	6080	82707	1586.72
Monthly Stipend to BC-A students	146139	1294.46	In Progress	
Monthly stipend to BPL	13968	403.59	In Progress	
Cash Award Punjabi Second Language (classes 11 <sup>th</sup> and 12 <sup>th</sup> ) and Education Encouragement of Excellence (EEE) for High/Sr. Sec. School 9 <sup>th</sup> to 12 <sup>th</sup>	49	0.44	In Progress	
Haryana State Merit Scholarship Scheme on Board Matric Exam in classes 11 <sup>th</sup> and 12 <sup>th</sup>	11513	115.13	In Progress	
Haryana State Merit Scholarship Scheme on Board Matric Exam in classes 11 <sup>th</sup> and 12 <sup>th</sup>	448	8.06	In Progress	
Monthly Stipend to Grandson and Grand daughter of Freedom Fighters in classes 1 <sup>st</sup> to 12 <sup>th</sup>	90	3.29	In Progress	
National Means- cum- Merit Scholarship Scheme	7612	3.82	In Progress	
National Talent Search Scheme	18863	9.88	In Progress	
Providing Free Bicycle to SC Students Boys and Girls (classes 9 <sup>th</sup> and 11 <sup>th</sup> )	29123	843.06	In Progress	

Source: Secondary Education Department, Haryana.

## **Incentive Schemes**

**5.30** Scheme-wise number of beneficiaries and expenditure incurred in Secondary and Senior Secondary Schools during 2016-17 and 2017-18 are given **Table 5.2(b)**.

### **e- Governance**

**5.31** e-Governance involves computerization, automation, connectivity and networking at Directorate of Secondary Education and at field offices like SCERT, DIETs, GETTIs etc. For financial year 2017-18, a budget provision of ₹ 485 lakh have been made under the head e-Governance. The main target for the year 2017-18 includes expansion/replacement of outdated hardware and other allied items in Directorate and DEO offices, software development up-gradation and customization of existing software applications with new Technologies as per need of the department. The other functions that comes under e-Governance are website up-gradation, development of portal for different outline services and need based system software up gradation. Networking and up gradation of data and basic computer training of Directorate staffs helps in bridging the existing communication gap between Directorate and School which ultimately improves efficiency in education, management planning and administration. Therefore, e-Governance has becomes an essential component of efficient administration in today's era.

**5.32** The work of implementation/installation of Aadhaar Enabled Biometric Attendance System (AEBAS), Bas Tablet with Wi-Fi Access Points is going on in the schools. An amount of ₹ 256.27 lakh has been incurred for the purchase of computer hardware and allied items,

Biometric Machine and payment of fee/salary for the deployment of IT Professionals under e-Governance scheme during the year 2017-18 upto 31.12.2017.

### **Comprehensive Computer Education Programme ICT**

**5.33** ICT Scheme in 500 Schools – This scheme is centrally sponsored scheme funded by Centre and State in the ratio of 75:25. For the implementation of this Scheme, department executed agreements with HCL Infosystems Ltd. and SAN Media Ltd. (HCL for 390 schools and SAN Media Ltd. for 110 schools) w.e.f. date 19.1.2010 and 26.11.2010 respectively, on BOOT basis. These contracts have been expired after completion of 5 years on 18.1.2015 and 25.11.2015, respectively. The Computer Labs have been taken over by the department to impart the computer education to the students in these schools.

ICT Scheme in 2,622 Schools –This is Centrally Sponsored Scheme funded by Centre and State in the ratio of 75:25. For the implementation of this scheme, department executed an agreement with CORE Education & Technologies Ltd. at a total contractual value of ₹ 295 crore for five years on BOO/BOOT basis. According to terms & conditions of the agreement, the vendor was required to establish a Computer Lab consisting of 22 computer and allied items like projector, printer etc. and to deploy one Lab Assistant in each of 2,622 including 5 Smart Schools. Due to default in services and not to follow the terms & conditions of the agreement, the department terminated the agreement on 23.4.2014. Aggrieved from the termination of contract agreement, the vendor approached Hon'ble Supreme Court of India, New Delhi by filing SLP No. 12317 of 2014. As per orders of the Hon'ble

Supreme Court, the matter is being adjudicated before the Arbitrator. Further action will be taken as per decision of the Hon'ble Supreme Court. For the implementation of the ICT scheme, department has taken the Lab Assistants and Computer faculty who were earlier deployed by the Private Service Providers under its preview on work order basis till 31.12.2017 as per directions of Government. Under this scheme, the Govt. has made an expenditure of ₹ 21,03,59,218 towards salary to the Computer faculty and Lab Assistants and ₹ 26,82,876 towards broadband internet facility upto October, 2017 during the year 2017-18.

#### **Inclusive Education for Disabled at Secondary Stage (IED-SS)**

**5.34** The Govt. of India had replaced "Integrated Education for Disabled Children" (IEDC) scheme with Inclusive Education for Disabled at Secondary State (IED-SS) scheme in the year 2009-10. The main objective of this scheme is to provide education to Divyang child at Secondary level (classes IX to XII) in an inclusive education system under general education system having appropriate environment. The Govt. of India has sanctioned work plan of ₹ 868.83 lakh for financial year 2017-18 and spillover of ₹ 504.50 lakh for previous years, hence total ₹ 1,373.33 lakh has been sanctioned under this scheme. An amount of ₹ 733.44 lakh has been utilized on the approved activities of this scheme for the welfare of Divyang children upto 31<sup>st</sup> January, 2018.

#### **Teacher Education**

**5.35** As a part and process of restructuring Teacher Education Programme under Centrally Sponsored Scheme of Teacher Education, 4 new DIETs (District Institute of Elementary

Teacher Education) one in each of uncovered districts namely; Mewat, Fatehabad, Palwal & Jhajjar sanctioned during the year 2012-13 have started functioning. In addition to this, 2 Block Institute of Teacher Education, one each in the district of Mewat & Fatehabad have become functional to cater the needs of minority/SC communities as these districts have been identified as minority/SC dominated/concentrated districts by Govt. of India. These institutions would come up at an estimated cost of ₹ 1,498.76 lakh on account of infrastructure out of which 40 percent will be met by the State Government and the rest is to be met by Govt. of India. Additional funds for final completion of these DIETs & BITEs to the tune of ₹ 870.87 lakh has been released for construction to Civil Engineering Cell of Haryana School Shiksha Pariyojna Parishad. A State level school for teacher education comparable to national and international standards has also been set up at Silani Kesho in Jhajjar district. To begin with an innovative 4 year integrated B.Sc/B.Com/B.A.-cum-B.Ed. course has been started in the campus of Model School, Jhajjar. An amount of ₹ 517 lakh as grant-in-aid has been released for this State Level School for teacher education in 2017-18. To empower the standards of education through Teacher Training Institutions and SCERT Haryana, Gurugram (State Nodal Agency) around 20,000 teachers including JBTs, TGTs, PGTs, Heads and Principals have been trained during the year 2017-18.

#### **Literacy**

**5.36** "Saakshar Bharat", a Centrally Sponsored Scheme of Adult Education is operational in ten districts of Haryana, namely; Bhiwani, Faridabad, Fatehabad,



Gurugram, Hisar, Jind, Kaithal, Karnal, Mahendergarh and Sirsa. The focus of this project is to literate the persons especially females of Scheduled Castes, minorities and marginalized sections in the age group of 15+ State Literacy Mission Authority (SLMA), Haryana had set a target of 2.50 lakh learners to be covered under this scheme during the year 2017-18. As many as 1,09,737 learners have been appeared in the assessment test conducted by National Institute of Open Schooling (NIOS) and National Literacy Mission Authority (NLMA) in Saakshar Bharat Districts of Haryana on 20.8.2017 and it is expected to achieve the set target on 2<sup>nd</sup> assessment test of the year scheduled to be held in March, 2018.

#### **Aarohi Schools**

**5.37** The Govt. of India has established a scheme for opening of 36 Aarohi Model Schools in Educationally Backward Blocks on the pattern of Kendriya Vidyalaya in Haryana in the year 2011-12. The main objective of the scheme is to provide quality education to the children of Educationally Backward Blocks from classes 9<sup>th</sup> to 12<sup>th</sup>. The funding pattern for running these Aarohi Schools was in the ratio of 75:25 Centre: State. But the Govt. of India had delinked the scheme from the support of Govt. of India from the financial year 2015-16, which has now been adopted by the State Govt. under State Plan. All the 36 Aarohi Schools have been completed in 10 districts of the Haryana State. At present, nearly 8,000 students are studying in these schools. An independent Aarohi Cell has been made in the Directorate of Secondary Education, Haryana to look after the various matters related to the Aarohi Model Schools. Govt. has decided to establish all Aarohi Schools

as smart schools and every latest facility will be provided to the students of these schools like other prominent and famous schools in the country. All Aarohi Model Schools shall be provided facility of e-library, all type of games and covered under latest CCTV cameras with Modern Wi-Fi facility. Government has proposed to incur sufficient amount during the year 2018-19 to promote education in “Educationally Backward Blocks” and in the best interest of the students of the State.

#### **Construction, Repair/Maintenance**

**5.38** The Works Branch deals with cases of construction, repair/maintenance and addition/alteration in Govt. High/Sr. Sec. Schools building in the State. Besides it, the works relating the physical amenities, covering drinking water facilities, toilets, urinals, sufficient class rooms/boundary walls including different requisite labs and libraries etc. are taken up. An amount of ₹ 1,800 lakh on Non-Recurring side was provided to 187 GHS/GSSS in State as per requirement received from field offices for construction of school building and repair works during the financial year 2017-18. Provision of sufficient funds will be made for construction of building, repair, boundary wall, new class rooms etc. for 500 GHS/GSSS in the State for the financial year 2018-19.

**5.39** An expenditure of amounting to ₹ 18,600 lakh has been made from PWD (B&R) department under the Head 4202 for the construction of 30 GHS/GSSS buildings during the financial year 2017-18. Budget provision will be made for construction of new 20 GHS/GSSS buildings for the financial year 2018-19.

## **Mukhya Mantri School Beautification Motivational Scheme**

**5.40** To create inserts of students towards the cleanliness of environment of schools 'Mukhya Mantri School Beautification Motivational Scheme' was started in the year 2011-12. For this, one High and one Senior Secondary School is selected at block level each of 119 blocks of State. Each selected High and Senior Secondary School is given ₹ 50,000 for this, after that among these selected schools, out of best High and Senior Secondary is selected at district level in all 22 districts and given ₹ 1,00,000. Then two school i.e. one High and one Senior Secondary School are selected among these selected schools for State level prize and are given ₹ 5,00,000 each as award money. An amount of ₹ 171 lakh has been released 280 GHS/GSSS during the year 2017-18. The prize to winners will be distributed on the celebration day of 26<sup>th</sup> January every year.

## **NABARD**

**5.41** In addition to above, NABARD assisted project for construction of separate toilets for girls and installation of Hand Pumps in 2,910 GHS/GSSS of rural area of Haryana State has also been sanctioned. During the financial year 2016-17, ₹ 681 lakh on plan side were earmarked for this purpose. Due to closer of scheme, amount of ₹ 681 lakh has been surrendered. In addition to this, a budget provision of ₹ 100 crore has been made for construction of GHS/GSSS under NABARD project during the year 2017-18, out of which ₹ 4,767 lakh approximately will be utilized for construction of 14 GHS/GSSS. The budget provision will made for

construction of 134 GHS/GSSS for the year 2018-19.

## **Pension**

**5.42** The State Govt. has introduced the pension scheme for the employees working in the Non Govt. Aided Secondary Schools in lieu of contributory provident fund w.e.f. 11.5.1998 and near about 2,776 employees have been benefited under this scheme. An amount of ₹ 60 crore has been made during the year 2017-18.

## **Dual Desks**

**5.43** 9,416 dual desks were purchased during the year 2015-16 and payment of the dual desks had been made during the year 2016-17. Student enrolment has been re-assessed and now 94,898 more dual desk are required for classes 9<sup>th</sup> to 12<sup>th</sup>. The rate contract is to be finalized by Supply and Disposal Department, Haryana. Thereafter, order will be placed. A budget provision of ₹ 35 crore has been made during the year 2017-18. The required dual desks for classes 9<sup>th</sup> to 12<sup>th</sup> could be purchased after the settlement of CWP No. 18749 of 2017 – M/s Laggar Industries Vs. State of Haryana & others. Case is pending in Hon'ble High Court.

## **Sports**

**5.44** In 2017-18, 33 discipline State Level School Games Championship has been organized by the State National School Games. Haryana State organizing 3 National Level Championship i.e. Hockey (Boys and Girls U-17), Athletics (Boys and Girls U-19) and Basketball (Boys and Girls U-19). These games have been organized by Ambala, Rohtak and Panchkula, respectively. In Hockey and Basketball, both the Haryana team (Boys

and Girls) Gold Medal has bagged and got 2<sup>nd</sup> position in Athletic games. The State Government has made a budget provision of ₹ 215 lakh for National School Games. ₹ 100 lakh has been released to District Education Officers for the purpose of National School Games.

---

## HIGHER EDUCATION

**5.46** Providing quality higher education to our youth and to make them employable is a major thrust of the State Government. Higher Education system in the State has witnessed impressive growth in recent years and this trend is expected to continue during the next financial year. The department of higher education has taken various measures to expand and improve the capacity and quality in higher education. Access, quality, equity and sustainability in higher education are the guiding principles on which the vision of the State Government is based. The vision of higher education in Haryana is to realize the State's human resource potential to its fullest with equity and inclusion.

**5.47** During this year, three new Government colleges at Alewa, Hathin and Barota have been started. Out of total 113 Government Colleges, 32 Colleges are exclusively for girls. There are 97 privately managed Aided Colleges out of which 35 Colleges are for girls. State is committed to opening more Government Colleges exclusively for girls so as to ensure greater access to girls in higher education. State is also intend to create gender sensitive environment in Colleges and Universities. In order to make higher education accessible in all corners of the State to all students, Govt. has decided to open 29 Govt. Colleges at Sonipat,

## Book Bank

**5.45** During the financial year 2017-18, a budget provision has been made of ₹ 130 lakh for the purchase of books for school library/book banks in Govt. Sr. Secondary and Govt. High Schools and same has been utilized for the purpose.

Shahzadpur, Uklana, Ugalan, Gulha Cheeka, Manesar, Jundla, Kurukshetra, Unhani, Chhilro, Kalanwali, Rania, Mohna, Bilaspur, Radaur, Badoli, Raipur Rani, Mandkola, Nacholi, Loharu, Taraori, Rithoj, Kheri Chopta, Datta, Kulana, Chamu Kalan, Ballabgarh, Sector-52 Gurugram and Harya Mandi. Construction work of these colleges has been started and the classes in these colleges will be started from the next academic session in the make shift buildings. Further the Govt. has decided to start the academic operations of Gurugram University and Maharishi Valmiki Sanskrit University, Mundri from the next academic session in the make shift buildings. Construction work of Dr. B. R. Ambedkar National Law University is in full swing and the academic operations of this University will commence from the next academic session.

**5.48** The State Government has invested huge resources in creating an extensive infrastructure of Government owned and privately run Degree Colleges and State Universities. At the same time, our timely and proactive state interventions have encouraged and Private sector to become our partners in accessing education to all our citizens.

**5.49** One of the major initiatives taken by the Education Department in 2017-18 was the successful implementation of on-line admission in all Govt., Aided and Self Financing Colleges

of the State. To address the acute shortage of teaching staff in Govt. Colleges so as to usher in qualitative improvement in college education, an indent has been sent to Haryana Public Service Commission to fill up 1,647 vacant posts of Assistant Professors in 29 subjects out of which

recommendation of 1,256 posts has been received and 527 appointment letters have been issued. The focus of the State Govt. is to increase the placement of students studying in degree colleges. In addition to this emphasis is also laid on entrepreneurship among students.

## TECHNICAL EDUCATION

**5.50** At the time of inception of Haryana State in 1966, there were only 6 Polytechnics (Govt. 4 & Govt. Aided-2) and one Regional Engineering College at Kurukshetra (a joint venture of State Govt. and Govt. of India) with student intake 1,341 only. Now, the department has

established 4 State Technical Universities. Besides this, 320 Technical Institutes are also running with an intake capacity of 96,251 students. The detail of Technical Education Institutions alongwith intake capacity and admissions in the academic session 2017-18 is given in **Table 5.3**

**Table 5.3- Technical Education Institutions, Intake Capacity and Admissions during 2017-18.**

Course	No. of Institute			Sanctioned Intake			Admissions for the Session 2017-18			percent vacancy
	Govt./ Aided	Pvt.	Total	Govt./ Aided	Pvt.	Total	Govt./ Aided	Pvt.	Total	
DIPLOMA (Engg. & Pharmacy)	37	144	181	13855	38015	51870	10183	14097	24280	53.19
B. ARCH.	2	10	12	120	490	610	115	228	343	43.77
B. TECH.	13	114	127	3831	39940	43771	2341	11572	13913	68.21
<b>Grand Total</b>	<b>52</b>	<b>268</b>	<b>320</b>	<b>17806</b>	<b>78445</b>	<b>96251</b>	<b>12639</b>	<b>25897</b>	<b>38536</b>	<b>59.96</b>

Source: Technical Education Department, Haryana.

**5.51** The department imparts requisite technical skills in the field of Engineering and Technology, Architecture and Urban Planning, Management, Pharmacy, Hotel Management, Fine Arts, Applied Arts & Crafts and Design. Need based Technical programmes at the level of Diploma, Under-graduate and Post-graduate is being offered to provide skilled human resources. The department assigns high priority to meet educational needs of deprived sections of society and un-served blocks of the State. It also runs an objective evaluation and certification system for students, courses and institutions. The department also provides

career counselling to students and helps them in proper placement for gainful employment. Job fairs are held in collaboration with District Industries Associations, Industry & Trade Associations such as the Confederation of Indian Industry (Northern Region), PHD Chamber of Commerce Industry etc.

### **5.52 The following National Institutes are being established in the State**

i) Indian Institute of Information Technology (IIIT) is being established at village Kilohrad, district Sonapat for which 50 acres of land has been provided free of cost by the Gram Panchayat. Guest classes

of IIT have been running in the campus of 2014-15. The construction of boundary wall is in progress through PWD (B & R), Haryana.

ii) Indian Institute of Management, Rohtak is being established at Rohtak over 200 acres of land. It is presently running in the temporary campus at MDU, Rohtak w.e.f. academic session 2011-12. The construction work of new campus of IIM, Rohtak is on completion stage.

iii) National Institute of Design (NID) is being established at Umri, district Kurukshetra over a plot of 20.5 acres of land. The guest classes of NID Kurukshetra have been started in the campus of Govt. Polytechnic Umri, Kurukshetra w.e.f 15.11.2016. The construction work of NID campus is in progress through National Buildings Construction Corporation (NBCC).

iv) National Institute of Fashion Technology (NIFT) is being established in Sector-23, Panchkula over a 10.45 acre plot. The foundation stone of the NIFT was laid by Hon'ble Union Textile Minister and Hon'ble Chief Minister on 29.12.2016. The construction of boundary wall is in progress. The project is on tendering stage and construction work is likely to be started by April, 2018.

v) An Extension Campus (Faculty Development) of the IIT Delhi is being established at the Rajiv Gandhi Education City, Kundli, district Sonipat in 50 acres of land. There is a proposal for establishing Science & Technology Park, High Performance Computing Facility and Faculty Development Centre in the campus. The construction work for 1<sup>st</sup> phase is on completion stage through National Building Construction Corporation (NBCC).

NIT Kurukshetra w.e.f academic session vi) Another Extension Campus (Research and Development) of IIT Delhi is being set up at Village Badhsa District Jhajjar on 50 acres of land by IIT Delhi. There is a proposal for establishing Skill Development Centre and Bio-Sciences Research Park in the campus. IIT, Delhi is working out further modalities.

vii) Technology Centre of Ministry of Small, Micro and Medium Enterprises, Govt. of India has been set up in the premises of Govt. Polytechnic Neemka, Distt. Faridabad. The State Govt. has provided entire building of Govt. Polytechnic, Neemka (Faridabad) with a built-up area measuring 87,300 sq. ft. to the National Small Industries Corporation (NSIC) for setting up of a Technology Centre at Faridabad. The Technology Centre has been made functional from August, 2017 at Neemka, Faridabad.

viii) National Institute of Electronics & Information Technology (NIELIT) Centre has been setup as per announcement made by Hon'ble Electronics & Information Technology, Minister, Govt. of India on 27.2.2016 at Kurukshetra. The Centre has been temporarily set up in the building of Govt. Polytechnic, Umri (Kurukshetra). Another NIELIT Centre is being established at Gurugram in the premises of Govt. Polytechnic, Manesar ( Gurugram). The NIELIT Centre at Kurukshetra has been functional from 2017-18.

ix) Central Institute of Plastic Engineering & Technology (CIPET) Murthal (Sonipat) has been set up at Murthal, Sonipat in 2013-14. There is a proposal to set up its Satellite Centre at Karnal as per announcement made by Hon'ble Union Minister for Chemical & Fertilizers, Govt. of India on 3.6.2016. The Deputy Commissioner, Karnal has

been requested to identify a suitable land/building for the proposed satellite centre. Further modalities are being worked out by CIPET, Murthal.

### **5.53 New Govt. Engineering Colleges**

i) Sh. Ranbir Singh State Institute of Engineering & Technology has been set up at village Silani Kesho in Jhajjar district over the 40 acre land. The classes have been started from academic session 2017-18 after obtaining due approval of All India Council of Technical Education (AICTE).

ii) Rao Birender Singh State Institute of Engineering & Technology has been set up at village Zainabad in district Rewari in the 52.50 acre land. The classes have been started from academic session 2017-18 after obtaining due approval of All India Council of Technical Education (AICTE).

iii) State Institute of Engineering & Technology, Nilokheri, Karnal has been setup in the campus of Govt. Polytechnic, Nilokheri, Karnal from the academic session 2016-17 with the approval of All India Council of Technical Education (AICTE).

### **New Govt. Polytechnics**

**5.54** The following 8 new Govt. Polytechnics have been set up from the academic session 2016-17/2017-18 after obtaining approval of the All India Council of Technical Education (AICTE):-

- Govt. Polytechnic at Hathnikund (Yamuna Nagar).
- Govt. Polytechnic at Jattal (Panipat).
- Govt. Polytechnic at Shergarh (Kaithal)
- Govt. Polytechnic at Indri (Nuh).
- Govt. Polytechnic at Malab (Nuh).
- Govt. Polytechnic at Chhappar (Bhiwani).
- Govt. Polytechnic at Dhangar (Fatehabad).

- Govt. Polytechnic at Mandkola (Palwal).

i) Two New Govt. Polytechnics-cum-Multi Skill Development Centres are being setup at Sector-26, Panchkula and village Dhamlawas in district Rewari. Besides this, Govt. Polytechnic at Rajpur, block Sadhaura in district Yamuna Nagar is being established under the scheme - Multi Sectoral Development Programme of Ministry of Minority Affairs, Government of India The construction work of these polytechnics is in progress through PWD (B&R).

ii) The construction work of Govt. Polytechnic Nanakpur, block Pinjore district Panchkula is on completion stage. The guest classes have been started at Government Polytechnic Ambala from the academic session 2017-18 with due approval of AICTE.

### **Accreditation of Govt. Polytechnics**

**5.55** A programme has been approved as a Swarn Jayanti Project in order to effectively meet the eligibility requirements and other parameter of NBA accreditation. The total funds of ₹ 115 crore shall be provided for the quality improvement. This may be in completed in 4 years.

### **Revision of Diploma level Curriculum as per National Skill Qualification Framework (NSQF)**

**5.56** National Skill Qualification Framework (NSQF) is a competency-based framework that organizes all qualifications according to a series of levels of knowledge, skills and aptitude. These levels graded from one to ten, are defined in terms of learning outcomes which the learner must possess regardless of whether they are obtained through formal, non-formal or informal learning. Presently, more than 100 countries have or

are in the process of developing national qualification frameworks.

**5.57** HSBTE has initiated the process to make its courses NSQF compliant in a phased manner. Presently, National Institute of Technical Teachers Training and Research, Sector 26, Chandigarh has been assigned the task of revising the curriculum for six no. diploma programmes of HSBTE namely Electronics Engg., Electrical Engg., Mechanical Engg., Computer Engg., Civil Engg. and Automobile Engg. as per National Skill Quality Framework. The revised curriculum has been implemented w.e.f. session 2017-18.

#### **Community Development through Polytechnics (CDTP)**

**5.58** CDTP scheme is centrally sponsored scheme operational in the 16 Government & Aided Polytechnics and 3500 candidates have been trained in various trades during 2017-18.

#### **Dynamic Website**

**5.59** Dynamic websites of Technical Institutions/ organizations under the ambit of Technical Education shall be linked with proposed e-dashboard of the Department to enhance the working between Headquarter and various Technical Institutes/ Organizations in the State.

#### **Digital Learning**

**5.60** All the Institutes/ Organizations have downloaded the Swayam App. by all the students, faculties of their institutions/ organizations in their Labs, Tablets, Laptops, Mobile Phones etc. for Curation of digital contents by registering through Swayam portal.

#### **Mobilization of School Students**

**5.61** Principal of Govt. Polytechnics have been directed to conduct exchange programmes and workshops to sensitize

about the career prospects of Polytechnics Education. As the result the admission increased in absolute numbers and also in percentage from 71 percent to 75 percent.

#### **Centralized Training & Placement Cell**

**5.62** Centralized Training and Placement Cell has been established in HSBTE which shall provide support to Polytechnic Students in Training & Placement or in Consultancy/ Calibration or Testing/Work off load/ Prototype Product manufacturing, Qualification enhancement of workers or any other activity deemed fit by both parties to enhance institute interaction with Industry.

#### **Mentoring of Students**

**5.63** Each faculty has been deputed as mentor for 15-20 students from the time of their admission till their placement for their proper guidance in academics, training, placement etc.

#### **Training of Students through Value Added Courses**

**5.64** To enhance the employment opportunities of the diploma pass out students, the Board organized value added/ customized courses for the final year students of polytechnics with a motive to augment the knowledge and skills of the diploma students to make them aware about the requirements of the corporate/ industry to make them job ready. The trainees as well as trainers have submitted their feedback that these courses may be conducted for at least 2 to 4 weeks during summer vacations for.

#### **Uploading of lesson plan of all faculty members on the web-site and display on the notice boards**

**5.65** Lesson plan for all the institutions have been uploaded on the website/notice of the institutions with an aim to inform the students about the course

contents to be taught alongwith the probable timelines.

### **Modalities for attendance and overall result improvement of diploma students**

**5.66** In order to improve the attendance and seriousness on the part of students and further to improve the results, all the diploma institutions shall arrange for App' enabled biometric devices for recording attendance of diploma students. Also institutes have been directed to use IT tools, online web resources, teaching software's and teaching tools as mentioned in the revised curriculum, arrange remedial classes/home assignments for academically poor performing students to improve the learning/result of the diploma students.

### **Guidelines for safety and security in the Technical Institutions**

**5.67** All the technical institutes shall establish and empower Grievance Redressal Committee, Anti-ragging Committee, Internal Complaints Committee handling Gender Sensitization,

Prevention and Prohibition of Sexual Harassment of Women Employees/ Students & SC-ST Grievance Committee and prominently display the details of these committees on the institutional notice boards as well as on the website. The guidelines issued by MHRD and other regulatory bodies like UGC, AICTE, PCI, CoA, NCHMCT etc. and board/ department from time to time shall be duly also be complied with by all the technical institutions.

### **5.68 31 MOU's signed with Industries:**

- A MOU was signed between HSBTE, Maruti Suzuki India Ltd. Government Polytechnic Education Society Manesar for quality up gradation of Govt. Polytechnics and Diploma Engineering program for MSIL Associates on 10<sup>th</sup>October, 2017.
- 30 MOU's were also signed by the Polytechnics with the Local Industries and training agencies having connected with industry for training and placements of students.

---

## **SKILL DEVELOPMENT AND INDUSTRIAL TRAINING**

**5.69** The Skill Development and Industrial Training Department through a network of 156 Govt. Institutes (123 Co-ed. Govt. Industrial Training Institutes, 33 Govt. Institutes Training Institutes for women), 232 Private Industrial Training Institutes (7 Institute Non functional for 2017-18), 7 Govt. Teacher Training Centres, 2 Private Teacher Training Centres is presently providing certificate courses training to about 1,05,634 trainees (Govt.-71,106+ Pvt. 34,528) in the State. These institutes are not only supplying skilled craftsmen to

the industries but also generate avenues for self-employment.

**5.70** 156 Govt. Industrial Training Institutes with a seating capacity of 60,292 are working during the year 2017-18. Out of these, 33 Industrial Training Institutes are exclusively for women and the remaining co-education. ITIs, 30 percent of the total seats are reserved for girl trainees in all trades. Also, 7 Govt. Teacher Training Centres with seating capacity of 300 trainees are functioning in the State to impart Training to Teachers in women oriented trades which are being run at Ambala City, Rohtak, Bhiwani, Jind, Narnaul, Sirsa & Faridabad. 2 Private



Teacher Training Centres with seating capacity of 40 trainees each and 232 Private Industrial Training Institutes having seating capacity of 38,832 trainee seats are also functioning. No tuition fee is charged from women trainees in Govt. Institutions.

**5.71** To make the training relevant and accountable to users, 60 Govt. ITI's have been adopted by 30 Industry Partner's for up-gradation. 72 Societies have been constituted covering 78 Govt. ITI's to provide them functional, financial and managerial autonomy.

**5.72** Under 'Skill Development Initiative' (SDI) scheme of DGT, Govt. of India through Modular Employable Skills (MES), 233 Vocational Training Providers (VTPs) have been registered to impart

training to school drop-outs in various Sectors/Modules. 62,549 candidates have undergone training under this scheme till date.

**5.73** Govt. of India has approved setting up Institutes for Training of Trainers (ITOT) at Rohtak under World Bank assisted VTIP to conduct courses under Semester pattern of Craftsman Instructors Training scheme (CITS) in 2013. Govt. ITOT, Rohtak has started functioning and admissions have been made in the institute in August, 2015 in 3 trades. The seating capacity of the institute 120+120=240 i.e. 120 each Semester. It is further informed that all the funds provided by World Bank for ITOT have been utilized fully and now the Institute is running under State Scheme.

---

## **ELECTRONICS AND INFORMATION TECHNOLOGY**

**5.74** Department of Electronics & Information Technology, Government of Haryana is taking huge strides in rolling out IT initiatives in line with the vision of Digital India and its pillars. Some programs have already been rolled out while others are at various stages of its execution. It is envisaged to realize the vision of easy access to services at a nominal cost thereby increasing transparency and efficiency in Government and improving service levels. Massive publicity campaigns are envisaged in order to increase awareness of the services rolled out by the Government.

### **The Key Division of Haryana Electronics & Information Technology Department:**

**5.75** Haryana IT Society: Primarily formulated for e-Governance facilitation in the State, Haryana IT Society is an

instrumental in organization of workshops and seminars, ICT Infrastructure, ICT training of staff and software development activities. State also established District IT Society in each District for taking up these initiatives at District level.

**5.76** Haryana Knowledge Corporation Ltd. (HKCL): HKCL has been setup in 2013 to create new paradigm in education and development through universalization and integration of Information Technology in teaching, learning and educational management processes. More than 250 Authorised Learning Centres have been set up for HKCL.

**5.77** HARTRON: Haryana State Electronics Development Corporation (HARTRON) is the nodal agency for promoting Electronics and IT Industry in the State. It provides support to departments in showcasing IT Roadmap, procurement of IT software and hardware and also acts as a backbone of ICT infrastructure with SWAN and SDC.

Pioneer in the preparation of elector's voter I-cards and voter's lists with photographs of the elector.

**5.78** NIC: National Informatics Centre is a premier organization of Govt. of India, providing e-Governance ICT Infrastructure, Applications and services to Govt. Departments /Organizations and common men. NIC's role has become very crucial in the implementation of the State level ICT enabled Initiatives. One of the major responsibilities of NIC is to provide strategic control on ICT applications on behalf of State Govt. Managing 1,659 nodes to provide network services in Haryana Civil Secretariat and New Secretariat. More than 3.5 lakh users access NIC Portals every day for information and services in the State.

### **5.79 Development & Non-Development Activities**

- i) Development Activities:
- (1) Development of e-Governance initiatives for the benefit of the citizens, transparency, etc. in the working of various State, (2) Laying of a robust innovation ecosystem in the State to attract startup to set up their venture in the State, (3) Providing Wi-Fi services at the village level as well as Public Wi-Fi Hot Spots at places of Tourist & Cultural Importance in the State.
- ii) e-Governance initiatives like CM Window, CM e-Dashboard, e-District, Integrated Finance Management System, UMANG, Social Security Pension Scheme through DBT, Computerization of targeted Public Distribution System.
- iii) Innovation ecosystem namely Nasscom Warehouse, Mobile Applications Development Centre and Centre of Excellence for Internet of Things at Haryana Multi Skill Development Centre.

iv) Wi-Fi has been provided by CSS-SPV at 109 Gram Panchyats in the State. 100 villages of Gurugram and Mewat districts have been adopted by the Hon'ble President, Govt. of India under SMARTGRAM initiative. Public Wi-Fi Hot Spots have been provided at 37 locations in 11 Districts (Panchkula, Jind, Ambala, Rohtak, Rewari, Panipat, Jhajjar, Kurukshetra, Bhiwani, Faridabad, Yamuna Nagar) as well as Chandigarh.

v) Non-Development Activities:

(1) Organizing various workshops, seminars, Summits, etc in the State to make the public aware of various initiatives being undertaken by the State for the benefit of the citizens at large as well as to attract investment, (2) Capacity Building by way of imparting various sector specific skill trainings.

vi) Digital Haryana Summit on 15<sup>th</sup> September, 2017 at Gurugram:

✓ Four sector specific policies namely (1) IT & ESDM Policy, 2017, (2) Entrepreneur & Start up Policy, 2017, (3) Communication & Connectivity Infrastructure Policy, 2017 and (4) Cyber Security Policy, 2017 launched by the State to create an ecosystem to put Haryana on the path of digital revolution.

✓ Remote Inauguration of Start up Warehouse, Mobile App Development Centre, Centre of Excellence for IoT.

✓ Launch of SARAL (Simple, All Inclusive, Real Time, Action Oriented, Long Lasting) portal and HARPETH App by Hon'ble Chief Minister.

✓ Signing of MoU with (1) United Nations for setting up a United Nations Technology Innovation Lab to promote women entrepreneur-ship in the State, support State Govt. For Big Data/ Aadhaar Card expansion project using

the sophisticated Technology, (2) National Remote Sensing for Geo governance to build capacity of the State Govt. To deliver services effectively using geo reference and (3) CSC-SPV for setting up of CSC-SPV Academy.

vii) Good Governance Day on 25th December, 2017.

✓ More than 100 services of 12 Departments launched on SARAL Platform.

✓ 5 e-disha Kendra's revamped for state of the art infrastructure for citizen facilitation.

✓ Forest Dept. Application for automatic NOC of Blocked forest area launched for 2 districts – Bhiwani & Hisar.

✓ Swachh Mobile Application launched in 35 cities in line with the vision of "SWACHH BHARAT".

✓ DCs e-Dashboard (DARPAN) launched for real time monitoring of governance projects by DC's.

✓ Digital Visitor Register for Hotel Industry in collaboration with OYO Rooms – provides request based real time sharing of visitor data to Police Officials.

✓ Mobile VC Platform launched for anywhere – anytime VC for senior officials.

viii) Capacity Building: Specialized Appreciation Course in Computers for officials of Haryana Government, Boards and Corporations is being imparted and till date, more than 90,000 candidates have been trained by Hartron and more than 36,000 Govt. Employees have been trained by IT Department. Apart from this, Skill training for Persons with Disability, ESDM sector, Solar PV installation & maintenance, IT/BPO field, training for VLEs, training under NDLM, PMGDISHA is also being undertaken.

## **5.80 Physical Achievements 2016-17**

i) State Data Centre (SDC) is being used by 50 departments having more than 50 applications. Cloud enabled infrastructure was serving 25 departments.

ii) Common Service Centres (CSCs) have been established and more than 4.5 lakh transactions have been done from approx 2,000 CSCs.

iii) E-District Project has been implemented in the State and more than 100 services are being delivered in addition to B2C and G2C e-Services of Govt. of India.

iv) Under National Optical Fibre Network (NOFN), OFC have been laid in about 6000 Gram Panchayats and 3500+ ducts was laid.

v) HRMS (Human Resource Management System) have started and implemented in the various departments.

vi) Skill Development Programmes has been conducted in which 3,500+ candidates were trained in IT/ITes, Electronics, Telecom Sector only.

vii) Seminars were organised and State ensured regular participation in Pravasi Bhartiya Divas, India International Trade Fair, Gita Jayanti Samaroh in addition to contributions in various National Summit/Events as State Partner.

viii) Innovation Campus at Gurugram: MOU signed with NASSCOM and Layout Plan Drafted for the creation of start-up Warehouse/Innovation Campus at Gurugram.

ix) Centre of Excellence on Internet of Things: Initiative taken with DOT GoI for setting up of Centre of Excellence for Internet of Things.

x) Digital Locker Integration: 16 e-Services of e-District have been integrated with the Digi Locker and any citizen can

PULL the documents by signing in his/ her digital locker.

xi) RAS “Rapid Assessment System” - Integration Discussion was initiated to integrate with 16 e -District Services which are certificate based and are voluminous in nature.

### **Physical Achievements 2017-18**

**5.81** State Data Centre (SDC): 75 applications of various departments/ organizations and e-District projects have been hosted on Data Centre.

**5.82** National Optical Fiber Network (NOFN)/Bharat Net: Till date, Optical Fiber Cable (OFC) laying is completed in 5,803 Gram Panchayats, end to end testing has been completed in 5,637 Gram Panchayats and 3,407 Gram Panchayats are LIT active. Wi-Fi equipment has been installed at 109 Gram Panchayats/Schools. 100 villages have been adopted by Hon’ble President, Govt. of India under the SMARTGRAM initiative. There is plan to establish Wi-Fi connectivity in 350 villages during the year 2017-18.

**5.83** Atal Seva Kendras: (ASKs): A total of 11,986 ASKs (8,204 in rural areas and 3,782 in urban areas) have been registered in the State. A total of 6,623 Atal Seva Kendras are transacting in the State.

**5.84** Aadhaar Enrolment: Aadhaar saturation in the State is 103 percent based on the population 2015. State is at 2<sup>nd</sup> rank in the country. Special Aadhaar enrolment campaign through mobile vans was carried out for old aged, infirm bed-ridden residents. 400 Tablets for Aadhaar enrolment for 0-5 age group have been purchased and 500 Aadhaar enrolment kits for 5-18 age group are being purchased to ensure 100 percent coverage of children. In the 0-5 age group the

Aadhaar enrolment is 78 percent. Currently, Haryana is at number 1<sup>st</sup> rank in Aadhaar coverage of children below age of 5 years.

**5.85** E-District Projects: At present, a total of 170 State Government to Citizen (G2C) e-Services pertaining to 24 departments are being provided through more than 6,623 transacting ASKs and 135 e-Disha Kendras across the State. In addition, 99 Business to Citizen (B2C) services and 12 G2C Services of Govt. of India are also being provided.

**5.86** Specialized Labs: Under the skill up gradation programme for more jobs placement opportunities, there is a plan to set up at least four specialized labs in the field of Fiber Optics, Robotics, IOT (Internet of Things) in the State under Electronics System Design and Manufacturing (ESDM) Scheme.

**5.87** Electronics & ICT Academy: There is a plan to set up an Electronics & ICT Academy in the State at NIT, Kurukshetra to improve the skill of faculties working in Colleges and Technical Institutions of Haryana. Director NIT, Kurukshetra will prepare a detailed proposal in this regard for onward submission to Govt. of India for their approval.

**5.88** Start-up Warehouse: The State Govt. is in the process of setting up of innovation campus at Gurugram in collaboration with NASSCOM for Young Enterprising Entrepreneurs.

**5.89** Creation of Incubation Centres in 7 Universities: Seven incubator centres are proposed to be set up at the cost of ₹ 30 lakh each in 7 Universities of the State.

**5.90** Mobile Application Development Centre: With IAMAI (Internet and Mobile Association of

India) a Mobile Development Centre including Skill Training Centre is being setup.

**5.91** IT Cadre: The State is giving great emphasis on promotion of e-Governance projects and IT Applications in the Government offices/ Boards/ Corporations/ Institutions to bring about efficiency, transparency in the delivery of public services. In view of this, it has been proposed to create an IT Cadre in the State for smooth implementation and sustenance of e-Governance Initiatives in the State.

**5.92** Policy: Following for sector specific policies have been formulated which were launched and duly notified to create an ecosystem to put Haryana on the path of digital revolution-

- IT & ESDM Policy 2017: Which provided several incentives for IT/ITeS/BPO/ESDM units and the policy aims at creating an investment friendly environment, provides speedy clearances, enhances development of a reliable infrastructure thereby aims at attracting investment in the State
- Entrepreneur & Start up Policy, 2017: Aims at creating a strong and sustainable start up ecosystem so as to encourage youth to take entrepreneurship and make it a growth driver.
- Communication & Connectivity Infrastructure Policy, 2017: The existing Communication & Connectivity Infrastructure Policy has been revised to make it more investor friendly.
- Cyber Security Policy, 2017.

**5.93** UMANG Haryana has already launched 10 services of Revenue and Disaster Management and 12 services of Health Department, 6 services of Home Department, 4 services of Horticulture Department, 18 services of Industries and Commerce Department, 8 services of

Public Health Engineering Department, 21 services of Revenue Department, 9 services of Social Justice and Empowerment Department, 15 services of Urban Local Bodies Department and 4 services of Uttar Haryana Bijli Vitran Nigam Department.

**5.94** e-office project (Rollout in Haryana): E-office has been rolled out in Hartron and Secretariat of Information Technology. e-Leave and e-Tour has been launched on pilot basis for Chief Secretary and 38 Additional Chief Secretary of Haryana officers. It is planned to rollout e-Leave and e-Tour of all the IAS officers. Next year, few additional bigger depts. shall be taken up for rolling out e-office.

**5.95** Wi-Fi Hot Spot project (Rollout in Haryana): 37 locations in 11 Districts are being covered during the current year and the balance locations shall be covered in the next financial year.

**5.96** Centre of Excellence for Internet of Things (CIOT): State Govt. is in the propose of setting up of Excellence for Internet of Things (CoE for IoT) at Gurugram.

**5.97** IT/ ITes Industry: In IT Sector, Haryana has done very well with the emergence of Gurugram as the third largest hub of IT Industry in the State after Bangalore and Hyderabad. The DLF Cyber City and Udyog Vihar, Gurugram today houses the 'who-is-who' of IT Industry in addition, a large amount of developed IT/ITes space is in the offing through the following projects:

i) Out of total 28 numbers of approved SEZs in IT/ITes Sector till date, six SEZs are functioning and remaining is in the process of development.

ii) Till date, a total of 49 licenses granted for establishment of IT/ITes Parks over an area of about 603.99 acres

of land and project investment of more than ₹ 12,000 crore. The latest status of

**Table 5.4- Status of IT/ITEs Parks in State.**

Sr. No.	Name of City	No. of project	Area (in acres)	Nos. of zoning plan	Status of building plan	Status of occupation/ completion
1.	Gurugram	42	542.20	36 (Zoning plan approved) 6 (under process)	26 (Building plan approved) 16 (under process)	11 OC granted 31 under process
2.	Faridabad	7	61.79	7	5 (Building Plan approved) 2 (under process)	3 OC granted 4 under process

Source: Electronics & Information Technology Department, Haryana.

iii) Besides this, HSIIDC has also developed infrastructure for Technology Park/ Electronics Hardware Technology Park to promote IT Sector as four

the IT/ITEs Parks is given in following **Table 5.4.**

locations i.e. Panchkula, IMT Manesar, Kundli and Rai in Sonapat in Haryana. Details of which are given in following **Table 5.5.**

**Table 5.5- HSIIDC Infrastructure for TP/EHTPs in State.**

Sr. No.	Information Technology/Hardware Park /Year of Establishment	Total Area (in acres)	Total No. of Plots	Area under Plots (in acres)	Total cost of Developed Land (₹ in crore)	Investment likely to be Catalysed (₹ in crore)
1	Technology Park, Sector 22, Panchkula	72.87	27	38.37	97.80	1199
2	Technology Park, IMT Manesar,	141.80	11	104.00	132.47	3336
3	Electronic Hardware Technology Park, Phase-V, Kundli, Sonapat.	98.00	233	74.00	59.42	600
4	Technology Park, Phase-1, Rai, Sonapat.	56.00	2	50.00	23.51	561

Source: Electronics & Information Technology Department, Haryana.

**5.98 Electronics System Design and Manufacturing (ESDM) Sector:** Haryana is one of the fast growing markets of Electronics in the Country. There is potential to develop the Electronics System Design and Manufacturing (ESDM) Sector to meet over demotic

demand as well to use the capabilities so created to successful ESDM Product from the Haryana. HARTRON has been declared as State Level Implementing Agency for Skill Development in Electronics System Design and Manufacturing for Digital India, which

would need to be identified and nominated to co-ordinate the training activities and to act as a single point of contact. State has also constituted a State Level Award Committee (SLAC) for ESDM under the Chairmanship of Administrator, IT. The role of this committee is to invite applications from eligible Organization/entities and after proper screening send the same to National Level Award Committee constituted by Government of India.

- To aid the growth of the Electronics Systems Design and Manufacturing (ESDM) sector, help development of entrepreneurial ecosystem, drive innovation and catalyze the economic growth of the region by increasing employment opportunities and tax revenues, the Government of India has notified the Modified Special Incentive Package Scheme (M-SIPS) in the Electronics Systems Design and Manufacturing (ESDM) Sector under Brownfield Clusters. Industries being set up in Brownfield clusters would be eligible for reimbursement of excise/ counter veiling duty on capital equipment and reimbursement of central taxes and duties.

- The incentives are available for investments made in the project within a period of 10 years from the date of approval. The area of District Gurugram, Tehsil Bawal, Dharuhera Sub Tehsil, District Rewari, District Panchkula (Including Barwala Block and other Ind. Area), Districts Faridabad, Palwal, Ambala, Yamuna Nagar, Jhajjar and Sonapat (All industrial areas including Kundli and Rai area approved by the State Government or its local authority) have been notified by Government of India.

#### **Software Technology Parks of India**

**5.99** Looking at the present scenario of growth of IT and IT Enabled Services Industries in the State, the department is setting up STPI Centre at Gurugram.

The Govt. is also in the process of setting up a new STPI Centre at Panchkula for catering to the requirements of the IT industry in this area. The process of signing of MoU has been initiated during the year and is at the advanced stage of its finalization. Entire cost of the land has already been paid to HSIIDC.

**5.100 Software Export:** During the year 2016-17, Electronics & IT Export are estimated to be about USD\$ 116.01 Billion from India and Haryana's share is estimated to be 6.2 percent which works out to be USD\$ 7.2 Billion.

**5.101 Employment in IT Sector:** The State currently accounts for 6.8 percent of employment in the IT Sector throughout the country. About 2 lakh persons are working in IT/ITEs Sector.

**5.102 Award in e-Governance Applications:** Since November, 2014 the State has won a total of 48 Awards for its various e-Governance Projects and Digital India Initiatives. Out of which 21 Awards/ Accolades/ Appreciations/ Recognition of Services received during the year 2016-17. Besides above, State has won 31 Awards during the year 2017-18.

#### **5.103 National/International recognition of programme/activities of the department**

i) HALRIS: 1st State to integrate property registration, mutations and Jamabandi process using HARIS and HALRIS software.

ii) No.1 in Aadhaar Child Enrollment, among the top ranking States in Aadhaar Based Biometric Attendance System.

iii) No. 2 among States in E-district and labour registration service through Atal Seva Kedras (ASKs).

iv) 1<sup>st</sup> among States to implement e-TDS system for filing income tax return.

**Table 5.6 –Targets 2018-2019 and aligning them with SDG Vision Document 2030.**

Scheme/Project	Sustainable Development Goals (SDG)
Wi-fi Hotspots	SDG 9, Industry, Innovation and Infrastructure
Wi-fi Village	SDG 9, Industry, Innovation and Infrastructure
e-Sign	SDG 9, Industry, Innovation and Infrastructure
e –Office	SDG 9, Industry, Innovation and Infrastructure
Training to Citizen	SDG 4, Industry, Innovation and Infrastructure
Implementation of Cyber Security Policy 2017, IT and ESDM Policy 2017, Entrepreneur and Start up Policy 2017 and Communication & Connectivity Infrastructure Policy 2017	SDG 9, Industry, Innovation and Infrastructure
Tech HUB Gurugram	SDG 9, Industry, Innovation and Infrastructure
Technology labs	SDG 9, Industry, Innovation and Infrastructure
IOT	SDG 9, Industry, Innovation and Infrastructure
UNTIL	SDG 9, Industry, Innovation and Infrastructure
Set up of STPI IT Park	SDG 9, Industry, Innovation and Infrastructure

Source: Electronics & Information Technology Department, Haryana.

**Table 5.7- Capex on Infrastructure.**

Sr. No.	Description	Area/Floor sq.ft.	Amount Spent till date
1.	Nasscom Warehouse	10,000 at 1 <sup>st</sup> Floor of HMSDC, Gurugram	Till date an amount of ₹ 5.50 crore has been spent.
2.	Mobile App Development Centre	3,000 at ground Floor of HMSDC, Gurugram	
3.	Centre of Internet of Things	Collocated with Nasscom Warehouse	
4.	United Nations Technology Innovation Lab	3,300 at ground Floor of HMSDC, Gurugram	
5.	Specialized Lab for Fibre Optics	3500 renovation of workshop at HMSDC, Gurugram	
6.	Specialized Lab for 3 D Printing		
7.	Specialized Lab for Robotics		
8	Setting up of Call Centre for e-Governance Services.	—	—

Source: Electronics & Information Technology Department, Haryana.

## SCIENCE AND TECHNOLOGY

**5.104** The Department of Science and Technology since its inception in 1983 has been instrumental in promotion of science and technology in the State. It has two

agencies viz., Haryana State Council for Science and Technology and Haryana Space Application Centre, Hisar working under its aegis. The Department of Science



& Technology has taken a number of initiatives to promote the basic sciences in Haryana and to attract more meritorious students towards opting basic science subjects and make it as their career. The major schemes are as under:-

- **POSE scholarship scheme:** Under this scheme, the department is providing attractive scholarship of ₹ 4,000 per month for 3-year B.Sc./4-year B.Sc./5-year integrated M.Sc./M.S. to top 150 students and ₹ 6,000 per month for 2-year M.Sc. to top 50 students opting basic & natural sciences select on the basis of merit. This scheme was started from the year 2009-10 and till date 1,702 students have been granted scholarship about ₹ 1,794.97 lakh.

- **Haryana Science Talent Search Scheme:** Under this scheme, 1,000 scholarships are provided to the meritorious students i.e. 750 scholarships for the students of Haryana Board schools and 250 for CBSE/ICSE schools. Selection of students is made on the basis to NTSE (National Talent Search Examination) stage-1 examination for the students of 10<sup>th</sup> class by SCERT Gurugram. Scholarships of ₹ 1,500 per month are provided to the students of Science stream during 11<sup>th</sup> and 12<sup>th</sup> classes.

- **Fellowship Scheme for Ph.D Scholars:** The fellowship programme is based on National Eligibility Test conducted by CSIR twice in a year. An amount of ₹ 18,000 per month for the first two years and ₹ 21,000 per month for the third year onwards upto a maximum of five years with annual contingency grant of ₹ 20,000 is provided to the research students of sciences. The scheme was started from the year 2009-10. 128 students have been offered fellowships under this scheme till date.

**5.105** In order to popularize and disseminate knowledge in astronomy in the State, the department has set up a planetarium with a total cost of ₹ 6.50 crore at Kurukshetra in the memory of late astronaut Kalpana Chawla. During 2016-17, this Centre has been visited by about 1.42 lakh visitors and has earned revenue of ₹ 32.92 lakh. In the year 2017-18 (upto 31.12.2017), KCMP received more than 1,12,345 visitors and revenue generated during this period from sale of tickets is ₹ 25,27,760.

**5.106** The Centre has well equipped plant tissue culture laboratories and is engaged in the multiplication of elite germplasm of several crops through tissue culture. The Centre has also earned a name by multiplying elite germplasm of Alovera, Sarp Gandha, Stevia, Banana, Gladiolous, Bamboo, Eucalyptus, Chlorophytum, Dahlia, Potato, Jojoba, Strawberry, Mehendi, Sugarcane and other species through tissue culture. During the year 2017-18, CPB, Hisar is progressing in all areas of its activity. Presently, Phenotypic, Chemotypic and Genotypic Characterization and Multiplication of some medicinal plants projects are in progress. Moreover, a new research project entitled Production and demonstration of high quality planting material of some important plants through plant tissue culture (Strawberry, Banana and Sugarcane) has been sanctioned by Department of Agriculture and Farmers Welfare Haryana during the current financial year.

**5.107** Haryana Space Applications Centre (HARSAC) established as an autonomous body under Department of Science and Technology, Haryana, is involved in the mapping, monitoring and

management of natural resources, environment and infrastructure in the state. It has been notified as a nodal agency for all the activities related to remote sensing, Geographical Information System (GIS) and Global Positioning System (GPS) in the State. Till date, it has completed 180 projects and 35 projects are currently ongoing. Following are the major projects being currently implemented at HARSAC:- Forecasting agricultural output using Space, Agro-meteorology and Land Based Observation (FASAL).

1. Monitoring Crop Stubble Burning in Haryana.
2. Applications of Remote Sensing and GIS in Sericulture Development.
3. Monitoring and Evaluation of Integrated Watershed Development Programme (IWMP).
4. UAV based Geospatial mapping for property tax and infrastructure in Bhiwani.
5. Survey of unauthorized colonies in various towns of Haryana.
6. Geospatial work of MC Gurugram, Rohtak and Jind in their GIS Labs.

7. Land Use Land Cover Analysis in Haryana.
8. Empowering Panchayati Raj Institutions Spatially (EPRIS).
9. Development of Haryana Spatial Data Infrastructure (HSDI).
10. GIS Mapping of Schools in Haryana.
11. Establishment of GIS lab in Public Health Engineering Department (PHED) and Haryana State Pollution Control Board (HSPCB) for their Geospatial work.
12. Preparation of Wetland Atlas of Haryana.
13. Web based Digital Cadastral Database for Ease of Doing Business (EODB).
14. Delineation & Harmonization of Administrative Boundaries.
15. GIS mapping of Archeological Sites.
16. One year Geospatial Assistant Training Programme at Karnal, Gurugram and Panchkula ITI's.
17. Training and Capacity Building Programmes on Geospatial Technology & its Applications.
18. M.Tech.(Geo-informatics) Programme in collaboration with G.J.U.S&T.

---

### **Haryana Institute of Public Administration**

**5.108** Haryana Institute of Public administration has been set up by the Government of Haryana as a multi disciplinary apex Training Institute to organize and impart in-service Training to new entrants of the all India Services, Haryana Civil Services, Group I & II officers and also ministerial staff of the State Government and various Boards/Corporations to improve their capabilities to plan and effectively implement the various development programmes and schemes to render expeditious services to the people. HIPA organises specialised as

well as generic training programmes for Class-I and Class-II officers of the State as well as the Central Government. These training programmes include service-entry training in the form of foundation courses as well as in-service training programmes of short and long term duration. The Institute has organized training courses in various disciplines such as Public Administration, Behavioural Sciences, Rural Development, Economic and Development Planning, Financial Management, Sociology, Computer Sciences, Law and Revenue Training, etc. the detail of which is given in **Table 5.8**.

**Table 5.8 Details of Courses Conducted by HIPA from April, 2017 to Dec., 2017.**

<b>Training Institute</b>	<b>No. of courses conducted</b>	<b>No. of trainees</b>	<b>No. of training days consumed</b>
HIPA	149	4701	17228
Excise and Taxation School	10	207	1078
DTC, Gurugram	6	148	664
DTC, Panchkula	35	1030	3336
DTC, Hisar	27	634	2551
DTC, Rohtak	18	566	2800
<b>Total</b>	<b>245</b>	<b>7286</b>	<b>27657</b>

Source: HIPA, Haryana.

\*\*\*

## HEALTH AND WOMEN & CHILD DEVELOPMENT

---

*Government of Haryana is committed to provide quality health care to its all citizens. The Health Department has been constantly upgrading itself in terms of infrastructure, human resources, equipments, drugs etc. Health Department in the State is responding to the health needs of all categories of its populace including infants, children, adolescents, mothers, eligible couples and the elderly in addition to the sick and trauma victims. Also, there is a constant endeavour to keep communicable and non-communicable diseases in check and to have strong systems of recording, reporting and planning.*

### Health Infrastructure

**6.2** The State Govt. is committed to provide quality healthcare services to all citizens of the State. At present, the health services are being provided through a network of 60 Hospitals, 124 Community Health Centres, 500 Primary Health Centres and 2,630 Sub-Health Centres. In addition to this, there are 8 Trauma Centres, 3 burn units and 64 urban Dispensaries/Polyclinics. There is a constant endeavour to keep communicable and non-communicable diseases at check and to have strong and robust systems of recording, reporting and planning. For the financial year 2017-18, the budget estimates of the Health Department has been ₹ 2,007.52 crore.

**6.3** Budget provision of ₹ 150 crore has been made under construction of various health institutions during financial year 2017-18. Administrative approval has been issued for the construction of 3 Sub-Divisional Civil Hospitals,

12 CHCs, 29 PHCs and 12 Sub-Health Centres.

### Mukhya Mantri Muft Ilaj Yojana

**6.4** Under Mukhya Mantri Muft Ilaj Yojana, 7 types of services, namely surgeries, laboratory tests, diagnostics (X-rays, ECG, and Ultrasound services), OPD/ indoor services, medicines, referral transport and dental treatment are being provided free under this scheme. In addition to this, during the current financial year, some services like haemodialysis are also free for 7 categories of patients e.g. BPL patients, patients belonging to Scheduled Castes (SC) category, residents of urban slums, patients receiving handicap allowance, Haryana Govt. employees & pensioners and their dependents, unattended road side accident victims and poor patients who do not belong to any of the above categories and Cath Lab services are free for BPL, SC and Arogya Kosh patients. During the

last financial year, the services provided by the department under PPP mode have been included. During financial year 2016-17, ₹ 23.64 crore were spent. During the current financial year 2017-18, as per trends, it is estimated that ₹ 32 crore will be the expenditure.

### **Public Private Partnership**

**6.5** Under Public Private Partnership mode, Govt. is providing CT Scan, MRI, Haemodialysis and Cath Lab services to the people. CT scan services are available in 11 district Civil Hospitals (Bhiwani, Faridabad, Panchkula, Gurugram, Kaithal, Kurukshetra, Sonipat, Yamunanagar, Palwal, Jind and Sirsa) are being extended to 5 more Civil Hospitals (Hisar, Panipat, Rohtak, Ambala City and Ambala Cantt.). MRI services are available in 4 district Civil Hospitals (Panchkula, Faridabad, Gurugram and Bhiwani) and under process in Civil Hospital Ambala Cantt. Haemodialysis services are operational in 7 Civil Hospitals (Panchkula, Gurugram, Jind, Faridabad, Sirsa, Hisar and Ambala Cantt.) and will soon be made operational in the other remaining district Civil Hospitals. Cardiology services, i.e. CATH Lab and Cardiac care units and services like Angiography, Angioplasty and 20 bedded Cardiac Care Units shall be established at Civil Hospital of Ambala Cantt, Panchkula, Faridabad and Gurugram. These services have already been started in district Civil Hospital Panchkula and Civil Hospital Ambala Cantt.

### **Limited Cashless Medical Services Scheme**

**6.6** A Limited Cashless Medical Services Scheme for Govt. employees and pensioners was started on 30<sup>th</sup> November, 2017. This Limited Cashless Medical Facility is currently applicable only for

6 life threatening conditions namely; cardiac emergencies, accidents, 3<sup>rd</sup> and 4<sup>th</sup> stage cancer, coma, brain haemorrhage and electrocution. Any employee/ pensioner of the Govt. will be able to avail cashless medical facility up to ₹ 5 lakh per admission.

**6.7** In the financial year 2017-18, the total budget allotted for the purchase of medicines was ₹ 80 crore, and a total of ₹ 45 crore was allotted for purchase of machinery and equipments.

**6.8** The State recorded 90.4 percent institutional deliveries and only 9.6 percent non-institutional deliveries up to December, 2017. On the basis of birth registration, sex ratio at birth from January to December, 2017 was calculated as 914. The sex ratio at birth for the month of December was 930 which indicates an upwards trend.

**6.9** In a redoubled effort to curb illegal sex determination, 35 Ultrasound Centres carrying out illegal sex determination were sealed by the department during April to December, 2017 under the PNDT Act. 40 court cases were launched against erring medical practitioners and 50 FIRs have been registered. These efforts have contributed in increasing the sex ratio of Haryana.

### **Digitalization of records is being done in all the District Civil Hospitals through “e-Upchaar”**

**6.10** This system has been completely implemented in 17 Civil Hospitals as well as 2 Medical Colleges (Shaheed Hassan Khan Mewat Govt. Medical College, Nallhar, and BPS Medical College for Women, Khanpur Kalan, Sonipat), 1 AYUSH Hospital (Shri Krishna Govt. Ayurvedic College & Hospital, Kurukshetra) as well as in CHC Raipur Rani and PHC Barwala. It has been

partially implemented in PGIMS, Rohtak and Civil Hospital Ambala Cantt. The implementation work of 26 other facilities is in process.

### **Hospital Management Information System**

**6.11** Under the facility based reporting (all health facilities including sub-centres) has been implemented in Haryana. 100 percent facilities are reporting in HMIS on monthly basis and GIS (Geographical Information System) has been integrated and implemented with HMIS Portal.

### **Non-Communicable Diseases**

**6.12** The Health Department is also giving full attention to non-communicable diseases (NCD). A State NCD Cell has been established in the office of DGHS, Haryana. In the financial year 2017-18, more than 5 lakh patients attended the NCD clinics at district Civil Hospitals of Ambala, Faridabad, Gurugram, Hisar, Jind, Karnal, Kurukshetra, Mewat, Narnaul, Panchkula, Sirsa, Sonipat and Yamuna Nagar. More than 33,000 patients were put on treatment for diabetes and more than 51,000 patients were put on treatment for hypertension in these districts from April to December, 2017. Population Based Screening (PBS) is proposed to be initiated in 5 districts for common NCDs (Diabetes, Hypertension, Breast, Cervical & Oral Cancer) which include Ambala, Gurugram, Panchkula, Sirsa & Yamuna Nagar. Under this, population above 30 years of age will be screened for common NCDs (Diabetes, Hypertension, Cancer- breast, Cervix, Oral Cavity).

### **Quality Assurance**

**6.13** Implementation of Quality Assurance programme is being led by Haryana State Health Resource Centre

through State Quality Assurance Unit at the headquarter and District Quality Assurance Units at districts. 11 facilities have been nationally certified as per the National Quality Assurance Standards (NQAS). These facilities are CH Panchkula, CH Gurugram, CH Faridabad, CH Rohtak, PHC Panjokhara (Ambala), PHC Boh (Ambala), PHC Saha (Ambala), PHC Pinjore (Panchkula), PHC Kot (Panchkula), PHC Barwala (Panchkula), PHC Murthal (Sonipat). 4 PHCs i.e. PHC Pinjore (Panchkula), PHC Bhadson (Karnal), PHC Bhagal (Kaithal) and PHC Mohna (Faridabad) have been accredited by National Accreditation Board of Hospitals and Healthcare Providers (NABH).

### **Kayakalp Programme**

**6.14** Kayakalp Programme, a national initiative under the 'Swachh Bharat Abhiyan' is also being implemented by HSHRC. Based on the external assessment, the facilities scoring highest are incentivised and given cash awards. In the financial year 2017-18, total of 323 facilities were selected under Kayakalp initiative (District Hospitals- 20, SDH-21, CHC-77 and PHCs-205). Following facilities were given awards based on the assessment:

- PHCs-13 PHCs achieved 1<sup>st</sup> rank and 25 PHCs given commendation award.
- CHC-CHC Raipurani achieved 1<sup>st</sup> rank and commendation award given to 3 CHCs.
- SDH- SDH Ballabgarh received commendation award.
- DH-5 DH received commenda-tion awards.

### **Trainings**

**6.15** Trainings for medical and paramedical staff are being conducted at State Institute of Health and Family Welfare, Panchkula. New initiatives that

have been undertaken in the field of trainings include Certificate Course in Evidence Based Diabetes Management, Accident and Emergency Care Services training, mid-career training of senior medical officers/senior staff nurses and American Heart Association certified course in Basic Life Support and Advanced Cardiac Life Support provider courses.

#### **Appointment of new Doctors**

**6.16** In the year 2017, 555 candidates for the post of Medical Officer were issued appointment letters.

#### **National Health Mission**

**6.17** Under the National Health Mission, the budget sanctioned by the Govt. of India in the financial year 2016-17 was ₹ 498.27 crore and in 2017-18, it was increased to ₹ 593.80 crore (tentative up to December, 2017). The following initiatives have been taken which are as under:-

- **Maternal Health**

High Risk Pregnancy Management Policy devised and implemented by NHM, Haryana has been appreciated by NITI Aayog and Union Ministry of Health & Family Welfare and had been selected as best practice for presentation in conference of 115 backward districts organized by NITI Aayog on 4<sup>th</sup> and 5<sup>th</sup> January, 2018 under the Chairmanship of Hon'ble Prime Minister of India. Haryana is the first State in the country to devise and implement an innovative web application named as "High Risk Pregnancy Portal" for capturing 100 percent name based high risk pregnant cases identify.

- **Child Health and Immunization**

As per Sample Registration System (SRS -2017), Haryana has brought down its under 5 mortality from 43 to 37 per thousand live births which is a 6 points dip. Haryana has also brought down its Infant Mortality Rate by 3 points from 36 to 33 per thousand live births as well as neonatal mortality rate from 24 to 22 per thousand live births.

- **Deen Dayal Navajet Shishu Suraksha Yojana**

State has also planned to provide the Mothers and Newborn Care Kit to all mothers delivering in public health care institutions under the Deen Dayal Navajet Shishu Suraksha Yojana.

- **Rashtriya Bal Swasthya Karyakram**

Rashtriya Bal Swasthya Karyakram is a child health screening and early intervention services program for providing comprehensive care to all children from birth to 18 years of age in order to improve the overall quality of life of children through early detection and management of 4Ds namely; Defects at birth, Diseases, Deficiencies and Developmental delays including disability. The program includes 2 major components i.e. screening and referral and management. About 21 lakh children have been screened in from April to December, 2017. 2.5 lakh children were confirmed to have health related problems out of which 2.1 lakh children availed treatment. Financial aid of ₹ 278.9 lakh was sanctioned to 260 children in the financial year 2017-18 from April to September, 2017 for tertiary level treatment.

---

#### **AYUSH**

**6.18** The Ayurveda, Yoga and Naturopathy, Unani, Siddha and

Homeopathy (AYUSH) System of Medicine have age old acceptance among various communities in India. They are

time tested and validated by thousands of years of use during which they have played role in prevention and mitigation of diseases. AYUSH System of Medicine has important role in the prevention and management of many life style related chronic ailments where modern medicines are not so successful. With the increase in the number of life style disorders, there has been a resurgence of interest in the AYUSH System of medicine both globally and within the country.

**6.19** AYUSH Department, Haryana is providing medical relief, medical education and health awareness through AYUSH to the masses particularly in the rural areas of Haryana State. For this purpose 4 Ayurvedic Hospitals, 1 Unani Hospital, 6 Ayurvedic Prathmic Swasthya Kendras, 459 Ayurvedic Dispensaries, 18 Unani Dispensaries, 20 Homoeopathic Dispensaries and 1 Institute of Indian Systems of Medicine and Research, (IISM&R), Panchkula. Besides this, 1 Panchkarma Centre, 33 AYUSH Dispensaries (29 Ayurvedic, 2 Unani & 2 Homoeopathic) including 3 Specialty

Clinics of AYUSH (Gurugram, Hisar, Ambala) & 1 Specialized Therapy Centre (Jind) have been relocated and upgraded as AYUSH Wing in 2009-10, 21 AYUSH Wings at District Hospitals & 96 AYUSH IPD (Polyclinic) at CHCs, 109 AYUSH OPD at PHCs are providing medical relief to the masses and also participation in National Health Programme in Haryana State. Most of the AYUSH institutions are functioning in the rural and remote areas.

**6.20** The department is providing medical education in Haryana through Shri Krishna Govt. Ayurvedic College, Kurukshetra. 10 Ayurvedic and 1 Homeopathic Colleges are also running by private managements in private sector.

**6.21** An expenditure of ₹ 35.33 crore under plan schemes and ₹ 101.22 crore under non-plan schemes has been incurred by AYUSH Department during the year 2016-17. During 2017-18, ₹ 96.40 crore under plan (Non Recurring/Plan) schemes and ₹ 117.30 crore under plan (Recurring/Non-plan) schemes has been approved for AYUSH Department.

---

## **ESI HEALTH CARE**

**6.22** ESI Health Care is providing comprehensive medical services and facilities under Employees State Insurance Act, 1948 to 24.77 lakh Insured Persons (IPs) and their dependent members through 7 ESI Hospitals (4 ESI State Hospitals + 3 ESI Corporation Hospitals) and 79 ESI Dispensaries including 3 Ayurvedic Units & 1 Mobile Dispensary all over the State. State Govt. provides primary and secondary care to IPs and their dependents. Tertiary care (Super Specialty Treatment) is also being provided by ESI Health Care through

private hospitals (empanelled by Employees State Insurance Corporation).

### **6.23 Major Achievements for the year 2017-18:-**

1. ESI scheme has been fully implemented in whole of the State w.e.f. 1.7.2017.

2. Two Private/Charitable Hospitals have been empanelled to provide secondary health care/medical facilities to IPs and their dependents of Ambala region at C.G.H.S. rates on cashless basis from 8.9.2015 to 7.9.2017 and after that extension has been given to Rotary



Ambala Cancer & General Hospital, Ambala Cantt. upto 7.9.2018.

3. Sanction has been granted by the Govt. regarding upgradation of one Doctor ESI Dispensary, Bawal (Rewari) to 5 Doctors ESI Dispensary.
4. Sanction has been granted by the Govt. to open 2 Doctors new ESI Dispensary at Mahendargarh.
5. Sanction has been granted by the Govt. for providing primary health services to IPs and their dependents through Insured Medical Practitioner (IMP) system and soon it is going to be started in newly implemented areas of the State.
6. Govt. has sanctioned 14 posts of Laboratory Technicians in ESI Dispensaries.
7. Sanction has been granted by the Govt. regarding opening of 100 bedded ESI Hospital at Bahadurgarh (Jhajjar).
8. Sanction has been granted by the Govt. regarding creation of total 3 posts of Physiotherapist, one each in ESI Hospital Sector-8, Faridabad, Jagadhari and Panipat.

---

## **MEDICAL EDUCATION & RESEARCH**

**6.25** To give greater impetus to Medical Education and Research in the State, a separate Directorate of Medical Education and Research had been carved out of the Health Services on 8<sup>th</sup> January, 2009. Subsequently, a separate Department of Medical Education and Research was established vide Govt. Notification dated 4<sup>th</sup> September, 2014. The main functions of this department are as under:-

1. Regulate all Schools, Colleges and Universities in Govt., Semi Govt., Autonomous and Private sector relating to Health and Medical Education.

## **6.24 Projects/Programmes for the year 2017-18:-**

1. Opening of 150 bedded ESI Hospital at Bawal.
2. Opening of 12 new ESI Dispensaries in newly implemented areas.
3. Upgradation of 50 bedded ESI Hospital Sector-8, Faridabad, 75 bedded ESI Hospital, Panipat and 80 bedded ESI Hospital, Jagadhari to 100 bedded ESI Hospital.
4. ESIC, New Delhi has completed survey in the State for full implementation of ESI scheme in whole of the State by IMP System etc. to provide medical facilities soon to Insured Persons and their dependants.
5. Upgradation of 10 ESI Dispensaries located in ESIC buildings to 6 bedded Hospitals.
6. Upgradation of 3 ESI Dispensaries located in ESIC building to 30 bedded Hospitals.
7. Upgradation of 1 Doctor ESI Dispensary Sampla (Rohtak) to 5 Doctors ESI Dispensary.

---

2. Formulation of policies for ensuring quality Medical Education. Medical Education means education in the field of Medical, Dental, Allopathic, Homoeopathic, Ayurvedic, Nursing, Pharmaceutical, Physiotherapy, Para-Medical, Para-Dental, Para-Clinical and Hospital Administration etc.

3. Administration and control of all Govt. schools, colleges, universities relating to Health and Medical Education.
4. Regulation of admissions, fee matter and examination in Private and Govt., Semi Govt. and Govt. Aided and Autonomous Institutions relating to Health and Medical Education functioning in Haryana.

5. Arranging funds for development of Medical Education and Research and encouraging investment through Public Private Partnership.
6. Mobilization of funds from Govt. of India/donor agencies etc.
7. Mapping of Human Research needs in Medical Education Sector and planning of Human Resources Development according to the needs of the State.
8. Initiating new schemes for promoting welfare of students and faculty in Medical Education and Research.
9. Regulation and standardization of Medical Education. Designing of syllabus, duration of various courses and introduction of new subjects, allocation of seats in various courses in different institutions.
10. Regulating/formulating policies regarding opening, running and closing and affiliation of Medical Education Institutions.
11. Issuing/renewal/cancellation of LOI, NOC or Essentiality Certificate regarding establishment of Medical Education Institutions under Central Govt./ State Govt./ SemiGovt./ Autonomous Organizations and in Private Sector.
12. To ensure that all Medical, Para-Medical, Dental, Para-Dental, Nursing Institutions/Universities in the State affiliated to any authorized affiliating Agency within the State or out of the State, take NOC from the State Govt. for establishing an institution in the State.
13. To ensure fairness and quality of education and safeguard the interest of students, periodical inspections and obtaining periodical returns from all institutions including Govt./Private/ Autonomous and Universities.
14. To establish and Administer Agency, Authority, Boards, Corporation Council,

Directorate etc. under the aegis of Department of Medical Education and Research.

15. Inter-State and Intra State coordination in the Medical Education Sector.
16. Mapping and Registration of existing and upcoming institutions in Haryana.
17. To conduct examinations, frame rules thereof and to award Certificates/ Diplomas.
18. Get the Audit (academic/ accounts) conducted in Private, Autonomous and Govt. Institution imparting Medical Education in Haryana.
19. To register pass out students of nursing, Para-medical etc. and frame rules thereof and to establish mechanism for that.

#### **Status of Educational Institutions**

**6.26** Haryana is providing quality education through various Medical, Nursing & Para Medical Institutions in the State is given in **Table 6.1**.

#### **Essentiality Certificate have been issued to following Medical Colleges namely:**

1. Gangaputra Medical College, Kandela, Jind- (2/5.8.2013)
2. HIMS, Kaithal
3. SRM Medical College, Sonipat- (4.8.2014).
4. Al Flah Medical College, Nuh Mewat- (29.10.2015 & substituted on 29.9.2017).

#### **Letter of intent have been issued in respect of following Medical Colleges namely:**

1. Maharaja Agarsen Medical College, Bahadurgarh, Jhajjar- (8.9.2014).
2. Miri Piri Institute of Medical Sciences and Research, Shahabad, Kurukshetra (11.3.2016).
3. Shah Satnam Ji Research and Foundation Medical College, Sirsa- (4.5.2016).

**Table 6.1- The Current Status of the Functional Medical Institutes in the State.**

Institution	Govt.	Private	Total	Total Seats
Medical Colleges	5 i. PGIMS, Rohtak. ii BPS GMC (W) Khanpur Kalan, Sonipat. iii SHKM GMC Nalhar, Nuh. iv. KCGMC, Karnal. v. 1 ESIC Medical College under GOI.	6 i. Govt. Aided- Maharaja Agarsen Medical College, Agroha. ii. M.M. Institute of Medical Sciences & Research (MMIMSR), Mullana- Ambala. iii. SGT Medical College, Hospital and Research Institute Budhera, District Gurugram. iv. NC Medical College and Hospital, Israna-Panipat. v. World College of Medical Sciences and Research Village Gurwar, Distt Jhajjar. vi. Adesh Medical College and Hospital at Village Mohri Shahabad, Distt Kurukshetra.	11	M.Ch./DM 7 MD/MS 393 PG Dip. 27 MBBS 1,450
Dental Colleges	1	10	11	BDS 960 MDS 258
Ayurveda Colleges	2	9	11	BAMS 720
Homeopathy College	-	1	1	BHMS 50
Physiotherapy Colleges	2	9	11	BPT 400 MPT 149
Nursing Colleges				
ANM	8	76	84	2,370
GNM	3	73	76	3,260
B.Sc	1	29	30	1,295
M.Sc	1	5	6	127
P.B.B.Sc.	1	22	23	640
MPHW (M)	2	25	27	1,620

Source: Director of Medical Education & Research, Haryana.

### **BPS Govt. Medical College for Women Khanpur Kalan, Sonipat**

**6.27** BPS Govt. Medical College for Women is the second Govt. Medical College for girls after a gap of almost 100 years. The first batch of 100 MBBS students was admitted in August, 2012. Medical Council of India has granted permission for Post-Graduate courses with 21 seats in Pre- Clinical and Para- Clinical Streams. Apart from this DNB courses are also being conducted since the year 2014. At present, there are 6 seats in Anesthesia, 2 seats in Orthopaedics and 4 seats in Obs

& Gynecology Department. The State Govt. has issued Essentiality Certificate to BPS Govt. Medical College for Women, Khanpur Kalan Sonipat for enhancement of MBBS seats from 100 to 150. There is requirement of construction of additional buildings like Hostel, Lecture Theatre etc. as per MCI norms for 150 MBBS seats. A DPR amounting to approx. ₹ 130 crore has been submitted for approval.

### **Kalpna Chawala Medical College at Karnal**

**6.28** The State Govt. has established a Govt. Medical College in

Karnal in memory of the famous Astronaut, Kalpana Chawla. The Medical College has admitted 100 MBBS students from the academic session 2017-18 after due approval of MCI. The Medical College has attached state of the art 350 bedded hospital. The Medical College & Hospital has been constructed by M/s Hospital Services Consultancy Corporation (HSCC) India Ltd., Noida, a Ministry of Health & Family Welfare, Govt. of India Agency. The total project cost is ₹ 645.77 crore and so far an amount of approximately ₹ 500 crore has already been utilized.

### **Deen Dayal Upadhaya University of Health Sciences, Karnal**

**6.29** In addition to the existing Pandit Bhagwat Dayal Sharma University of Health Sciences, Rohtak, the State Govt. has decided to set up another University of Health Sciences in Karnal. The University will have all multi-specialities, super-specialities, Trauma Centre, College of Nursing, Physiotherapy, Skill Development Centre for Para-Medical Courses etc. Gram Panchayat, Kutail has given 144 acre 2 marle land on long term lease for this purpose. The project cost is approx. ₹ 3,000 crore and it would be completed in 5-7 years. The Bill relating to setting up of University of Health Sciences, Karnal was passed by the Haryana State Legislative Assembly. It received assent of H.E. the Governor of Haryana on 15.9.2016 and the Act has come into existence with effect from 21.9.2016. 48 posts for College of Nursing and 17 posts for College of Physiotherapy have already been sanctioned by the Govt. It has also been decided to name the University as Deen Dayal Upadhayay University of Health Sciences, Karnal. A High Powered Committee comprising of

Chief Secretary, Principal Secretary to the Chief Minister, Additional Chief Secretary to Govt. of Haryana, Medical Education & Research Department and Vice Chancellor Pt. B.D. Sharma University of Health Sciences, Rohtak has been constituted to select Project Implementing Agency invite bids by floating limited Expression of Interest/ bids from the Central Govt. Public Sector Undertaking (CPSUs). Request for proposal has been floated to invite bids from interested and eligible CPSUs. The RFP document Selecting Construction Agency for University has been floated.

### **Establishment of New Govt. Medical College at Bhiwani**

**6.30** The existing 300 bedded hospital at Bhiwani will be upgraded to a Govt. Medical College at Bhiwani under Central Scheme of “Up-gradation of the General Hospitals to a Medical College”. 179 bigha 12 biswa land has been given by Gram Panchayat, Prem Nagar on long term nominal lease for this purpose. Detailed project report of this Govt. Medical College has been approved by the Ministry of Health and Family Welfare, Govt. of India and the foundation stone was laid on 29.7.2017. The State Govt. had notified a High Powered Committee for selecting the Project Implementation Agency/ Consultants for all the upcoming projects of Medical Education and Research Department including this project. Ministry of Health and Family Welfare Govt. of India has transferred funds to the tune of ₹ 68.05 crore to the State Govt. There is a budget provision of ₹ 50 crore in the financial year 2017-18 under Major Head 4210-Capital outlay on Medical and Public Health as State Share for construction works of New Govt. Medical College at Bhiwani.

### **Establishment of New Govt. Medical College at Jind**

**6.31** The State Govt. proposes to set up a Govt. Medical College at Jind. For this purpose, Gram Panchayat, Haibatpur has given 24 acre land on long term nominal lease. The foundation stone of this project has already been laid and the process for approval of detailed project report and appointment of consultant for overseeing the construction work is in process. E-I-C PWD (B&R) has been requested for preparation/finalization of RFP document to be floated for inviting bids from various CPSUs having expertise in Medical College and Hospital construction for the project of establishment of Medical College at Jind. There is a budget provision of ₹ 25 crore under the State Budget for construction of Medical College at Jind in the financial year 2017-18.

### **Establishment of Govt. Medical College and Hospital at Gurugram by Sheetla Mata Trust, Gurugram; Gurugram Metropolitan Development Authority, Gurugram and Municipal Corporation, Gurugram**

**6.32** Commissioner, Municipal Corporation, Gurugram had sent a proposal for establishment of new Medical College at Gurugram. Gurugram Metropolitan Development Authority (GMDA), Municipal Corporation, Gurugram (MCG) and Sri Sheetla Mata Devi Shrine Board (SSMDSB) had jointly proposed to collaborate to establish a new Medical College and Hospital in Gurugram based on the norms of Medical Council of India. The land measuring 29 acre 2 canals 4 marlas in Village Kherki Majra on the outskirts of the Municipal jurisdiction and belonging to the Municipal Corporation, Gurugram has

already been identified for the said project. The project cost will be shared as GMDA and MCG will contribute to the 40 percent of the project cost each and SSMDSB will contribute to the remaining 20 percent of the project cost. It had proposed to set up the Public Charitable Trust under the provisions of the Indian Trust Act, 1882, called as “Sri Sheetla Mata Devi Medical College Trust” for the establishment and management of the Medical College. A meeting was held on 27.2.2017 followed by a subsequent meeting on 1.5.2017, in which Deputy Commissioner, Gurugram and CEO, SSMDSB alongwith City Magistrate, Gurugram and Senior Town Planner, MCG participated. In the meeting, the DPR was endorsed for seeking approval of the State Govt. MCG and SSMDSB have indicated their ability to fund their component of the project cost. The Detailed Project Report (DPR) has been submitted for “in principle” approval of the State Govt. After “in principle” approval is received, the draft Trust deed will be submitted for approval besides initiating the process for engagement of the Transaction Advisor for the purpose of establishment of the Medical College. It has been announced by the Govt. that a Medical College in Gurugram be set up by Gurugram Metropolitan Development Authority (GMDA) in collaboration with Municipal Corporation, Gurugram (MCG) and Shree Sheetla Mata Devi Shrine Board (SSMDSB) on a land identified in village Kherki Majra belonging to Municipal Corporation, Gurugram. The proposal has received in-principle approval of the Govt.

**6.33** The site has been inspected by a team led by Additional Chief Secretary, Medical Education & Research for assessment of suitability for the Medical

College. A letter has been sent to Principal Secretary, Urban Local Bodies Department to confirm the allotment of land for the establishment of Medical College and Hospital. It has been further intimated that RFP for identification of Consultancy Services Agency for providing Transaction Advisory and Project Management Consultancy including DPR preparation has been prepared.

#### **Establishment of Govt. Medical College and Hospital at Narnaul**

**6.34** The proposal for establishment of Govt. Medical College in Village Koriyawas, District Mohindergarh has been approved by the State Govt. Gram Panchayat has also proposed to give 79 acre land on long term nominal lease basis for this purpose. This site is in the vicinity of proposed integrated Multimodel Logistic Hub which is to be set up at village Basirpur, as a joint venture by the Central and State Govt. The Deputy Commissioner has been requested to initiate the process of transfer of land in the name of Department of Medical Education and Research for the purpose of establishment of Govt. Medical College at Narnaul. The Department has constituted a committee comprising of Director PGIMS, Rohtak, Director SHKM Nalhar, Nuh, and Head of the Department of Surgery, BPS GMC for Women, Khanpur Kalan, Sonipat to visit the site of the proposed Medical College and also coordinate accordingly with the Deputy Commissioner, Narnaul to prepare the concept plan. The same has been submitted in DMER.

#### **Construction of Dental College in the premises of SHKM GMC, Nalhar Nuh**

**6.35** The establishment of a Dental College in the premises of SHKM GMC, Nalhar Nuh has been announced by the

State Govt. Concept paper has already been approved by the State Govt. PWD (B&R) Department may be requested to prepare RFP so that the Project Implementing Agency could be finalized.

#### **National Cancer Institute, Badhsa, District Jhajjar**

**6.36** National Cancer Institute with 710 beds is being established at district Jhajjar at a project cost of ₹ 2,000 crore. The foundation stone was laid on 3<sup>rd</sup> January, 2014 for the National Cancer Institute and the work is in full swing. The Project is likely to be commissioned in July, 2018. 3 more Institutes of specialized health care namely; Cardiovascular Institute, National Institute for Infectious Diseases and Pediatrics Hospital in the NCI campus will be set up by the Ministry of Health and Family Welfare, Govt. of India. 10 percent reservation in jobs in Group C & D for the eligible residents of village Bhadsa, Jhajjar has been announced. The matter has already been taken up with AIIMS, New Delhi and eligible residents have been asked to enroll with the Employment Exchange. A new stadium will be constructed at an alternate site as the old stadium was in the premises of NCI due to which the villagers are not able to use it. The alternate new site for the stadium has been identified and communicated to AIIMS, New Delhi with an estimated cost of ₹ 2.90 crore. It was also felt that there is a need of Bus Stop in the premises of NCI and the matter is already being taken up with AIIMS, New Delhi in the regular meetings of State Coordination Committee. The OPD will be functional by March, 2018 and the institute is expected to be fully functional by October, 2018.

## **Pt. B.D. Sharma University of Health Sciences, Rohtak**

**6.37** The State Govt. has established Pt. Bhagwat Dayal Sharma, University of Health Sciences at Rohtak on 2<sup>nd</sup> June, 2008. The University of Health Sciences is regulating and affiliating the various Health Institutions in the State. The Post Graduate Institute of Medical Sciences is situated in the premises of University of Health Sciences, which is awarding degrees to 200 MBBS, 223(209 degree+ 14 diploma) Post Graduate and 7 M.Ch/DM students every year. The Medical College was established in 1960 as a Guest Institute at Patiala. It was shifted to Rohtak in 1963.

**6.38** The Govt. of India, Ministry of HRD has approved for establishment of GB Connectivity for National University intranet in continuation of the orders that have already been issued for the establishment of LAB (optical fibre work) in Pt. B.D. Sharma University of Health Sciences, Rohtak including Post Graduate Institute of Medical Sciences, Rohtak. The Department of Health Research, Govt. of India after having signed a MOA with State Govt. has sanctioned ₹ 5.25 crore project for establishing multidisciplinary Research Laboratories in PGIMS, Rohtak. Govt. of India has also sanctioned establishment of a Viral Diagnostics Laboratory in PGIMS, Rohtak. A fund worth ₹ 1.50 crore of 1<sup>st</sup> phase has been released. Renovation work, manpower recruitment and procurement of equipments under the scheme are in progress. Endoscopy helpline has been started in PGIMS, Rohtak.

### **Public Private Partnership Mode**

**6.39** Cath Lab and Hemodialysis facilities are proposed to be started on Public Private Partnership Mode (PPP)

soon. 106 bedded apex Trauma Centre has already been commissioned and 200 bedded Mother & Child Hospital will be commissioned shortly. A new MRI machine (3 Tesla) has also been installed in Trauma Care Centre in PGIMS, Rohtak. A Fibro Scan Machine has been commissioned in Gastroenterology Department in the Institute to provide diagnostic services to the patients suffering from Liver diseases. A new Operation Theater Complex with 16 modular Operation Theatres and 32 bedded ICU along with CSSD facility is being established in the Institute. A new Mortuary Complex is also being constructed to improve facilities in Forensic Medicine Department. A sports Injury Centre is being established at PGIMS, Rohtak for the treatment of Sports persons in the State.

### **Establishment of Nursing Colleges/ Schools**

**6.40** Nursing Colleges/ Schools in districts of the State will be opened which are as under:-

**i) Establishment of Nursing College in Panhera Khurd, Faridabad-** The feasibility report has been received from Deputy Commissioner, Faridabad that the site at village Fafunda, Dayalpur, Faridabad is feasible for construction of Women Nursing Training Institute instead of the site at village Panhera Khurd, Faridabad.

**ii) Establishment of Nursing College in village Sahadat Nagar, Rewari-** The feasibility report has been received from Deputy Commissioner, Rewari that the establishment of Nursing College is not feasible with request for relaxation of norms and establishment of Nursing College as it is the long standing demand of the General Public.

**iii) Opening of Nursing College in Kurukshetra**-Gram Panchayat, Kheri Ram Nagar has agreed to offer land for opening of Nursing College in Kurukshetra.

**iv) Opening of Nursing College in Aura, Faridabad**- The Deputy Commissioner, Faridabad has recommended that the proposed site is feasible for opening of Nursing College in Aura, Faridabad.

**v) Opening of Nursing College in Dherdu, Kaithal**-Land has been identified in village Dherdu and feasibility report has been received. All these announcements are under process for provision of budget and transfer of land from concerned Gram Panchayat to Director Medical Education and Research, Haryana.

**vi) Opening of Nursing College in Safidon, Jind**- The feasibility report for opening of Nursing College in Safidon, Jind has been received from DC, Jind. The matter is under process for provision of budget, transfer of land from Higher Education Department to Director Medical Education and Research, Haryana and seeking relaxation in norms from Indian Nursing Council for opening of Nursing College.

#### **Para Medical Education**

**6.41** State Govt. has a vision to establishment of Medical College in each district. Steps are being taken by the department to achieve the goals as already explained above. It will lead to production of more number of well qualified doctors which will be available to serve in the State. The State will likely to achieve the required Doctor: Patient Ratio in due course of time. The department is also

proposing a policy for compulsory service in the State for some specific prescribed period of time by the doctors who will be passing out from Govt./Govt. aided Medical College of the State. It will definitely lead to provision of better quality health care services to the people of the State at door step. The State Govt. is fully aware that there has been tremendous progress in the field of Health and Para-Medical courses are the need of the hour. Advanced Machinery and Equipment is available for diagnostic and therapeutic purposes for which no trained manpower is available. Earlier this work was done by Class IV employees of the Hospitals and Private Nursing Homes, but now with the advancement of technology, it is essential to have trained personnel to manage the advanced sensitive machinery and equipment. It has also become essential to have trained manpower for patient care and other functions in the Health Institutions. Presently, there are no recognized Para-Medical Institutions in the State, in the Govt. or Private Sector, running Para- Medical Diploma Courses. There is also no Para-Medical Council which regulates the syllabus, infrastructure, staff or other parameters of Para-Medical Courses. The State Govt. proposes to provide for the regulation of Para-Medical Education in the State of Haryana and to regulate the practice by Para-Medical Education Practitioners and Institutions by enacting an ACT. The matter is under process.

#### **Budget of the Department**

In the financial year 2017-18, a budget provision is ₹ 1,29,679 lakh out of which ₹ 78,019 lakh is for plan scheme and ₹ 51,660 lakh for 4210 Capital Head.



## **FOOD AND DRUGS ADMINISTRATION**

**6.42** The Department of Food and Drugs Administration, Haryana passed in the interest of public health an order No. 3/14-2Food/2017/6847 dated 7.9.2017 regarding prohibition in the State on manufacture, storage, distribution/or sale of tobacco which is either flavored, scented or mixed with any of the said additives and whether going by the name or form of Gutka, Panmasala, flavored/scented Tobacco, Kharra or otherwise by whatsoever name called, whether packaged or unpackaged and/or sold as one product, or though packaged as separate products, sold or distributed in such a manner so as to easily facilitate mixing by the consumer, for a period of one year from the date of issue of this order.

**6.43** The Department of Food and Drugs Administration, Haryana has taken action against the menace of Hookah Bars serving tobacco molasses containing "Nicotine" to the youth of different parts of State and 42 prosecutions have been launched under Drugs & Cosmetics Act, 1940 against such Hookah Bars from 1.1.2017 to 31.12.2017.

**6.44** Frequent numerous joint raids were conducted on various outlets indulged in illegal sale of Schedule-H drugs containing Narcotics and Psychotropic Substances and are generally misused by the drugs addicts and youth for the purpose of Medical Intoxication in the State. 173 joint raids were conducted. Drugs Licenses of 902 chemist shops were cancelled/suspended and more than 76 prosecutions were launched. 59 FIRs have been registered under NDPS Act, 1985 during the period.

**6.45** The department has issued 30 Drugs and Cosmetics Manufacturing Licences w.e.f. 1.4.2017 to 31.12.2017. Total amount of ₹ 1,65,99,479 received as fee for issuance of Drugs and Cosmetics Manufacturing Licenses.

**6.46** The department has issued 1,794 online Food Licenses & 10 Manual Food Licenses and 8,498 online & 5 Manual Food Business Operators were registered from 1.4.2017 to 31.12.2017. Total amount ₹ 2,15,83,900 received as fee for Registration of FBOs & issuance of Food Licenses.

**6.47** The department has taken 2,183 food samples from the State from 1.4.2017 to 31.12.2017 out of which 588 samples were found sub standards/misbranded/unsafe. Action in all 588 cases is being taken by the department as per Food Safety and Standards Act, 2006.

**6.48** The department vide order No. 3/14-2 Food/2017/15080 dated 27.7.2017 has prohibited the flushing/ mixing of liquid nitrogen with any drink or food article, in the interest of public health, till further orders, in the State.

**6.49** The department has issued 80 prosecutions against delinquent Food Business Operators in the State from 1.4.2017 to 31.12.2017, as per provisions of Food Safety and Standard Act, 2006 and Rules, 2011, which are under trial in the concerned Hon'ble District Courts of the State.

**6.50** Food Safety Standard Authority of India has issued Food Safety and Standards (Fortification of Food), Regulations, 2016 on 16.10.2016. Department is taking initiatives regarding making fortification of Edible Oil, Atta Floor Millers and Milk Mandatory in the State.

## **PUBLIC HEALTH**

**6.51** In Haryana State, all the villages were provided with at least one safe source of drinking water by 31<sup>st</sup> March, 1992. Thereafter, the focus has been given to augment the drinking water supply infrastructure in the habitations. The status of drinking water in habitations is presently adjudged in terms of population coverage. During the current financial year, 74 identified habitations have been benefited with sufficient drinking water supply uptill 31<sup>st</sup> December, 2017.

**6.52** During the year 2017-18, a sum of ₹ 1483.18 crore has been provided under Capital Outlay of State/Central Plan for rural/ urban areas including Central Share of National Rural Drinking Water Programme, Desert Development Programme, NITI Aayog (₹ 156.66 crore), as well as Central share / under National River Conservation Programme, (₹ 25.50 crore). An expenditure of ₹ 791.84 crore has been incurred upto 31<sup>st</sup> December, 2017.

**6.53** Under Augmentation Rural Water Supply programme, the existing drinking water supply facilities are to be improved/ strengthened in the villages to raise the status of water supply to 55 / 70 litres per capita per day. The improvement in the villages is to be done by drilling additional tubewells, augmentation of existing canal based schemes, creating new canal based water works, constructing boosting stations, strengthening of existing distribution system etc. During 2017-18, there is a provision of ₹ 350 crore under this programme. An expenditure of ₹ 236.54 crore has been incurred upto 31<sup>st</sup> December, 2017.

**6.54** In order to accelerate the implementation of augmentation rural

drinking water supply schemes, the State has been availing National Bank for Agriculture and Rural Development (NABARD) funding since 2000-2001 under various projects. At present, 14 schemes approved by NABARD under RIDF- XVI, XVII, XVIII, XIX, XXI, XXII and XXIII having a total cost of ₹ 1158.45 crore, are in progress.

During the year 2017-18, there is a provision of ₹ 150 crore for NABARD schemes. An expenditure of ₹ 75.62 crore has been incurred upto 31<sup>st</sup> December, 2017.

**6.55** Under the Special Component Sub Plan, drinking water facilities are provided/ upgraded in the villages/ habitations having majority of population of scheduled caste households by drilling additional tubewells, augmentation of existing canal based schemes, creating new canal based water works, constructing boosting stations, strengthening of existing distribution system, sewerage facility (urban area) etc. as well as maintenance of infrastructures created under Indira Gandhi Drinking Water Supply Scheme. During 2017-18, there is a budget provision of ₹ 50 crore under this programme. An expenditure of ₹ 24.97 crore has been incurred upto 31<sup>st</sup> December, 2017.

**6.56** All the 82 towns falling under the jurisdiction of Public Health Engineering Department have been provided with piped water supply system. During the current financial year 2017-18, there is a budget provision of ₹ 255 crore (including SCSP component of ₹ 5 crore) for improving drinking water facilities in the urban areas of the State, besides extending water supply distribution system in the approved colonies.

**Table 6.2- Deatail of NABARD Projects.**

Sr. No.	Name of Project	Estimated Cost (₹ in crore)	Expenditure upto date (₹ in crore)
1	Augmentation of Drinking Water Supply (canal based) for 64 Nos. villages, Tehsil Narnaul, District Mahendergarh	127.04	115.11
2	Augmentation of Drinking Water Supply in Rewari District	100.47	85.27
3	Augmentation Water Supply Scheme for 54 villages (canal based), Tehsil Narnaul, District Mahendergarh	93.10	78.68
4	Augmentation Water Supply in 21 villages for District Hisar	20.14	19.74
5	Augmentation of Drinking Water Supply Scheme in 12 villages of District Sirsa	18.39	18.03
6	Augmentation Water Supply in 41 villages of Loharu Constituency of District Bhiwani	77.35	69.67
7	Augmentation of Canal Water for 5 no. existing water works covering 24 villages and construction of new water works at Budhpur, Chimnawas	92.86	28.55
8	62 Nos. Dhanies, providing water supply facilities to 62 No. Dhanies to be connected with existing SBS, IBS	7.76	4.34
9(a)	Providing raw water arrangements by pumping for 6 Nos. water works i.e. Kheri Lochab and Jalab, Nara, Kinner, Rakhi Khas and Shahpur	10.26	6.83
(b)	Providing raw water arrangements by pumping for water works Madan Heri	2.46	0.95
(c)	Providing raw water arrangements by pumping for 3 Nos. water works i.e. of village Kharkari, Chanot, Majod	3.23	1.71
(d)	Providing raw water arrangement by pumping for 3 Nos. water works i.e. Ugalan, Bhaklana, Dharamkheri	5.22	1.92
(e)	Niana, Kharar Alipur, Kulana and Mayyar providing raw water arrangement by pumping for 4 Nos. water works from balsmand branch	7.00	4.17
10	Augmentation drinking water supply in quality affected 84 villages of Prithala and Palwal Block of District Palwal	185.00	21.45
11	Augmentation of Drinking Water Supply for providing canal based water works for 14 villages and 1 Dhani of village Khaleta of District Rewari	44.37	0.00
12	Augmentation of Drinking Water Supply Scheme in 80 No. villages of Ferojpur Jhirka & Nagina Block & 1 No. Town Firojpur Jhirka District Mewat From Yamuna Flood Plain by constructing ranneywell and deep tubewell in village Atba	210.90	0.00
13	Augmentation of canal based water supply scheme for 25 villages & 9 dhanis in Tehsil and District Maghendergarh	124.43	0.00
14	Raw water arrangement/augmentation of 11 rural water supply scheme covering 15 villages in Jind District	28.47	0.00
	<b>Total</b>	<b>1158.45</b>	<b>456.42</b>

Source: Public Health Engineering, Department, Haryana.

**6.57** As regards the sewerage system, major parts of 79 towns of the State have been extended sewerage facilities, whereas work of laying sewerage facilities is in progress in 2 towns namely; Bhuna and Barara whereas work of providing sewerage system is yet to be taken up in one town namely Rajound. During the year 2017-18, the outlay for extension of sewerage

facilities is to the tune of ₹ 259 crore (including SCSP Component of ₹ 9 crore). Against this provision, work is being undertaken in uncovered areas of various towns besides constructing Sewage Treatment Plants in selected towns. An expenditure of ₹ 167.76 crore has been incurred upto 31<sup>st</sup> December, 2017.

**6.58** NCR Planning Board is providing financial support, for improving the existing water supply and sewerage infrastructures in the National Capital Region. The water supply schemes in 3 towns namely; Farrukh Nagar, Nuh, and Haily Mandi -Patuadi falling in National Capital Region having a total cost of ₹ 205.05 crore have been commissioned during the year. 9 Projects for raising status of sewerage scheme of 9 towns i.e. Sohna, Beri, Jhajjar, Kalanaur, Sampla, Kharkhauda, Ganaur, Hodal and Smalakha of the State amounting ₹ 72.11 crore have been approved on 14.11.2017. During the year 2017-18, a sum of ₹ 70 crore (including loan) to be revised to ₹ 25 crore has been earmarked for implementation of works under this programme. An expenditure of ₹ 12.59 crore has been incurred upto 31<sup>st</sup> December, 2017.

**6.59** Under National River Conservation Programme, two projects for augmentation/ improvement of sewerage facilities and construction of Sewage Treatment Plants for Sonipat and Panipat town have been approved in July, 2012 at a cost of ₹ 88.36 crore and ₹ 129.51 crore, respectively. During the year 2017-18, a sum of ₹ 10.92 crore (to be revised to ₹ 16.17 crore) has been earmarked as

State Share and a sum of ₹ 25.50 crore (to be revised to ₹ 37 crore) has been earmarked as Central Share for implementation of these projects. An expenditure of ₹ 26.83 crore has been incurred upto 31<sup>st</sup> December, 2017.

**6.60** Govt. has launched a new scheme namely Mahagram Yojana for providing sewerage system and updation of drinking water supply scheme in villages having population more than 10,000 persons. This Yojana is being implemented co-jointly by Public Health Engineering Department and Development & Panchayat Department. During the year 2017-18, ₹ 103.51 crore have been provided to Public Health Engineering Department. An expenditure of ₹ 1.56 crore has been incurred upto 31<sup>st</sup> December, 2017.

**6.61** During the monsoon season, a number of localities in various towns are susceptible to flooding because of the natural ground water terrain. In order to avoid flooding, adequate infrastructure for storm water disposal is required to be created. During the year 2017-18, there is a budget provision of ₹ 20 crore (to be revised to ₹ 32 crore) in this programme for improvement of storm water drainage schemes. An expenditure of ₹ 19.92 crore has been incurred upto 31<sup>st</sup> December, 2017.

---

## **WOMEN AND CHILD DEVELOPMENT**

**6.62** The Women and Child Development Department, Haryana is implementing various schemes for the overall development and empowerment of children and women. The State Govt. is committed for the empowerment of women so that they may live with dignity in an environment free from violence and

discrimination and can contribute equally in the development process of the society to promote social and economic empowerment of women through polices and programmes, main streaming of gender concerns and creating awareness about their rights, in order to enable them to realize their full potential. Childrens are future of our society. The main aim/ objective of the department is to promote

social and economic empowerment of women through policies/programmes, spreading awareness about the children's rights and facilitating their access to learning, nutrition, institution supports etc. is a top priority of the department. A sum of ₹ 1,25,216.80 lakh is provided in the budget for the year 2017-18. A sum of ₹ 54,035.66 lakh has been spent upto December, 2017.

### **Beti Bachao Beti Padhao**

**6.63** "Beti Bachao Beti Padhao" (BBBP), was launched by Hon'ble Prime Minister on 22.1.2015 at Panipat with the objective to prevent gender biased sex selective elimination, ensure survival, education & empowerment of the girl child. The sex ratio at birth in Haryana which was 830 as per 2011 census has gone upto 914 in December, 2017. The State Govt. has been taken various steps to bring all communities, social organization & Non-Govt. organization on a common platform for successful implementation of the programme. State Govt. has taken various initiatives by organizing rallies and parchar yatras in which citizens from town and villages belonging to all caste and creed marched with the commitment to contribute in the campaign "Beti Bachao Beti Padhao". Till now 79,055 Awareness Rallies, 5,38,943 Celebration of Birth/ Lohri of girl child, 13,111 Nukkad Natak, 5,799 Gudda-Guddi Boards has been displayed in Panchayat Bhawan. 8,568 Film Shows, 52,090 Prabhat Pheri, 9,866 Puppet Shows, 1,25,341 Health Camps/Baby Shows, 39,300 Signature Campaigns have been organized. Sanjhi Competitions with the logo of "BBBP" were organized. 81 Mascots who have established their name in society by showing extraordinary skills in the area of social work,

cultural activities, sports and academic have been identified.

### **Pradhan Mantri Matru Vandana Yojana (PMMVY)**

**6.64** Govt. of India has renamed Indira Gandhi Matritav Sehyog Yojana as "Pradhan Mantri Matru Vandana Yojana"(PMMVY) from 1.1.2017. The scheme is being implemented in all the districts of the State in accordance with the provision of the National Food Security Act, 2013 with cost sharing ratio between the Centre and the States 60:40. The scheme will help in improving health seeking behaviour and nutrition among the pregnant women & lactating mothers to reduce the effects of under-nutrition namely stunting, wasting and other related problems. Under this scheme, every pregnant and lactating mothers are being paid ₹ 5,000 in 3 installments. 1<sup>st</sup> installment (in early registration of pregnancy), second installment (after 6 month of pregnancy) and third installment (at child birth registration) is paid to the beneficiaries on fulfilling specific condition related to maternal and child health to partly compensate for wage loss to mothers/ women during pregnancy and period of lactation. Under the scheme, Govt. of India has released the grant of ₹ 40.85 crore. The State Share has also been released. A sum of ₹ 28.13 lakh has been transferred into the bank account of 1,757 beneficiaries up to 15.12.2017 through PFMS-portal.

### **One Stop Centre "Sakhi"**

**6.65** One Stop Centre for women is to be provided integrated support and assistance to women affected by violence, both in private and public space under one roof and to facilitate immediate, emergency and non-emergency accesses

to a range of services including medical, legal, psychological and counseling. One Stop Centre have been set up in the districts namely; Karnal, Gurugram, Faridabad, Hissar, Rewari, Bhiwani and Narnaul. Till now 1,158 (women alongwith their children) cases have been dealt in the One Stop Centre. There is proposal to setting up of One Stop Centre in all the districts of Haryana. A sum of ₹ 152 lakh is provided in the budget for the implementation of the scheme and ₹ 60 lakh for construction of One Stop Centre.

#### **Aapki Beti -Hamari Beti**

**6.66** In order to curb the problem of declining sex ratio and to change the mind set of community towards girl child, State Govt. has implemented scheme “Aapki Beti Hamari Beti” where in ₹ 21,000 is being deposited in the account of first born girl child of SC and BPL families and ₹ 21,000 is being deposited on the birth of 2<sup>nd</sup> girl child of all families. At the time of maturity i.e. 18 years, this amount shall become ₹ 1 lakh approximately and will be available for utilization by the matured girl child. Haryana Govt. has extended the benefit to the 3<sup>rd</sup> girl child. During the year 2017-18, a sum of ₹ 13,155 lakh has been spent including expenditure of Ladli Scheme and 35,172 girls have been given the benefit upto December, 2017.

#### **Haryana Kanya Kosh**

**6.67** Haryana Kanya Kosh has been constituted for the welfare and development of girls and women of Haryana. The funds will be administered by the Women & Child Development Department. A sum of ₹ 69.54 lakh has been deposited in the Bank Account of Haryana Kanya Kosh with Bank of India.

The Haryana Kanya Kosh has been registered as a society. The certificate of registration of Haryana Kanya Kosh u/s 12AA as a “Charitable Society” has been issued by the Income Tax Department.

#### **Sukanya Smariddhi Account**

**6.68** The objective of the Scheme is to address gender imbalance in the society and by creating a positive discrimination in favour of the girl child. Under this scheme, account can be opened from the birth of the girl child till she attains the age of 10 years. A girl child, who attained the age of 10 years, one year prior to notification will also be eligible. In Haryana, 3,93,864 lakh accounts of girl children have been opened.

#### **Anganwadi Adoption Programme-Hamari Phulwari**

**6.69** State Govt. has introduced a new scheme of “Hamari Phulwari Anganwadi Adoption Programme”. This scheme will prove an innovative medium for the Panchayat, Municipal Councils, Individual personalities, Corporate Sector, Civil Organizations for contribution in the development of Haryana State. The aim of this scheme is to be make Anganwadi Centres more attractive, child friendly and convert these centres into modernized pattern, so that parents feel proud in sending their children to Anganwadi Centres for Non-Formal Pre-School Education and other activities related to their physical and mental development.

#### **Integrated Child Protection Scheme**

**6.70** Integrated Child Protection Scheme (ICPS) is an umbrella scheme under which various schemes for children in need of care and protection and children in conflict with law are covered. The programme is being implemented through Haryana State Child Protection Society (HSCPS). At the district level, the District

Child Protection Unit (DCPU) under the Chairmanship of Deputy Commissioner has been constituted. For care, protection, treatment, development and rehabilitation of the children in need of care and protection. There are 68 Child care Institutions in Haryana State run by Govt., Semi Govt and Private Organizations. These Child Care Institutes are spread across the State in the 21 Districts and in 47 Blocks and covering around 4,000 children. Juvenile Justice Board & Child Welfare Committee is functional in all 21 districts of the Haryana. A sum of ₹ 2,500 lakh has been provided in the budget for the year 2017-18. Out of which ₹ 625 lakh has been spent.

#### **Integrated Child Development Service Scheme**

**6.71** Integrated Child Development Service Scheme is a Flagship Scheme of Govt. of India to improve the health, nutritional, psychological and social developmental status of Children of 0-6 years and to reduce mortality, malnutrition and school dropouts. Under this scheme six services i.e (i) Supplementary Nutrition (ii) Immunization (iii) Health Check Up (iv) Referral Services (v) Non-formal Pre-School Education and (vi) Health and Nutrition Education are provided to children below 6 years of age and pregnant and nursing mothers and other women in the age group of 15-45 years in an integrated manner. This Scheme is being implemented in 148 ICDS projects including 21 urban projects with the network of 25,962 Anganwadi Centres including 512 Mini Anganwadi Centres.

#### **Supplementary Nutrition Programme**

**6.72** The priority of the State Govt. is to improve the nutritional status

among children by providing quality supplementary nutrition to the ICDS beneficiaries. Supplementary Nutrition is being provided to 8.96 lakh children between 6 months to 6 years of age and 2.66 lakh pregnant and nursing mothers along with other services. Procurement of food grains under Supplementary Nutrition Programme has been made by Govt. of India under Wheat Based Nutrition Programmes (WBNP) at subsidized rates. These food grains are being supplied to the Anganwadi Centres through CONFED and HAFED. Attractive recipes like Alloo-Puri, Stuffed Parantha, Meethe Chawal, Dalia, Panjiri and Gulgule are being given to the beneficiaries. Two meals are being provided to the children in the age group of 3 to 6 years in the form of Morning Snack and Regular Hot Cooked Meal. Take Home Ration (THR) is being provided to childrens below 3 years, Pregnant Women and Nursing Mothers. Inspections Committees of State Level Officers have also been constituted to check/monitor proper maintenance of food items and preparation of food in hygenic conditions at Anganwadi Centres. The State Govt. has provided cooking as well as serving utensils in all Anganwadis.

#### **Construction of Anganwadi Centres**

**6.73** To provide clean and peaceful environment to the children and women beneficiaries of ICDS and other related schemes at village level and to create assets for them the scheme of Construction of Anganwadi Centres is implemented in the State. During the year 2017-18 funds of ₹ 13,915.56 lakh have been released for the completion of 1,589 Anganwadi Buildings.

\*\*\*

## PANCHAYATI RAJ, RURAL AND URBAN DEVELOPMENT

*Development and Panchayats Department, Haryana is primarily responsible to oversee the implementation of various development schemes in rural areas and also to regulate and coordinate various activities of the Panchayati Raj Instructions. In urban areas the development activities are mainly carried out by Urban Local Bodies Department through various Urban Local Bodies.*

**7.2** Haryana State Swachh Bharat Mission Society has been registered under the aegis of Development & Panchayats Department for successful implementation of Swachh Bharat Mission (Gramin) in rural areas of the State. This is a centrally sponsored scheme of Ministry of Drinking Water & Sanitation, Govt. of India under 60:40 funding pattern between Centre and State. The main objective of the programme is to bring about an improvement in the general quality of life in the rural areas through accelerating improved sanitation coverage in sustainable mode by 2019. Assistance for construction of Individual Household Latrines for BPL and identified APL (SCs/STs, SF/MF, landless labourers with homestead, divyang and women headed households), construction of Community Women Sanitary Complexes and Management of Solid & Liquid Waste, IEC is to be given under the scheme. Under this scheme, 6,32,992 Individual Household Latrines have been constructed during the present Govt. tenure and the State has been declared Open Defecation Free (ODF) on 22<sup>nd</sup> June, 2017.

### **Solid & Liquid Waste Management (SLWM) Projects**

**7.3** The total assistance under the Swachh Bharat Mission (Gramin) for SLWM projects being worked out on the basis of total number of households in each Gram Panchayat, subject to a maximum of ₹ 7 lakh, ₹ 12 lakh, ₹ 15 lakh and ₹ 20 lakh for a Gram Panchayat having upto 150, 300, 500 and more than 500 households respectively. Additional cost requirement is to be met with funds from the State/Gram Panchayat, and from other sources like Finance Commission Funds, CSR, Swachh Bharat Khosh and through the PPP model. Total 1,360 SLWM projects in respect of all 22 districts were sanctioned by the State Scheme Sanctioning Committee (SSSC) and the work is in progress.

**7.4** The action plan to achieve the status of Swachh Bharat Mission by 2019 has been prepared. To achieve the target of 6,081 SLWM projects, remaining SLWM projects will be undertaken by 2019. The original Budget Provision for 2016-17 was ₹ 12,500 lakh. Out of which ₹ 11,465 lakh



were utilized. The provision for the year 2017-18 is ₹ 27,500 lakh, but because of non-receipt of Central Share, the State Share has also not been released so far.

#### **Open Defecation Free Panchayats**

**7.5** Haryana State has been declared as Open Defecation Free (ODF) on 22.06.2017. Now, the Focus of Swachh Bharat Mission-Gramin is on ODF+ i.e. Sustainability of ODF status and Solid & Liquid Waste Management. All the Gram Panchayats will be covered with Solid & Liquid Waste Management by 2<sup>nd</sup> October, 2019 to make Haryana clean and green.

#### **Swaran Jayanti Award for Sanitation Scheme**

**7.6** State Government has also launched “Swaran Jayanti Award for Sanitation Scheme” from July, 2016. The main objective of the scheme is to motivate and create a sense of competition among the Gram Panchayats to promote accelerated sanitation coverage and to eliminate the practice of open defecation in rural areas of the State. The awards of ₹ 1 lakh is given to the selected one best clean-green Gram Panchayats at Block level and ₹ 1 lakh to the one best Gram Panchayats selected amongst the selected Gram Panchayats (topper of Block Level Gram Panchayats) at District Level, every month and ₹ 10,000 is given for one properly maintained public toilet in a district every month. An amount of ₹ 550 lakh has been released for payment of such award so far.

#### **Setting-Up of Gram Sachivalayas**

**7.7** To institutionalize the Gram Panchayats, as well as, to bring transparency in their functioning, the Development and Panchayat Department had planned during 2015-16 to set-up Gram Sachivalayas for every Gram Panchayat. Keeping in view the sanctioned

posts of Gram Sachivs, all the Gram Panchayats have been clubbed into 2,294 clusters, having 3-4 Gram Panchayats in each cluster. In the 1<sup>st</sup> phase of 4 years, the Gram Sachivalayas would be set-up at cluster level. Thereafter in the 2<sup>nd</sup> phase, the Gram Sachivalayas would be set-up for the remaining Gram Panchayats.

**7.8** The main objective for launching the scheme of Gram Sachivalaya is to bring Gram Panchayat and Village-level Functionaries of all departments under one roof for better functioning and coordination. It aims to ensure efficiency, transparency and accountability in the working of Gram Panchayat and other agencies engaged in the process of rural development.

#### **Target**

**7.9** The target of setting up of Gram Sachivalayas for all the districts will be 2,294 till 31.3.2019. For this purpose, the Rajiv Gandhi Sewa Kendras, Panchayat Ghars or any other suitable community building available in Gram Panchayats will be upgraded and basic IT facilities (infrastructure and hardware) will be provided in order to set up Gram Sachivalayas. Till 21.12.2017, 1,618 Gram Sachivalayas have been established in the State.

#### **Mahatma Gandhi Gramin Basti Yojana**

**7.10** Under the scheme, free residential plots of 100 sq. yards each are being allotted to eligible SCs, BCs (A) and BPL families. Sites, on which these plots are located, are developed with necessary infrastructural facilities including power supply, drinking water, paved streets. As on date 3.87 lakh families have been conferred ownership rights through execution of gift deed by 30.11.2014. Allotment of plots to remaining eligible families, where the panchayat land is

available, is in progress. The remaining villages where the suitable panchayat land is not available, in those villages land will be made available by way of exchange or acquisition. The development of internal roads and drains under the scheme has been converged with Mahatma Gandhi National Rural Employment Guarantee Scheme. The Govt. intends to provide funds for laying the water pipelines and electricity lines in these bastis. Against the outlay of ₹ 7,500 lakh provided for the year 2016-17, an amount of ₹ 7,488.74 lakh were utilized/spent for taking-up development works in these bastis. An outlay of ₹ 8,250 lakh has been provided for the year 2017-18, out of which an amount of ₹ 1,200 lakh have been released so-far.

#### **Swaran Jayanti Maha Gram Vikas Yojana**

**7.11** In order to avoid migration of village population to urban aabadi, it has been decided by the Government to initiate a new scheme Sawaran Jayanti Maha Gram Vikas Yojana for the planned development of the villages having population of 10,000 or more than 10,000. Duration of the scheme is 5 years i.e. from the year 2016-17 to 2020-21. The aim of this scheme is to develop big villages in trade marketing facilities, social and infrastructure development, training institute and human development etc. so that migration of rural people to the cities may be avoided. Sewerage facilities will also be provided in these villages. The estimated cost of the scheme is ₹ 1,46,100 lakh. A budget provision of ₹ 2,000 lakh had been made for the year 2016-17, out of which ₹ 1,945.86 lakh were released. The provision for 2017-18 was ₹ 13,500 lakh, out of which ₹ 8,405.91 lakh have been released so far.

#### **Haryana Gramin Vikas Yojana**

**7.12** Number of existing Schemes like Mukhya Mantri Anusuchit Jati Nirmal Basti Yojana, Pavement of Streets, Chaupals Subsidy Scheme etc. were meant for providing basic infrastructure facilities like paved streets with drains, electricity/ water supply lines to BPL families, community buildings, community centre, construction of chaupals and their repairs etc. Therefore, by clubbing all these schemes, a new scheme- "Haryana Gramin Vikas Yojana" has been named for the holistic development of villages. The objective of the scheme is to improve overall quality of life in rural areas by providing basic infrastructure and up-gradation of infrastructure like pavement of streets, drainage of waste water, construction/repair of community buildings/chaupals etc. by using proper mapping and IT based system. Besides, upgradation of infrastructure in the villages having significant population of Schedule Castes will be considered in this scheme. Under the scheme, any work can be taken-up, based on felt needs and informed choice of respective Gram Panchyats. Under the scheme, a budget provision of ₹ 28,200 lakh had been made for the year 2016-17, out of which an amount of ₹ 27,913 lakh had been released. For the year 2017-18, an amount of ₹ 42,000 lakh have been sanctioned, out of which an amount of ₹ 30,664 lakh have been released so-far.

#### **Financial assistance to Gram Panchayats for Improved Sanitation**

**7.13** In order to improve the sanitation environment in the villages, more than 10,229 Safai Karmi had been engaged by the Gram Panchayats. The Govt. provides financial assistance to Gram Panchayats to meet out the

expenditure on payment of remuneration to the Safai Karmi. Initially it was fixed at ₹ 3,525 per month in October, 2007 which was revised to ₹ 4,348 per Sweeper per month on 1.11.2010 and again revised to ₹ 4,848 per month w.e.f. 1.11.2011. The Govt. had revised the rate of remuneration payable to village sweepers from ₹ 4,848

to ₹ 8,100 per month w.e.f. 1.1.2014 and further to ₹ 10,000 w.e.f. 1.11.2016. An amount of ₹ 11,000 lakh was provided for the year 2016-17, out of which ₹ 9,995.94 lakh were utilized/spent. An outlay of ₹ 12,000 lakh has been approved for the year 2017-18, out of which ₹ 9,835.33 lakh have been utilized.

---

## **RURAL DEVELOPMENT DEPARTMENT**

### **Mahatma Gandhi National Rural Employment Guarantee Scheme**

**7.14** To provide 100 days wage employment to every rural household in a year to enhance livelihood security in rural areas, the scheme of Mahatma Gandhi National Rural Employment Guarantee Scheme (MGNREGS) is being implemented in the entire State w.e.f. 1<sup>st</sup> April, 2008. One third of the jobs are reserved for women. Minimum wages of ₹ 277 per person-day are being paid to the workers engaged under the scheme w.e.f. 1.4.2017, which is the highest in the country.

**7.15** This programme is being converged with schemes of other line departments like Forests, Agriculture, Irrigation, School Education, Women & Child, Development & Panchayats, Fisheries, Public Health & Engineering, Marketing Board and PWD (B&R) etc. to ensure creation of meaningful assets in the villages. During the current year (upto Dec., 2017), an amount of ₹ 233.15 crore was available out of which ₹ 223.10 crore (96 percent) has been spent for generating 65.38 lakh person-days (65 percent) against the target of 100 lakh person-days, out of which 31.11 lakh (47 percent) person-days were generated for scheduled castes and 31.66 lakh person-days (48 percent) were generated for women in

the rural areas of the State. During the current financial year, 25,377 development works have been undertaken in rural areas and 4,609 works have been completed. Necessary allocation will be proposed in 90:10 as Centre & State Share for the Annual Plan 2018-19 under this scheme.

### **Pradhan Mantri Awaas Yojana**

**7.16** Under Pradhan Mantri Awaas Yojana-Gramin (PMAY-G), beneficiaries are identified as per the Social Economic Census-2011 data and households having 0,1,2 room kutchha house. An amount of ₹ 1.20 lakh in plain areas and ₹ 1.30 lakh in hilly/difficult areas will be provided to the beneficiaries to construct houses. In addition to this, an amount of ₹ 18,000 as Top up amount by the State Govt. and ₹ 12,000 will be provided under convergence for construction of Sanitary Latrine to the beneficiary. Under MGNREGA, out of total 90 unskilled person days in the plain areas & 95 unskilled person days in hilly/difficult areas will be permitted employment to the IAY beneficiaries for construction of their houses. The Ministry of Rural Development, Govt. of India, has fixed target to construct 12,886 houses for the year 2017-18. Under PMAY-G, 4,349 houses have been completed & 13,543 are under progress and an amount of ₹ 133.45 crore has been spent during the year 2017-18 upto December, 2017. Necessary allocation will be proposed in

60:40 as Centre & State Share for Annual Plan 2018-19.

### **Member of Parliament Local Area Development Scheme**

**7.17** This scheme has been launched by Govt. of India from, 23 December, 1993. Under this scheme, Govt. of India provides to each MP an amount of ₹ 5 crore per annum for the development works. Under this scheme, an amount of ₹ 41.84 crore has been spent and 956 works have been completed and 502 works are in progress upto December, 2017.

### **Saansad Adarsh Gram Yojana**

**7.18** Saansad Adarsh Gram Yojana (SAGY) was launched on 11<sup>th</sup> October, 2014. Under this scheme, Hon'ble MPs will identify three Gram Panchayats having population of 3,000-5,000 to be developed by 2019. These Gram Panchayats will be developed using convergence with various Centrally Sponsored and State Schemes to motivate the neighbouring villages to make their Gram Panchayats as Adarsh Village. Under this scheme, 15 MPs in Phase-I, 10 MPs in Phase-II and 4 MPs in Phase-III have identified Gram Panchayats to make them Adarsh Village. During the year 2017-18 (upto December, 2017) total number of 594 works have been completed and 161 are under progress. Necessary allocation will be proposed as Centre Share for the year 2018-19.

### **Vidhayak Adarsh Gram Yojana**

**7.19** Vidhayak Adarsh Gram Yojana (VAGY) has been launched on the pattern of SAGY. As per the guideline of the scheme, all the MLAs have to identify one village and to develop as Adarsh Village. This scheme will be implemented in a time bound manner. Under this scheme, the State Govt. has decided now that an amount of ₹ 50 lakh will be

provided for the village having population of 5,000 and ₹ 1 crore for village having population more than 5,000 but less than 10,000 and ₹ 2 crore for village having population more than 10,000. Under this scheme, 67 MLAs have identified the villages in Phase-I, 12 MLAs in Phase-II and 1 MLA in Phase-III. An amount of ₹ 45.70 crore have been released for the identified villages so far. Necessary allocation will be proposed as State Share for the year 2018-19.

### **Swaprerit Adarsh Gram Yojana**

**7.20** Under this scheme, interested persons, industrialists, NGOs, Universities, PSU's, Boards and Corporations may adopt a couple of villages to develop all villages as Adarsh Gram in a phased manner to promote the Swaprerit Adarsh Gram Yojana. Under this scheme, 201 villages have been selected and 404 works have been completed upto December, 2017.

### **Pradhan Mantri Adarsh Gram Yojana**

**7.21** The Ministry of Social Justice and Empowerment has introduced the PMAGY during the year 2014-15 and released an amount of ₹ 2.52 crore for 12 villages of Palwal and Faridabad districts in the State. The main objective of the scheme is to ensure integrated development of the selected villages with more than 50 percent SC population into "Model Villages". Under this scheme 14 works have been completed and 7 works are under progress. An amount of ₹ 132.90 lakh has been spent during the year 2017-18 (upto December, 2017). Necessary allocation will be proposed as Centre Share for the year 2018-19.

### **Shyama Prasad Mukherji Rurban Mission**

**7.22** Hon'ble Prime Minister, Govt. of India has launched a new scheme

namely Shyama Prasad Mukherji Rurban Mission (SPMRM) on 21<sup>st</sup> February, 2016. The Mission aims at development of Rurban clusters, which would trigger overall development in the region. The clusters would be developed by provisioning of economic activities, developing skills & local entrepreneurship and providing infrastructure amenities. A Rurban cluster, would be a cluster of geographically contiguous villages with a population of about 25,000 to 50,000 in plain and coastal areas and with a population of 5,000 to 15,000 in desert, hilly or tribal areas. All the selected clusters are to be developed within 3 to 5 years. The Ministry of Rural Development has allotted 2 more clusters in Phase-III in districts Faridabad & Mewat during the year 2017-18. Necessary allocation will be proposed as Centre & State Share for the year 2018-19.

#### **Watershed Management Programme**

**7.23** Integrated Watershed Management Programme-The programme is mandated to restore the ecological balance by harnessing, conserving and developing degraded natural resources such as soil, vegetative cover and water. The outcomes are prevention of soil erosion, regeneration of natural vegetation, rain water harvesting and recharging of the ground water table. This programme is being implemented in 13 districts of the state namely Ambala, Bhiwani, Gurugram, Hisar, Jhajjar, Mewat, Mahendragarh, Palwal, Panchkula, Rohtak, Rewari, Sonapat & Y/Nagar. An amount of ₹ 15.98 crore has been incurred on various activities in these Watershed Projects during 2017-18 (upto December, 2017).

#### **Water Conservation and Water Harvesting Scheme**

**7.24** New scheme of Water Conservation and Water Harvesting in notified over exploited blocks of the State have also been implemented during 2016-17. An amount of ₹ 21.22 crore was released both by the Central and State Govt. under the new scheme. Central Ground Water Board (CGWB) has notified 22 blocks of 11 districts as overexploited. The new scheme is mandated to undertake Water Conservation and Water Harvesting works for recharging the depleting underground water in the over exploited blocks. An amount of ₹ 5.46 crore has been utilized during 2017-18 upto December, 2017.

#### **Irrigation Efficiency Fund (NABARD)**

**7.25** This new scheme will be implemented from the financial year 2018-19 for undertaking Water Conservation and Harvesting works in 36 identified over exploited & critical block of the state for recharging of ground water. Necessary allocation will be proposed as Centre & State Share for the year 2018-19.

#### **Deen Dayal Antyodaya Yojana-National Rural Livelihood Mission (DAY-NRLM)**

**7.26** The National Rural Livelihood Mission has been taken up w.e.f 1.4.2013. This scheme was implemented in phased manner in all the districts of the State. Under the scheme 4,191 new SHGs have been promoted and 2,322 SHGs have been provided Revolving Fund and an amount of ₹ 15.72 crore has been spent during the year 2017-18 (upto December, 2017). Under this scheme, an outlay of ₹ 100 crore has been proposed as Centre & State Share for Annual Plan 2018-2019.

## **Deen Dayal Upadhaya- Gramin**

### **Kaushal Yojana**

**7.27** This scheme is for providing training and placement to rural poor youth of India. The cost related to training and placement subscribed as Common Cost Norms are allowed under the programme and the funds are calculated as per the targets allocated to a project. The scheme works on a People Project Partnership (PPP) model and the funds are routed through the State Rural Livelihood Mission. During the year 2017-18 (upto December, 2017), 2,200 persons have been trained against the target of 4,793 and an amount of ₹ 8.29 crore has been spent. Necessary allocation will be proposed as Centre & State Share for Annual Plan 2018-19.

### **Mahila Kissan Sashaktikaran Pariyojana**

**7.28** This Mahila Kissan Sashaktikaran Pariyojana (MKSP) is initiated by Ministry of Rural Development on pilot basis in Bawani Khera, Matanhail and Naranuand blocks in Bhiwani, Jhajjar and Hisar respectively. The objective of the scheme is to strengthen small and marginal farmers through promotion of Community Managed Sustainable Agriculture (CMSA) which involves making best use of locally available resources and takes best advantage of natural processes. Under this scheme, 75 villages are covered and 3,629 farmers have been assisted and 731 Self Helps Groups have been formed. An amount of ₹ 0.54 crore is spent upto December, 2017. An amount of ₹ 4 crore has been proposed as Centre & State Share for Annual Plan 2018-19.

### **Start-up Village Entrepreneurship Programme**

**7.29** This is a sub scheme of NRLM is for helping rural poor youth to start and support rural enterprises. The overall objective of SVEP is to implement the

Government's efforts to stimulate economic growth and reduce poverty and unemployment in the villages by helping to start and support rural enterprises. Under this scheme, 815 applications are received from enterprises & 491 applications have been sanctioned in Bawani Khera and Tauru blocks and an amount of ₹ 1.10 crore has been disbursed upto December, 2017. Necessary allocation will be proposed as Centre & State Share for Annual Plan 2018-19.

### **Swaranjayanti Khand Utthan Yojana**

**7.30** A new scheme "Swaranjayanti Khand Utthan Yojana" has been started by the State Govt. to address the developmental imbalances, socio economic imbalances in development process. This Yojana will be implemented initially in the 20 backward blocks in the 1<sup>st</sup> phase of the State. The broadly feature of the scheme is with the objective of bridging the gaps in local infrastructural and development requirement that cannot be made through existing schemes, to improve livelihood opportunities through skill development programme in convergence with other schemes, skill development design & marketing support in convergence with other departments, to ensure adequate flow of funds to these identified blocks through special component in the normal existing schemes. The 20 Blocks have been identified as backward blocks in 1<sup>st</sup> phase under the new scheme SKUY in 8 districts namely Bhiwani (Loharu, Behal, Siwani & Kairu), Charkhi Dadri (Badhra), Kaithal (Guhla), Mewat (Nuh, Punhana, Taoru, Nagina & Ferozpur Jhirka), Palwal (Hathin), Panchkula (Morni, Pinjore, Raipur-Rani & Barwala), Rewari (Rewari & Bawal) and Yamunanagar (Sadaura & Chhachhrauli). An amount of ₹ 400 lakh has been released to these districts for the development of the backward blocks by the State Govt. during 2017-18. Necessary allocation will be proposed as State Share for the year 2018-19.

## **URBAN INFRASTRUCTURE DEVELOPMENT**

**7.31** The Urban Local Bodies are important institutions of self governance, providing physical infrastructure and civic amenities in urban areas. Presently, more than 35 percent (as per Census, 2011) of the State's population lives in urban areas. There are 81 municipalities in the State consisting of 10 Municipal Corporations, 18 Municipal Councils and 53 Municipal Committees.

**7.32** The budget provision of the Urban Local Bodies Department has enhanced significantly from the previous years. During current financial year 2017-18, a sum of ₹ 5,092.74 crore (₹ 3,844.70 crore original + ₹ 1,248.04 crore in 1<sup>st</sup> supplementary) has been earmarked in the State budget to lay emphasis on creation and up-gradation of urban infrastructures.

**7.33** As per guidelines of Ministry of Urban Development for 100 Smart Cities in the country are to be developed as smart city in various phases. Out of which two cities were allocated to the State of Haryana and accordingly the State Govt. recommended Faridabad and Karnal cities to be developed as Smart City from Haryana. Faridabad has been selected in the second phase of the selection by the Ministry of Urban Development. A company namely Faridabad Smart City Limited has also been constituted and registered to implement smart city proposals. A sum of ₹ 392 crore, (₹ 198 crore as Govt. of India's Share and ₹ 194 crore as State Share) has been released to Faridabad Smart City Limited and a sum of ₹ 2 crore issued by the Govt. of India during the year 2015-16 has been released to MC, Karnal under the Smart City Mission. On 28.6.2016, MoUD

announced list of 30 Smart Cities in 3<sup>rd</sup> round of selection including that of Karnal to be developed as Smart City during 2017-2021. The State Govt. has issued order for creation of SPV for the Smart City Karnal vide order dated 1.8.2017.

### **Haryana Municipal Corporation Advertisement (Amendment) Byelaws, 2016.**

**7.34** The State of Haryana notified the Haryana Municipal Corporation Advertisement Byelaws, 2016 on 28.9.2016 and its subsequent amendment dated 8.6.2017 for regulation of advertisements in the State, which is also a great source of revenue to municipalities.

### **Haryana Street Vendors (Protection of Livelihood and Regulation of Street vending) Rules, 2016**

**7.35** The State of Haryana notified the Haryana Street Vendors Rules, 2016, under the Protection of Livelihood and Regulation of Street Vending Act, 2014 on 31.1.2017. The matter of survey and identification of street-vendors is under progress.

### **Status of City Bus Service Gurugram**

**7.36** The proposal for the City Bus Service was approved from the Committee of Secretaries of Infrastructure (CoSI) in the meeting held under the Chairmanship of Chief Secretary to Govt., Haryana on 10.10.2016 and also approved from the Cabinet Sub-Committee in the meeting held under the chairmanship of Hon'ble Chief Minister, Haryana. Further, as per the Govt. decision, now the work pertaining to City Bus Services Gurugram has been transferred to Gurugram Metro Development Authority (GMDA).

### **Status of City Bus Service Faridabad**

**7.37** The proposal of City Bus Service in Faridabad is under consideration on the lines of the Gurugram.

## **Rajiv Gandhi Urban Development Mission**

**7.38** Under Rajiv Gandhi Urban Development Mission for the current financial year 2017-18, ₹ 1,386.95 crore (₹ 1,066.71 crore in original budget + ₹ 320.24 crore in 1<sup>st</sup> supplementary) have been approved in the State budget and funds amounting to ₹ 1,127.71 crore have been released to the various municipalities.

## **Swachh Bharat Mission**

**7.39** The major objectives of Swachh Bharat Mission are to eliminate Open Defecation, Eradication of Manual Scavenging, Modern and Scientific Municipal Solid Waste Management, Behavioural change about healthy sanitation practices etc. The Govt. of India has released a sum of ₹ 73.655 crore and State Govt. has also released ₹ 98.875 crore under SBM till date. Against the total funds amounting to ₹ 172.53 crore, a sum of ₹ 142.47 crore has been released to ULBs under various components i.e. Individual Household Latrines (IHHL) Community/Public toilets, Solid Waste Management, Capacity building and IEC activities as per their requirements. During the current financial year i.e. 2017-18, a provision of ₹ 175 crore has been made in the State Budget under the scheme, out of which ₹ 48.22 crore has been sanctioned by Govt. of India and the same has been submitted to the State Finance Department for release of funds including State Share. Under the scheme, 55,070 Individual Household Latrines (IHHL), 2,967 community toilet seats and 5,011 public toilet seats have been constructed. In addition, 636 mobile toilets have been established in different locations to cater the community and public toilets. Haryana has already been declared Open Defecation Free State. On 2<sup>nd</sup> October,

2017, Richmond Park Welfare Association, Gurugram awarded by Ministry of Housing and Urban Affairs, Govt. of India for 100 percent segregation practices.

**7.40** 14 Clusters for Integrated Solid Waste Management have been proposed to cover all the ULBs of Haryana under Public Private Partnership (PPP), out of which 4 are Waste to Energy and 10 are Waste to Compost/ RDF projects. The work for 2 clusters namely; Gurugram-Faridabad and Sonipat has been assigned to the agencies and work is in progress in both the clusters. Tender has already been floated for 6 more clusters namely; Ambala-Karnal (WtE), Panchkula (WtC), Bhiwani (WtC), Rewari (WtC) and Fatehabad (WtC). The last date for submission of bid is 21.2.2018. SWM facilities would be provided in all the remaining towns during the SBM Mission period i.e. March, 2019 on PPP mode.

## **Atal Mission for Rejuvenation and Urban Transformation**

**7.41** The Govt. of India, Ministry of Urban Development has launched a new scheme namely; Atal Mission for Rejuvenation and Urban Transformation (AMRUT) in the month of June, 2015 with the objective to ensure that every household has access to a tap with assured supply of water and a sewerage connection to increase the amenity value of cities by developing greenery and well maintained open space (e.g. parks); and to reduce pollution by switching to public transport or constructing facilities for non-motorized transport (e.g. walking and cycling). Under this scheme, 20 cities (18 ULBs) of Haryana namely; Gurugram, Panchkula, Ambala City-Ambala Sadar, Yamuna Nagar-Jagadhri, Karnal, Hisar, Rohtak, Faridabad, Panipat, Kaithal, Rewari,



Bhiwani, Thanesar, Sonipat, Bahadurgarh, Palwal, Sirsa and Jind have been covered.

**7.42** 17 Detailed Project Reports amounting to ₹ 1,542.89 crore for 10 towns namely; Ambala, Gurugram, Karnal, Panchkula, Sonipat, Panipat, Thanesar, Yamuna Nagar, Bahadurgarh and Faridabad were approved by the SHPSC in their various meetings held till date. 12 more DPRs amounting to ₹ 654.07 crore have also been got prepared which are under process for approval. DNITs of 14 works amounting to ₹ 859.65 crore were approved and tenders have been called against approved DNITs. The work order amounting to ₹ 762.45 crore for Sewerage, Drainage, Water Supply & Park projects Sonipat, Ambala & Karnal has been issued and the request for release of funds has been sent to Govt. of India. During the year 2017-18, a provision of ₹ 440 crore has been made in the budget, out of which ₹ 123.50 crore has been released by Centre and State Govt. under the scheme. A sum of ₹ 42.61 crore has been utilized till date.

#### **Deen Dayal Upadhaya Sewa Basti Utthaan**

**7.43** The objective of Deen Dayal Upadhaya Sewa Basti Utthaan is to provide basic amenities to SC basties. For the current financial year 2017-18, a provision of ₹ 60 crore has been made in the budget. Under the scheme, ₹ 24.17 crore released to the concerned ULBs.

#### **Upgradation of Choupals/Community Centres**

**7.44** The State Govt. introduced the scheme in the year 2014-15 for upgradation of Choupals/Community Centres in the municipalities of the State. For the current financial year 2017-18, a provision of ₹ 11 crore has been made in the budget.

**7.45** State Govt. has launched new scheme for compensation of loss of commercial property of small Shopkeepers, Rehriwalas, Fadiwalas, Khokha/Klosk owners because of fire, electrical hazards, floods, earthquakes or natural disaster in the year 2014-15. During the current financial year 2017-18, a provision of ₹ 10 crore has been made in the budget, out of which no fund have been released to the municipalities.

**7.46** Govt. of Haryana has introduced internet based electronic tendering system in all the Municipal Corporations/Councils/Committees of Haryana State for all type of works whether procurement of civil works, purchase of stores or engagement of labour through outsourcing policy for any cost w.e.f. 1.12.2014 on NIC portal i.e. etenders.hry.nic.in

**7.47** On the recommendation of 14<sup>th</sup> Central Finance Commission, a budget provision of ₹ 536.84 crore, (₹ 342.98 crore for Municipal Corporations and ₹ 193.86 crore for Municipal Councils/Committees) has been made for the year 2017-18.

**7.48** State Finance Commission scheme, during the current financial year 2017-18, a budget provision of ₹ 250 crore has been made on the recommendation of State Finance Commission and ₹ 250 crore has been released to the Municipalities.

**7.49** For strengthening of fire services in the State of Haryana, a budget provision of ₹ 35 crore has been made by the State Govt. in the current financial year 2017-18. 102 Fire Motor Cycles, 56 different fire vehicles costing ₹ 24 crore, fire safety equipments and command vehicles worth ₹ 10 crore are being purchased in the current financial year.

## STATE URBAN DEVELOPMENT

### AUTHORITY

#### Pardhan Mantri Awas Yojana (PMAY)

##### – Housing for all

**7.50** In order to assess the demand of houses in the urban area of the State, a survey was conducted during 1.6.2017 to 25.7.2017 under Pradhan Mantri Awas Yojana-Urban (PMAY-U). In the demand survey, 3.23 lakh applications have been received and validation of demand is in progress. The Govt. of India has approved a project for constructing 24,221 dwelling units in 28 towns at a cost of ₹ 1,721.06 crore = {₹ 363.32 crore (CS) + ₹ 223.64 crore (SS) + ₹ 1,134.10 crore (Beneficiary's share)} Further, after validation of Detailed Project Reports (DPRs) of 53,290 beneficiaries costing to ₹ 4,322.48 crore = {₹ 799.35 (CS) + ₹ 497.19 crore (SS) + ₹ 3,025.94 crore (beneficiaries share)} of another 38 towns have been approved by the State Level Sanctioning and Monitoring Committee and same has been submitted to Govt. of India, Ministry of Housing and Urban Affairs for their approval.

#### Deendayal Antyodaya Yojana-National Urban Livelihood Mission (DAY-NULM)

**7.51** The Deendayal Antyodaya Yojana National Urban Livelihood

Mission (DAY-NULM) is being implemented in all 80 Towns/ULBs within the State.

**7.52** Up to December, 2017, 2,298 SHGs have been formed and the revolving fund to 351 Self Help Groups (SHGs) has been released. 3 agencies have been engaged as Resource Organizations for formation of SHGs.

**7.53** Under Skill training component upto December, 2017, 6,368 candidates have been trained, 377 candidates are under training and 1,242 candidates have been given placement.

**7.54** For providing financial assistance to individuals/groups of urban poor, loan to 682 beneficiaries has been provided.

**7.55** An agency has been engaged for conducting the survey of Urban street Vendors and preparation of Street Vending plans in all the 80 Towns/ULBs in the State. The survey agency has taken up the assignment.

**7.56** For providing Support to Urban Homeless (Night Shelters), an agency has been engaged to identify Urban Homeless persons within the State and the survey is in progress. Till now, 27 Portable Cabins for Urban Homeless have been established at different places in the State.

---

## HOUSING

**7.57** Housing Board Haryana since its inception in the year 1971 has constructed 92,188 houses of different categories up to 31.12.2017, out of which 68,945 houses are meant for EWS and LIG categories of the society.

**7.58** Town and Country Planning Department has handed over the possession of 11,148 plots to Housing

Board Haryana. The Housing Board Haryana constructs triple storied flats on these EWS plots for BPL families. The construction of 21,871 flats have been completed and 5,613 EWS flats for BPL families are under construction. During the period of present Govt., 16,426 houses have been completed w.e.f. 26.10.2014 to 31.12.2017 and out of which 15,781 are EWS for BPL families and 645 for other categories. ₹ 495.72 crore have been

incurred from 26.10.2014 to 31.12.2017 on the construction of EWS flats for BPL families, flats for Economical Weaker Section and other categories.

**7.59** The construction of 8,182 houses of different categories is in progress at different locations. Out of these, 1,500 houses are for EWS category, 5,613 houses are for BPL families and 1,069 houses are for other categories. The construction of 1,640 houses has been completed from 1.4.2017 to 31.12.2017. The expenditure of ₹ 12.59 crore have been incurred on construction of houses from 1.4.2017 to 31.12.2017.

**7.60** HUDA has allotted 192.0295 acre land for construction of EWS and other categories of houses at Hisar, Fatehabad, Agroha, Karnal, Cheeka, Charkhi Dadri, Jagadhari, Saffidon, Sirsa, Gohana and Jhajjar.

**7.61** HUDA has also allotted 50.965 acre land at Faridabad, Jhajjar, Mohindergarh, Rohtak, Panchkula, Pinjore, Palwal and Rewari for

construction of flats for Serving & Ex-Defence and Paramilitary Personnel of Haryana.

**7.62** Urban Local Bodies (ULB) have allotted 27.24 acre land at Karnal, Cheeka, Charkhi Dadri and Jullana for construction of EWS and other category houses.

**7.63** Urban Local Bodies have also allotted 35.696 acre land at different locations for the construction of flats for Serving & Ex-Defence and Paramilitary Personnel i.e., 3.517 acre in Sector- 106, 6.829 acre in Sector-76 and 8.48 acre in Sector-102-A at Gurugram, 5.40 acre at Palwal, 11.47 acre at Sampla.

**7.64** Housing Board Haryana will start construction of 1,888 EWS flats at Karnal and Hisar for Economical Weaker Section.

**7.65** Housing Board Haryana will start construction of 612 of Type-A & 400 Type-B category flats at Faridabad, Jhajjar and Rewari for Serving & Ex-Defence and Paramilitary Personnel.

\*\*\*

## SOCIAL SECTOR

---

*Human development with increased social welfare and well being of the people is the ultimate objective of development planning. In any developing and emerging economy Social Sector plays a significant role.*

### **WELFARE OF SCHEDULED CASTES/BACKWARD CLASSES**

**8.2** The Haryana Govt. is fully committed for the welfare of Scheduled Castes and Backward Classes by implementing various schemes for their socio-economic and educational upliftment.

#### **Mukhya Mantri Viwah Shagun Yojana**

**8.3** Under “Mukhya Mantri Viwah Shagun Yojana” an amount of ₹ 41,000 is provided to the persons belonging to Scheduled Castes, Denotified Tribes and Tapriwas Jatis living below poverty line and ₹ 11,000 to all sections of BPL categories other than SCs on the occasion of marriage of their daughters. Similarly, ₹ 11,000 to all families not listed in BPL but having land holding of less than 2.5 acre or income less than ₹ 1 lakh per annum. The State Govt. is providing ₹ 51,000 for the Widows of all sections of the society for the marriage of their daughter whose income is less than ₹ 1 lakh per annum and a grant of ₹ 31,000 is provided to sportswomen of irrespective of their caste and income who have participated in atleast 1 out of 26 Olympic games, 16 Non-Olympic games and 22 tournaments. An amount

of ₹ 8,017.79 lakh has been spent on 29,426 beneficiaries during the year 2016-17. A provision of ₹ 11,000 lakh has been made for the year 2017-18 and ₹ 5,985.25 lakh have been spent upto 31.12.2017.

**8.4** In order to enable Scheduled Castes and Backward Classes widows, destitute women for self employment, Tailoring Training Scheme has been implemented. Under this scheme, 64 Centres are being run by the Department where 20 Scheduled Castes and 5 Backward Classes trainees are admitted in each centre. A stipend of ₹ 600 per month and ₹ 300 per month for raw material is provided to each trainee. Under this scheme, all the trainees have been provided a Zig-Zag machine free of cost so that they become self employed. An amount of ₹ 53.54 lakh has been spent on 1,723 trainees during the year 2016-17. An amount of ₹ 200 lakh has been earmarked for the financial year 2017-18 and ₹ 34.20 lakh has been spent on 1,725 trainees upto 31.12.2017 under this scheme.

#### **Dr. Ambedkar Medhavi Chhatra Yojana**

**8.5** To encourage meritorious Scheduled Caste students, scholarships

ranging from ₹ 8,000 to ₹ 12,000 per annum is provided under “Dr. Ambedkar Medhavi Chhatra Yojana” in class 11<sup>th</sup>, 1<sup>st</sup> year of Graduation and 1<sup>st</sup> year of Post-Graduation courses. Scholarship is also provided to BC students of Matric class on the basis of their percentage score. For this purpose, an amount of ₹ 1,618.96 lakh has been spent on 22,040 beneficiaries during the year 2016-17. A provision of ₹ 4,000 lakh has been made for the year 2017-18 and ₹ 451.12 lakh has been spent upto 31.12.2017.

#### **Mukhyamantri Samajik Samrasta Antarjatiya Vivah Shagun Yojana**

**8.6** Under “Mukhyamantri Samajik Samrasta Antarjatiya Vivah Shagun Yojana”, inter caste marriage with a Scheduled Caste is encouraged. In all the cases where a person marry a scheduled caste, an incentive of ₹ 1,01,000 is provided to the married couple. Under the Scheme, an amount of ₹ 239.92 lakh has been spent on 465 couples during the year 2016-17. A provision of ₹ 400 lakh has been made for the year 2017-18 and ₹ 308.42 lakh has been spent upto 31.12.2017.

**8.7** Free coaching is provided to Scheduled Castes and Backward Classes aspirants to prepare themselves for various competitive and entrance examination such as Civil Services Exams, Banking/Railway/SSC/HTET/CGL and NEET/JEE etc. under “Financial Assistance for Higher Competitive Entrance Examination to Scheduled Castes and Backward Classes Candidates” through reputed institutions with income upto ₹ 2.5 lakh per annum. A provision of ₹ 600 lakh has been made for the year 2017-18 and ₹ 291.50 lakh has been spent upto 31.12.2017.

#### **Post Matric Scholarship for Scheduled Castes Students**

**8.8** Scheduled Caste students studying in the Post Matric Classes are awarded stipend under the Govt. of India’s “Post Matric Scholarship to Scheduled Castes Students Scheme” ranging from ₹ 230 to ₹ 1,200 per month. Beside this, compulsory non-refundable fees are also reimbursed to the students, provided their annual family income should be less than ₹ 2.50 lakh per annum. An amount of ₹ 23,899.90 lakh has been spent on 90,784 students during the year 2016-17. A provision of ₹ 31,387 lakh has been made for the year 2017-18 and ₹ 6,651.78 lakh has been spent upto 31.12.2017.

#### **Post Matric Scholarship Scheme for Other Backward Classes Students**

**8.9** Similarly, Other Backward Classes students studying in the Post Matric Classes are awarded scholarship under the Govt. of India’s “Post Matric Scholarship Scheme for Other Backward Classes Students Scheme” ranging from ₹ 160 to ₹ 750 per month. An amount of ₹ 512.16 lakh has been spent on 19,348 students during the year 2016-17. A provision of ₹ 3,736 lakh has been made for the year 2017-18 and ₹ 370.02 lakh has been spent upto 31.12.2017.

#### **Scholarship to Scheduled Castes Students Studying in Govt. ITIs**

**8.10** To promote the interest of skill development trainings amongst the Scheduled Castes youths and to enable them for self employment and getting job in Private and Govt. sectors a scheme namely “Scholarship to Scheduled Castes Students Studying in Govt. ITIs” has been launched from 2017-18. According to the scheme scholarship @ ₹ 200 per month will be given in each academic

year to the Scheduled Castes students studying in Govt. ITIs. In addition to this, their tuition fees will also be reimbursed. This scheme is being implemented through Skill Development & Industrial Training Department, Haryana. A provision of ₹ 100 lakh has been made for the year 2017-18 for this purpose.

**8.11** Haryana State Commission for Safai Karamcharies has been notified on 6<sup>th</sup> Nov. 2017 to investigate, examine and monitor all matters relating to the

safeguards provided for the Safai Karamcharis. In addition to this, the Commission shall advise the Govt. on legislative and developmental policies affecting the Safai Karamcharies.

**8.12** Haryana Kesh Kala and Kaushal Vikas Board has been constituted on 24.11.2017 to revive and promote the heritage, continuity and up-gradation of art of hair grooming and to co-ordinate and assist in bringing new technologies into the profession.

---

## **HSCFDC**

**8.13** The main objective of the Haryana Scheduled Castes Finance and Development Corporation is to undertake the tasks of socio-economic upliftment of the Scheduled Castes in the State. At present the Corporation is implementing three types of schemes, namely Bank tie-up schemes, Schemes in collaboration with National Scheduled Castes Finance & Development Corporation (NSFDC), Schemes in collaboration with National Safai Karamcharis Finance and Development Corporation (NSKFDC). As per guidelines issued by the Govt. of India, the Corporation provides loan/benefit to only those identified Scheduled Castes families whose annual family income does not exceed ₹ 49,000 in rural areas and ₹ 60,000 in urban areas and his/her name should figure in BPL survey list for various bank assisted income generating schemes such as dairy farming, sheep rearing, animal driven carts, leather and leather goods making, Kiriyana shop, tea shop, bangles shop, Atta Chakki, Carpentry, Cyber Café, Photography and Auto Rickshaw etc. In case of National Scheduled Castes

Finance and Development Corporation (NSFDC) assisted schemes, the income ceiling is ₹ 98,000 per annum in rural areas and ₹ 1,20,000 per annum in urban areas. There is no income limit under NSKFDC Schemes, only occupation is the criteria for eligibility. Under the Bank Tie-up Scheme, the Corporation provides financial assistance for various bankable income generating schemes costing upto ₹ 1.50 lakh. The Corporation provides subsidy @ 50 percent (Subsidy to maximum of ₹ 10,000 and margin money @ 10 percent of the project cost and balance amount is provided by the bank. Under the scheme in collaboration with National Scheduled Castes Finance and Development Corporation (NSFDC), the Corporation follows the unit cost as approved by NSFDC under various schemes. The NSFDC, Haryana Scheduled Castes Finance and Development Corporation and beneficiaries contribute towards the Scheme in the ratio approved by NSFDC. However, the share of the Corporation is upto 10 percent of the approved unit cost. In case of NSFDC assisted scheme, the

Corporation provides subsidy in BPL cases @ 50 percent of the project cost. The maximum amount of subsidy is ₹ 10,000. Under the scheme in collaboration with National Safai Karamcharis Finance and Development Corporation (NSKDC), the Corporation follows the unit cost as approved by NSKFDC under various schemes. The NSKFDC, Haryana Scheduled Castes Finance and Development Corporation and beneficiaries contribute towards the scheme in the ratio approved by NSKFDC. However, the share of the Corporation is upto 10 percent of the approved unit cost. There is no provision of subsidy under NSKFDC scheme.

**8.14** During the year 2016-17, the Corporation had to assist 8,000 families

for various income generating Schemes by providing them financial assistance of ₹ 78.25 crore including ₹ 7.95 crore as subsidy. The Corporation had assisted 5,220 beneficiaries by providing them financial assistance of ₹ 32.51 crore including ₹ 3.43 crore as subsidy for various self employment Schemes during the year 2016-17. During the year 2016-17, the Corporation will assist 8,000 families for various income generating Schemes by providing them financial assistance of ₹ 81 crore including ₹ 7.95 crores as subsidy. The Corporation has assisted 2,939 beneficiaries by providing them financial assistance of ₹ 18.47 crore including ₹ 1.91 crore as subsidy for various self employment Schemes during the year 2017-18 (upto December, 2017).

---

**HARYANA BACKWARD CLASSES & ECONOMICALLY WEAKER SECTIONS KALYAN NIGAM**

**8.15** Haryana Backward Classes & Economically Weaker Sections Kalyan Nigam is working for the economic upliftment of Backward Classes, Minority Communities and Handicapped Persons (Persons with disabilities). Against a target of ₹ 25 crore for providing financial assistance to 5,000 persons of Backward Classes during 2017-18, loan of ₹ 812.03

lakh to 977 persons of Backward Classes has been given upto 31<sup>st</sup> December, 2017. A target of ₹ 15 crore has been fixed for providing financial assistance to 3,000 persons of Minority Communities during the year 2017-18 and the Nigam has disbursed amounting to ₹ 240.75 lakh to 281 members of Minority Communities. Against the target of providing financial assistance of ₹ 10 crore to 2,000 persons with Disabilities during 2017-18, ₹ 461 lakh have been given to 581 persons with Disabilities till 31<sup>st</sup> December, 2017.

---

**SOCIAL JUSTICE & EMPOWERMENT**

**8.16** Old Age Samman Allowance Scheme prevalent in the State has been based on economic criteria and the eligibility age is 60 years or more so as to give the benefit to the really poor and needy persons. Under this scheme, old persons in the age of 60 years or more,

whose husband/wife's annual income from all sources is below ₹ 2 lakh, is given benefit @ ₹ 1,800 per month per beneficiary to eligible senior citizens. 14,80,115 eligible senior citizens are covered under this scheme upto December, 2017. Out of which number of female beneficiaries are 7,06,966. Under this scheme, rate of allowance is

increased from ₹ 1,600 to ₹ 1,800 per month w.e.f. 1<sup>st</sup> November, 2017 (payable in December, 2017). At present the State Govt. has decided that the disbursement of allowance is made through various Banks, Post Offices and Vodafone etc.

**8.17** Widow Pension Scheme is also being implemented to provide security and financial assistance to widows and destitute women. Under this scheme, widows and destitute women aged 18 years and above, who have no other financial support and her own income from all sources is below ₹ 2 lakh per annum are being provided pension at the rate of ₹ 1,800 per month per beneficiary. 6,52,626 such widows and destitute women are covered under this scheme upto December, 2017. Under this scheme, rate of allowance is increased from ₹ 1,600 to ₹ 1,800 per month w.e.f. 1<sup>st</sup> November, 2017 (payable in December, 2017). At present the State Govt. has decided that the disbursement of allowance is made through various Banks, Post Offices and Vodafone etc.

**8.18** The State has also taken a number of steps for rehabilitation of Blind, Deaf, Disabled and Mentally Retarded persons. Under this scheme, in the age of 18 years and above disabled persons, residing in the State, who have no other financial support and her own monthly income from all sources is below the minimum wages of unskilled labour as notified by Labour Department, are being provided pension at the rate of ₹ 1,800 per month per beneficiary. 1,48,484 disabled persons are covered under this scheme upto December, 2017. Out of which number of female beneficiaries are 43,000. Under this

scheme, rate of allowance is increased from ₹ 1,600 to ₹ 1,800 per month w.e.f. 1<sup>st</sup> November, 2017 (payable in December, 2017). At present, the State Govt. has decided that the disbursement of allowance is made through various Banks, Post Offices and Vodafone etc. Scholarships ranging between ₹ 400 to ₹ 1,000 per month were given to physically challenged students. Un-employment allowance to the educated physically challenged persons (70 percent) are being given between ₹ 500 to ₹ 1,000 per month and in the case of persons having 100 percent disability, the rates of un-employment allowance is ₹ 1,000 per month to Matric/Middle Pass Diploma Holder, ₹ 1500 per month to Graduate/Matric Pass Diploma Holder and ₹ 2,000 per month to Post Graduate/Graduate Pass Diploma Holder. The State Govt. has decreased the eligibility criteria from 70 percent to 60 percent to all the categories of disabled persons under the scheme 'Pension to Differently Abled Persons'.

**8.19** To remove the sense of economic insecurity in the mind of parents who have only daughters, Ladli Social Security Allowance Scheme was implemented w.e.f. 1<sup>st</sup> January, 2006. Under this scheme, the rate of allowance is ₹ 1,800 per month per beneficiary and allowance is being paid to the families from the 45<sup>th</sup> birthday of the father/mother, who ever is older of the two till their 60<sup>th</sup> birthday i.e. for 15 years. Thereafter, they are eligible for Old Age Samman Allowance. 31,695 beneficiaries are covered under this scheme upto December, 2017. Out of which numbers of female beneficiaries are 14,459.



Under this scheme rate of allowance is increased from ₹ 1,600 to 1,800 per month w.e.f. 1<sup>st</sup> November, 2017 (payable in December, 2017). At present, the State Govt. has decided that the

disbursement of allowance is made through various Banks, Post Offices and Vodafone etc. No. of beneficiaries and expenditure incurred on social security schemes is given in **Table 8.1**.

**Table: 8.1- Beneficiaries and Expenditure incurred on Social Security Schemes.**

Sr. No	Name of Scheme	2016-17		2017-18 (upto Dec., 2017)	
		No. of beneficiaries	Amount incurred (₹ in lakh)	No. of beneficiaries	Amount incurred (₹ in lakh)
1.	Old Age Samman Allowance	14,38,822	2,51,825.06	14,80,115	2,14,897.02
2.	Financial Assistance to Destitute Women & Widows.	6,32,626	1,10,145.86	6,52,626	94,343.09
3.	Rehabilitation of Blind, Differently Abled and Mentally Retarded Persons:	1,44,215	25,242.63	1,48,484	21,434.51
	i) Pension to Differently Abled Persons	3,990	176.03	3,640	54.99
	ii) Scholarship to Differently Abled Students	513	5.16	179	1.81
	iii) Unemployment Allowance to Educated Differently Abled Persons	7,345	679.78	8,524	745.22
	iv) Financial Assistance to Non-School going Differently Abled Children				
4.	Ladli Social Security Allowance	29,761	5,123.30	31,695	4,519.14
5.	Others:				
	i) Financial Assistance to Destitute Children	1,08,217	12,304.40	1,19,465	12,755.20
	ii) Aam Admi Bima Yojna/ Janshree Bima Yojna	12,000 (families)	211.26	0	0
	iii) Family benefit Scheme	2,965	593.00	2,815	563.12

Source: Social Justice and Empowerment Department, Haryana.

## WELFARE OF FREEDOM FIGHTERS

**8.20** The State Samman Pension of Freedom Fighters/their Widows of the Haryana State have been increased from ₹ 20,000 to ₹ 25,000 per month (including fixed medical allowance at the rate of ₹ 750 per month) w.e.f. 1.4.2014. After death of Freedom Fighters and their spouse, the State Samman Pension will be transferred further to their unmarried unemployed daughters and disabled unmarried unemployed sons with 75

percent disability. If there are more than one eligible children, they will get proportionate share in the pension. In addition to Samman Pension, some other schemes/facilities have also been extended to the Freedom Fighters/their Widows and their dependents which are as under:-

- On the death of Freedom Fighter of the State, funeral expenses amount has been enhanced from ₹ 1,500 to ₹ 5,000 w.e.f 3.7.2009.

- Financial assistance to the Haryana State Freedom Fighters/INA personnel and their widows for the marriage of their daughters, grand daughters and dependent sisters has been increased

from ₹ 21,000 to ₹ 51,000 w.e.f 20.8.2009 in each case even though more than one marriage is solemnized in a year.

## WELFARE OF DEFENCE PERSONNEL

**8.21** The State Govt. is committed for the welfare of Defence Personnel, Ex-Defence Personnel and their families in recognition to the service and supreme

sacrifices made by them. The State Govt. is providing One Time Cash Award to Gallantry Award Winners. The amount of Cash Awards being paid to Gallantry Award Winners (War Time and Peace Time) is given in **Table 8.2**.

**Table 8.2- One Time Cash Award to Gallantry Award Winners.**

(in ₹)

Sr.No.	WAR TIME GALLANTRY AWARD	One Time Cash Award
1	Paramvir Chakra	2,00,00,000
2	Mahavir Chakra	1,00,00,000
3	Vir Chakra	50,00,000
4	Sena /Nao/Vayu Sena Medal (Gallantry)	21,00,000
5	Mention-in-Despatches (Gallantry)	10,00,000
<b>PEACE TIME GALLANTRY AWARD</b>		
1	Ashok Chakra	1,00,00,000
2	Kirti Chakra	51,00,000
3	Shaurya Chakra	31,00,000
4	Sena /Nao/Vayu Sena Medal (Gallantry)	10,00,000
5	Mention-in-Despatches (Gallantry)	7,50,000

Source: Sainik and Ardh Sainik Welfare Department, Haryana.

**Table 8.3- Annuity to Gallantry Award Winners.**

(in ₹)

Sr. No.	Annuity to Gallantry Award Winners	Annuity
1	Paramvir Chakra	3,00,000
2	Ashok Chakra	2,50,000
3	Mahavir Chakra	2,25,000
4	Kirti Chakra	1,75,000
5	Vir Chakra	1,25,000
6	Shaurya Chakra	1,00,000
7	Sena /Nao/Vayu Sena Medal (Gallantry)	50,000
8	Mention-in-Despatches (Gallantry)	30,000

Source: Sainik and Ardh Sainik Welfare Department, Haryana.

**8.22** The State Govt. is also providing the annuity to Gallantry Award Winners prior to 5.10.2007. The amount of annuity being paid to Gallantry Award Winners is given in **Table 8.3**.

**8.23** The State Govt. is also providing the Financial Assistance to all Defence Forces personnel. The amount of financial assistance being paid is given in **Table 8.4**.

**Table 8.4 - Financial Assistance to Defence Forces Personnel.**

		(in ₹)
Sr.No.	Financial Assistance	Amount
1	<b>F.A. to widows of ESM and ESM of above 60 yrs age</b>	3,400
	<b>FA to WW II veterans and their Widows</b>	10,000
	<b>(enhanced from ₹ 4,500 to ₹ 10,000 w.e.f 1.11.2017)</b>	
2	<b>F.A. to Para/Tetra Hemi Plegic ESM</b>	3,400
	(Annual increase of ₹ 400 per year/every year)	
3	<b>F.A. to Orphan Children of ESM</b>	3,400
	(Annual increase of ₹ 400 per year/every year)	
4	<b>F.A. to Disabled ESM</b>	3,400
	((Annual increase of ₹ 400 per year/every year))	
5	<b>F.A. to Blind ESM</b>	3,400
	(Annual increase of ₹ 400 per year/every year)	
6	<b>Grant-in-Aid to RIMC</b>	50,000
	(enhanced from ₹ 35,000 to ₹ 50,000 w.e.f. 1.4.2017) and	
	<b>FA to cadets/Gentlemen Cadets for undertaking the</b>	1,00,000
	<b>training successfully at NDA/OTS/IMA Naval and air</b>	
	<b>force academy and any other Defence Academy of</b>	
	<b>National Status</b>	
7	<b>F.A. to war widows of Defence Forces Personnel's</b> in	3,400
	addition to Family Pension already getting from GOI	
	(Annual increase of ₹ 400 per year/every year)	

Source: Sainik and Ardh Sainik Welfare Department, Haryana.

**8.24** One time cash award to Yudh Awardees is also paid by State Govt. and Seva Medal/ Distinguished Service is given in **Table 8.5**.

**Table 8.5- Financial Assistance to All Defence Forces Personnel's**

		(in ₹)
Sr. No.	Name of Award	One Time Cash Award
1	Sarvotam Yudh Seva Medal	7,00,000
2	Uttam Yudh Seva Medal	4,00,000
3	Yudh Seva Medal	2,00,000
4	Param Vishist Seva Medal	6,50,000
5	Ati Vishist Seva Medal	3,25,000
6	Vishist Seva Medal	1,25,000

Source: Sainik and Ardh Sainik Welfare Department, Haryana.

**8.25** Haryana Govt. is providing incentives to Sena Medal, Distinguished Service/ Devotion to duty wardees

of the Defence Forces personnel is given in **Table 8.6**.

**Table 8.6- Incentives to Sena Medal Awardees of the Defence Forces**

Sr. No.	Name of Award	One Time Cash Award (in ₹)	Annuity (in ₹)
1	Sena Medal Distinguished Service/Devotion to duty who got the award on or after 31.3.2008 and before 19.2.2014	34,000	3,500
2	Sena Medal, Distinguished Service/Devotion to duty who got the award on or after 19.2.2014	1,75,000	-

Source: Sainik and Ardh Sainik Welfare Department, Haryana.

**8.26** The State Govt. provides independence Gallantry Award Winners Monetary Allowance/Pension to the Pre- and their Widows as given **Table 8.7.**

**Table 8.7- Monetary Allowance/Pension to the Pre-Independence Gallantry Award Winners and their Widows**

Sr. No.	Name of Award	Monetary Allowance/ Pension (in ₹)
1	Victoria Cross	15,000
2	Military Cross	10,000
3	Military Medal	5,000
4	Indian Order of Merit	3,000
5	Indian Distinguished Service Medal	2,000
6	Mention-in-Despatches (only Pre-Independence Gallantry Awardees)	2,000

Source: Sainik and Ardh Sainik Welfare Department, Haryana.

**8.27** The State Govt. is providing Govt. service of Class-III and IV to any one dependent of the Martyrs of Defence Forces Personnel on ex-gratia basis. In addition, the State Govt. is also providing the Ex-gratia Grant to the martyrs. The grant of ex-gratia admissible under the policy/instructions shall be given in all cases of "Battle Casualty," as declared by the Defence Authorities, irrespective of any operation or any specified area of operation as notified by Govt. of India, which occurred on or after 24.3.2016. The amount of ex-gratia grant is ₹ 50 lakh w.e.f 2.8.2016 and in case of disability the amount is ₹ 5 lakh to ₹ 15 lakh depending upon the percentage of disability due to War, Militant, I.E.D. blast battle casualties in operational area

or specific are of operation as notified by Govt. of India. This amount will be in addition to the financial assistance given by the Govt. of India.

**8.28** Now, the State Govt. is also providing the Ex-gratia grant to the member of Central Para Military Forces (CPMF) who die in harness or are disabled in the performance of their bonafide official duties while serving in operational area in war or under terrorist/militant attack. The amount of Ex-gratia ₹ 50 lakh, and in case of disability the amount of ₹ 15 lakh to ₹ 35 lakh depending upon the percentage of disability during natural calamities, Elections, Rescue operations, Internal Security Duty etc.

## EMPLOYMENT

**8.29** The Employment Department, Haryana registers applicants for their placement against notified jobs, under the provisions of CNV Act 1959 provides vocational guidance to job seekers & collects employment data from establishment in the organized sector

**8.30** The Govt. of Haryana has launched the “Educated Youth Allowance and Honorarium Scheme-2016” popularly known as “Saksham Yuva” Scheme on 1<sup>st</sup> November, 2016 on the occasion of Haryana Sawarn Jyanti Varsh to provide Unemployment Allowance and Honorarium to the eligible Post-Graduate youth of Haryana in lieu of 100 hours of honorary work. Later, the Scheme has been extended to include registered Science, Engineering and Science equivalent, Commerce Graduates of the State. Under the Scheme, ₹ 3,000 and ₹ 1,500 are given as Unemployment Allowance to Post-Graduates and Graduates respectively and ₹ 6,000 for Honorary assignment to eligible registered 25,088 Post-Graduates and 15,249 Graduates applicants are approved in different districts of the State up to 15.12.2017. In the month of December, 2017 total 10,446 Post-Graduates and 4,920 Graduates SAKSHAM YUVA are deployed for honorary work in different departments. By now ₹ 55.45 crore and ₹ 32.59 crore has been disbursed as Unemployment Allowance and Honorarium respectively. Under the scheme, efforts are being made for providing skill training to eligible applicants.

**8.31** Model Career Counseling centre has been established at Hisar with the help of Govt. of India to furnish information related to Education, Internship, Skill Development Courses, Vocational Training Programmes, Professional Courses, Career Counseling and guidance related to various Government schemes. The Centre shall be IT intensive model to cater to various demands of unemployed persons and the Employers. For this purpose ₹ 25 lakh from Govt. of India have been released.

**8.32** Haryana Overseas Placement Assistance Society was formed on 2005. This Society has been registered under the Societies Registration Act, 1860. This Society sent 207 registered candidates for job study overseas. The progress detail of HOPAS for 2016-17 and 2017-18 is as under:-

- In the financial year 2016-17, 589 candidates are registered on the website of HOPAS for legal and secure migration ₹ 7.48 lakh has been spent for the financial year 2016-17. In the financial year 2017-18, 115 candidates are registered on the website of HOPAS for legal and secure migration ₹ 4.99 lakh has been spent for the financial year 2017-18 since 1<sup>st</sup> December, 2017.
- The candidates can register themselves on the website of HOPAS [www.opbharyana.com](http://www.opbharyana.com). The registration is provided by HOPAS free of cost. The total budget for the financial year 2017-18 is ₹ 230 crore and the provision for financial year 2018-19 is tentatively required of ₹ 403 crore.

---

## LABOUR WELFARE

**8.33** The main function of the Labour Department, Haryana is to

maintain industrial peace and harmony in the State and to ensure safety, health and welfare of the workers. The Department

is fully aware of the economic needs of workers. In this regard, the rates of Minimum Wages are fixed or revised from time to time. The rates of Minimum Wages of the unskilled workers in the State had been revised at the rate of ₹ 7,600 per month on 1.11.2015. At present, the rates of Minimum Wages w.e.f 1.7.2016 in the category of namely: Unskilled, Semi Skilled (A), Semi Skilled (B), Skilled (A), Skilled (B) and Highly Skilled are ₹ 8,280.20, ₹ 8,694.20, ₹ 9,128.91, ₹ 9,585.35, ₹ 10,064.62 and ₹ 10,567.85 per month.

**8.34** To encourage employment of women in the Information Technology (IT) and I.T enabled industries in the State, permission under Punjab Shops and Commercial Establishments Act, 1958 have been relaxed for women to work in night shifts with mandatory mechanism for adequate protection during working hours and for employers to take full responsibility for the security and transportation of their women employees. A total 122 number of establishments have been granted exemptions u/s 30 of the said Act and 26,813 women employees have been benefited during the period 1.1.2017 to 31.12.2017.

**8.35** In district Panipat, Faridabad and Yamunanagar, three Rehabilitation Centres have been established for destitute and migrant child labour. On 26.11.2016 the Rehabilitation Centre, Faridabad has been closed. Now, at present two Rehabilitation Centres are running in the district, Panipat and Yamunanagar. In which free services are provided for accommodation, vocational education and food. For the financial

year 2017-18, the State Govt. has sanctioned a budget of ₹ 70 lakh.

**8.36** Various provisions have been made to simplify in order to facilitate the entrepreneurs/employers to comply with the provision relating to the safety, health and welfare of the workers. In the new rules, time limits of 45 days for grant/renewal of factory license and other various services to facilitate the entrepreneurs have been fixed. The amended Rules has been notified and published in Extraordinary Gazette of Haryana vide Notification No. 11/16/2016-4lab dated 17.2.2017.

**8.37** In the State, Silicosis Rehabilitation Policy on 22.11.2016 and the health inspection of 55 workers during 2016 and 69 workers upto 8.12.2017 was made. 55 workers were benefited under the Haryana Silicosis Rehabilitation Policy and an amount of ₹ 2.75 crore were distributed. Three workers were given an amount of ₹ 3 lakh in case of death and ₹ 45,000 to these 3 workers for cremation, ₹ 1.51 lakh was given to 10 Silicosis effected workers out of 19 as scholarship allowances, ₹ 3,500 per month was given as family pension to 3 families and ₹ 4,000 was given to 4 workers as Silicosis pension.

**8.38** Under construction buildings have been inspected by the field officers under BOCW Act, 1996 and factories have been inspected through online mode by the field officers under factories Act, 1948. The safety of workers as well as their health is focused. The inspection report by the field officers is provided to the Headquarter and one month period is given to management for remove the violations. Three chances to the

management are given by the head office for the personal hearing and they are warned to be alert in future and the management those who did not compliance the terms and conditions are prosecuted under BOCW Act, 1996 & factories Act, 1948. Factory inspections has activated under Transparent Inspection Policy.

**8.39** Regarding the renewal of Factory License, Management have to deposit online license fee, building plans in Form No. 2 and after completing all the formalities the license is issued to the concerned. Since 2011, this work is being done online.

#### **BUDGET**

**8.40** The current plan budget for the year 2017-18 is ₹ 823.50 lakh out of which ₹ 180.32 lakh has incurred till December, 2017.

#### **Achievements of Haryana Building & Other Construction Workers Welfare Board**

**8.41** Haryana Building & Other Construction Workers Welfare Board is providing following benefits like Maternity Benefit, Paternity Benefit, Financial Assistance for Education, Kanyadaan, purchase of tools, Mukhyamantri Mahila Nirman Shramik Samman Yojana, Sewing Machine, Bicycle, Financial Assistance of marriage of children, travelling facility for Religious & Historical Places, Financial Assistance to physically Disabled/ Mentally Retarded Children of the beneficiaries, Disability Pension, Health Insurance Scheme, coverage of Chronic Disease, Advance for purchase of construction of house, Family Pension, Death Scheme, Mukhya Mantri Samajik Suraksha Yojana, Funeral Assistance, Financial Assistance to the Un-registered

Workers Death, Creches & Mobile Toilets, Workers facility centres and labour sheds for the beneficiaries of the Board in the year 2016-17. 63,802 beneficiaries were benefited and an amount of ₹ 77.98 crore has been spent. Where as in the year 2017-18, (April-December, 2017) more than 1,15,381 beneficiaries have been benefited and an amount of ₹ 95.93 crore has been spent.

#### **Achievements of Haryana Labour Welfare Board**

**8.42** Various 22 welfare schemes are being run by the Haryana Labour Welfare Board like Kanyadaan for marriage of daughter, Scholarship, Financial Assistance for purchase of Spectacles to workers and their dependants, Financial Assistance to worker in case of accident, Financial Assistance to dependants of contributor worker under Mukhyamantri Shramik Samajik Suraksha Yojana whose death occurred in the premises of establishment and to non contributor workers whose death occurred due to fire or collapse of building of establishment etc. and on disability, Financial assistance to the victim worker, Financial assistance to the dependants whose death occurred outside the premises of establishment due to any reason and financial assistance for cremation of deceased workers, Maternity benefit to the wife of worker and for self to female worker, Financial assistance to workers and dependants for treatment of teeth, providing of Artificial limbs, Hearing machine, Try-cycle, providing of financial assistance to workers for their children who are mentally retarded, disabled and blind, providing of financial assistance to workers for purchase of cycle, sewing machine, books, note books and uniform

for study of their girls, L.T.C. to workers, Financial assistance to workers for participation of their wards upto state level sports and cultural competition, Sharam Puruskar and organizing of zone level and state level sports competition for entertainment of workers etc. schemes are being run. During the period 1.1.2017 to 31.12.2017, an amount of ₹ 30.10 crore have been spent for 35,587 workers under these scheme. In order to ensure transparency and speedy

disbursement of benefits under various schemes, entire data of contributor workers are being captured on web portal hrylabour.gov.in. The benefits are being provided online under DBT. Due to online payments of benefits of schemes through DBT in Aadhaar Seeded Bank accounts of workers have been started. In addition to above an amount of ₹ 2.76 crore have been spent under Haryana Silicosis Rehabilities Policy.

---

## **SPORTS AND YOUTH AFFAIRS**

### **Cash Awards to Olympic/Para Olympic Medal Winners**

**8.43** Players from Haryana have played a key role in country's upsurge in international sports arena in recent time. Smt. Sakshi Malik won Bronze Medal in wrestling in Rio Olympics 2016 and Smt. Deepa Malik won Silver Medal in Para Athletics (Shot Put) in Para Olympics held at Rio 2016, for which they were awarded ₹ 2.5 crore and ₹ 4 crore respectively by Department of Sports and Youth Affairs and other 28 participants were also awarded ₹ 15 lakh each. Coaches of medal winners had also been awarded for ₹ 10 lakh each.

### **Deaf Olympic Games**

**8.44** In 2017, Deaf Olympic Games have been included in Haryana Sports and Physical Fitness Policy, 2015. It is notified that Deaf Olympic Games will be treated at par with the Para Olympics. The amount of cash award for winning various National/International events will also be at par with the Para Olympics winners. 23<sup>rd</sup> Summer Deaf Olympics were held at Samsung (Turkey) from 18<sup>th</sup> July to 30<sup>th</sup> July, 2017. In Deaf Olympic Games, a contingent of 46 sports

persons from the country participated, out of which 8 players were from Haryana State. As such 17 percent sports persons participated from Haryana State. In Deaf Olympic Games, 2017, players of Haryana won 4 Medals (1 Gold, 1 Silver and 2 Bronze medals) out of 5 won by the country. Proposed cash awards amounting to ₹ 15.60 crore to the winners and the participants will be released in the current year.

### **Khel Mahakumbh**

**8.45** On the closing of Swaran Jayanti year, sports festival called "Khel Mahakumbh" was organized in all Districts. Players of 25 games, boys and girls under-14, under-17 and open category, citizens above the age of 40 and senior citizen above the age of 60 participated. About 1.77 lakh players of various districts participated in this event. A State level Khel Mahakumbh was also organized in which 30,403 players participated. Out of which 4,519 players were awarded with the medals. A total sum of ₹ 27.52 crore are being spent on "Khel Mahakumbh" at District/State level.

### **Sports Infrastructure**

**8.46** Construction of Facilitation Centres in 19 districts have been



approved by the Govt. with approximate cost of ₹ 3.25 crore each. In DSO Offices, gym, sports library, audio visual hall, conference hall, I.T. room and dormitory are being constructed. In most of the districts construction work is in full swings. A Football Synthetic Turf and Synthetic Athletic Track with pavilion and other offices are under construction at Ambala Stadium. For which an amount of ₹ 27.50 crore has already been sanctioned out of total estimate of ₹ 48.57 crore. Athletic Tracks in Bhiwani, Faridabad, Karnal are under construction with a cost ranging from ₹ 7 crore to ₹ 10 crore each.

#### **Swarn Jayanti Sports Nurseries**

**8.47** On the policy of “Catch them Young”, 345 sports nurseries (10 games) have been allotted to Govt. and private schools to provide sports coaching to young budding athletes. Total 8,600 students ( Boys & Girls) are going to be enrolled in these sport nurseries.

#### **Promotion of Yoga**

**8.48** To activate the Yogshalas & to promote yoga in the State, 164 yoga physical fitness volunteers and 7 yoga coaches have been selected.

#### **Youth Programmes and Adventure Activity**

**8.49** In the year 2017-18, the department organized different youth programmes and activities. These are adventure sports like basic water sports course at regional Water Sports Centre.

- 10 days cultural workshop was organized in all districts in the month of June, 2017 in which about 1,050 boys and girls participated. An amount of ₹ 11 lakh was spent in these workshops.
- 5 days State level cultural workshop was organized at District Palwal in the month of July, 2017 in

which about 105 boys and girls participated. An amount of ₹ 3 lakh was spent in this workshop.

- Four River rafting camps in 1<sup>st</sup> phase and four in 2<sup>nd</sup> phase were organized at Kodiala (Rishikesh) on 8<sup>th</sup> June 2017 to 15<sup>th</sup> October, 2017, in which 350 girls and boys participated. An amount of ₹ 30 lakh was spent in these camps.

- Two basic water Sports Courses were organized at Regional Water Sports Centre, “Pong Dam Kangra (HP)” in the month of August, 2017, 168 boys and girls participated in this camp. An amount of ₹ 9 lakh was spent in these Sports Courses.

- 23<sup>rd</sup> State Youth Festival was organized at Kaithal from 24<sup>th</sup> to 26<sup>th</sup> November, 2017 in which 850 boys and girls participated in various Cultural Events. A sum of ₹ 22.14 lakh was allotted to this festival.

#### **Birth Anniversary of Sh. Deen Dayal Upadhyaya**

**8.50** On the birth anniversary of Sh. Deen Dayal Upadhyaya, a Kabaddi competition was held at Sonipat from 9.2.2017 to 12.2.2017 in which 150 players (12 Top team of India) participated. 1<sup>st</sup>, 2<sup>nd</sup> and 3<sup>rd</sup> team was awarded ₹ 1 crore, ₹ 50 lakh & ₹ 25 lakh respectively. Fourth team was also awarded ₹ 10 lakh in this event.

#### **Bharat Kesari Dangal**

**8.51** A wrestling competition called “Bharat Kesari Dangal” was organized on Haryana Shahidi Divas from 21.3.2017 to 23.3.2017 at Ambala. 1<sup>st</sup>, 2<sup>nd</sup>, 3<sup>rd</sup> & 4<sup>th</sup> winners were awarded ₹ 1 crore, ₹ 50 lakh, ₹ 25 lakh & ₹ 10 lakh respectively in this function.

#### **Budget**

**8.52** During the year 2016-17, the budget provision for the Sports & Youth Affairs Department was ₹ 336.49 crore as RE and a budget provision is ₹ 485.36 crore for the financial year 2017-18.

## **TOURISM**

**8.53** Haryana Tourism has acquired a prominent place on the tourist map of the country for its outstanding contribution in the promotion of tourism. The main activity of the Tourism Department is to develop tourism infrastructure and promote tourism in the State. Haryana Tourism has set up a network of 43 Tourist Complexes named after birds along the highways across the whole of the State which are extremely popular among the tourists. Some of the Tourist Complexes are adjoining the Heritage Sites, Lakes, Bird Sanctuary and Golf Courses. These resorts provide a wide range of tourist facilities such as hotels, serene motels, multi-cuisine restaurants, well stocked bars, fast food centres, health clubs, swanky conference facilities and recreational facilities like lakes for boating; picnic heights and children parks etc. and some of these resorts are spread over acres of land. The total availability of the accommodation with Haryana Tourism is at present 852 AC Rooms, 13 Dormitories and 56 Conference Halls/Multipurpose Halls/Banquet Halls/Conventional Halls etc. Moreover, Haryana Tourism has 42 Restaurants, 5 Fast Food Centres and presently 31 Bars in various Tourist Complexes of Haryana Tourism. Haryana Tourism is also running 14 petrol pumps in the various complexes of Haryana Tourism. Haryana is the only State in which five Institute of Hotel Management affiliated with the National Council for Hotel Management & Catering Technology, Noida (set up by Ministry of Tourism, Govt. of India) the apex body of Hospitality Education in country are functioning at Kurukshetra,

Rohtak, Faridabad, Panipat & Yamunanagar.

### **Krishna Circuit**

**8.54** The Ministry of Tourism, Government of India under its 'Swadesh Darshan Scheme' has identified Kurukshetra under the Krishna Circuit to develop its tourism infrastructure to promote Kurukshetra as major tourist destination. Accordingly, the State Government has shortlisted development of Braham Sarovar Jyotisar, Narkatri, Sanhit Sarovar, and development of city infrastructure of Kurukshetra. A 3-D multimedia show on various themes from Srimad Bhagwad Geeta & Mahabharata, Mural painting and Mahabharata Artefact, work on parikarma path and facade lighting of Braham Sarovar and a Theme Park complex replicating the original 48 kos Mahabharata war area at Jyotisar have been included in this innovative project by the Department of Tourism, Gov.t of Haryana.

**8.55** This scheme is being funded by the Ministry of Tourism, Govt. of India and the Department of Tourism, Government of Haryana has submitted a detailed proposal/Detailed Project Report (DPR) of ₹ 99.51 crore to Govt. of India. Against this proposal, the Ministry of Tourism, Government of India, issued sanction for an amount of ₹ 97.34 crore and also released the funds of ₹ 19.48 crore as first instalment. The construction works relating to information centre, gazebo, parking, signages boards, benches, lighting, toilets and ghats etc. have been started.

**8.56** The PPR (Preliminary Project Report) of ₹ 129.18 crore for development of tourism infrastructure of

important tourist/pilgrim places related to Srimad Bhagwad Geeta & Mahabharata at Kurukshetra, Kaithal, Jind, Karnal, Panipat and Mewat under the Krishna Circuit Phase-II of Swadesh Darshan Scheme has been sent to Ministry of Tourism, Govt. of India.

### **Heritage Circuit Rewari-Mahendergarh-Madhogarh**

**8.57** The proposal/Detailed project report for development of Tourism Infrastructure under Heritage Circuit for Rewari-Mahendergarh-Madhogarh under Swadesh Darshan Scheme for ₹ 99.75 crore has been sent to Ministry of Tourism, Government of India on 27.03.2017. Ministry of Tourism has already conducted site visit and now Government of India, Ministry of Tourism has communicated some observations. The matter is under process.

### **Swaran Jayanti Sindhu Darshan and Mansarover Yatra**

**8.58** Haryana Government has decided to provide financial assistance of ₹ 10,000 per person for Sindhu Darshan Yatra, ₹ 50,000 per person for Kailash Mansarovar Yatris and ₹ 6,000 per person for Swarn Jayanti Guru Darshan Yatra Scheme 2017 (Sri Hazoor Sahib, Nanded), Sri Nankana Sahib, Sri Hemkund Sahib and Sri Patna Sahib) upto 50 persons/pilgrims. Accordingly, ₹ 40 lakh have been provided in the Tourism Scheme outside the state Haryana under Swaran Jayanti Programme 2017-18 for this purpose.

### **Light and Sound Show**

**8.59** A Light and Sound Show/Multi Media Show has been setup at Tilyar Lake, Rohtak with the help of central financial assistance amounting to ₹ 6.40 crore which is to be commissioned

shortly. The ITDC is the implementing agency. Similarly a Light and Sound Show/Multi Media Show is also being set up at Yadvindra Garden Pinjore through ITDC. The Ministry of Tourism, Government of India has sanctioned ₹ 6 crore and released ₹ 3 crore to ITDC as central finance assistance for implementation of this project.

### **Fairs and Festivals**

**8.60** The internationally famous Surajkund Crafts Mela is held in the month of February every year so as to promote Indian Handlooms and Handicrafts. The event attracts over 12 lakh tourists both domestic and foreign. Every year more than 1000 craft persons participate in the mela and successfully showcase/ sell their products. Since 1989, all states of India have the opportunity to show case and display their crafts, cuisines and art and culture. Now, the 32<sup>nd</sup> edition of the Mela has been organized from 2<sup>nd</sup> February to 18<sup>th</sup> February, 2018 and Uttar Pradesh participated as the Theme State. Further, Kyrgyzstan participated as the Partner Nation for the Mela.

**8.61** An annual event, the Mango Mela was organized on 8<sup>th</sup> and 9<sup>th</sup> July, 2017 at Pinjore Garden, It is a treat for the lovers of the King of fruits. A large number of mango growers of Haryana, Punjab, Himachal Pradesh, Uttar Pradesh and Uttarakhand participated. The prominent mango varieties like Dasherri, Chausa, Langra, Amarpali, Bombay Green (Malda), Ratol, Malika, Ramkela (a pickle variety) etc. and mango product were on display.

**8.62** International Gita Jayanti Mahotsava is celebrated at Kurukshetra every year. The Geeta Jayanti Mahotsava was organized from

17<sup>th</sup> November to 3<sup>rd</sup> December, 2017. Heritage Mela is organized at Yadvindra Garden, Pinjore every year. Baisakhi mela is celebrated at Yadvindra Garden, Pinjore on 13<sup>th</sup> and 14<sup>th</sup> April every year. Other than these, every year 1<sup>st</sup> September and 27<sup>th</sup> September are

celebrated as Haryana tourism day and World tourism day respectively. On Haryana Tourism day competitions for school students are organized at tourist complex. The participants are provided 10 percent discount on food items as a complement.

---

## ENVIRONMENT

**8.63** Environment Department, Haryana exercises administrative control over functioning of State Environment Impact Assessment Authority and Nodal Office between State Govt. and Haryana State Pollution Control Board. During the year 2016-17, 246 projects were granted Environmental Clearance and in current financial year 2017-18, 90 projects have been granted Environment Clearance by State Environment Impact Assessment Authority under Environmental Impact Assessment Notification, 14.9.2006. The State of Haryana prepared its Action Plan on Climate Change through Environment Department being nodal agency in consultation with all line departments after carrying out extensive consultation with all the stakeholders-line departments, NGOs, Universities etc. in the State. Priorities/targets/proposed activities/ investments requirement given by all the line departments were incorporated in the Haryana State Action Plan on Climate Change for the mitigation of adverse effect of Climate Change. 43 priorities have been identified to mitigate the effect of Climate Change in Haryana. One project titled scaling of Climate Smart Villages (CSVs) in Agriculture department, Haryana under National Adaptation Fund Climate Change has already been approved by Ministry of Environment Forest & Climate Change (MOEF&CC). An

amount of ₹ 22,09,85,470 has been released by MOEF & CC to establish 250 Climate Smart Villages (CSVs). The project will be initiated in 100 Climate Smart Villages. Inspection Workshop has already been conducted on 29.3.2017 to finalize the Action Plan. The project is being implemented by the Agriculture Department Haryana. In this regard, NABARD had released ₹ 4.076 crore on 9.1.2017 for implementation of the project. Through this project, Agriculture Department will develop 100 Climate Smart Villages in 10 district of Haryana namely Karnal, Sirsa, Kaithal, Fatehabad, Kurukshetra, Ambala, Yamuna Nagar, Jind, Panipat and Sonapat. Aim of this project is to overcome the adverse effect of Climate Change faced by the farmers due to rising temperature, lowering of water table and other factors.

**8.64** The Department is vigorously implementing various enactments to tackle the environmental pollution problems viz the Water (Prevention & Control of Pollution) Act, 1974, Air (Prevention & Control of Pollution) Act, 1981, Environment (Protection) Act, 1986 and Rules made there under, for Prevention & Control of Water & Air Pollution and Maintain wholesomeness of Water and Air in the State. The implementing agency is Haryana State Pollution Control Board and Department of Environment exercise administrative control over the functioning of HSPCB.

The department has purchased a one-acre plot at approximate costs of ₹ 8,00,50,500 to establish Environment Training Institute, at IMT Manesar for enhancing competency level of different stakeholders about environment related issues. Physical Possession of plot has been obtained from HSIIDC.

**8.65** The Sustainable Development Goals (SDG) has been fixed for the vision 2030. Under the SDG-13 and 14, major initiatives to be taken during 2018-19 are as under:-

- Eliminating stubble burning- Through awareness among farmers.
- Establishing climate 100 villages as smart villages.
- Establishing Knowledge Mission Centre

Two special Environment Courts in Faridabad and Kurukshetra are also functioning for deciding cases under Water (Prevention & Control of Pollution) Act, 1981, Environment Protection Act, 1986, Indian Forest Act, 1927, Wildlife Act, 1972 and Punjab Land Prevention Act, 1900 (PLPA). During the year 2016-17, 586 and 186 cases and during the year 2017-18, 315 and 93 new cases have been instituted in Special Environment Court, Kurukshetra and Faridabad, respectively. However, 519 and 535 cases have been disposed in 2016-17 and during the year 2017-18, 519 and 282 cases disposed of by Special Environment Court, Kurukshetra and Faridabad, respectively. The State Govt. has set up 5,250 Eco-Clubs in 21 Districts of the State. During the year, i.e. 2016-17 an amount of ₹ 100 lakh have been released to Haryana State Pollution Control Board, Panchkula as

Grant-in-aid for distributing to all the District Education Officers, for Eco-Clubs and during the year 2017-18 an amount of ₹ 100 lakh were received for Eco Clubs.

#### **Achievements**

**8.66** The procedure for obtaining consent to establish and operate under Water Act, 1974 and Air Act, 1981 by the industries from the Board has been simplified and made transparent. Board has implemented online consent management system for consent to establish and operate under Water Act, 1974 and Air Act, 1981. The clearances of HSPCB in online Consent Management Monitoring System (OCMMS) has been intergrated with the portal of Haryana Enterprises Promotion Centre (HEPC) as a compliance to the requirement of Single Window under Ease of Doing Business (EoDB). The investors register themselves in single window and apply for clearances from HSPCB using HEPC portal. As per provisions of Right to Service Act/Rule a time limit of 30 days has been prescribed to decide the CTE/ CTO/Authorization applications. The authorization under the Bio Medical Waste Management Rules, 2016 and Hazardous and other Waste (Management and Trans-boundary) Rules, 2016 are also provided by the Board through Online system.

**8.67** The period of Consent to Establish (CTE) has been increased to 5 years or more for all categories of industries. Similarly, the period of Consent to Operate (CTO) has been increased from 2 years to 5 years for Red Category, from 3 years to 10 years for Orange Category and 15 years for Green Category of industries/ projects.

The procedure for extension of CTE and renewal of CTO has been simplified by introducing the auto renewal system on basis of self certification by the industries. The Regional Officers of the Board have been delegated the powers for grant/refusal of consent to establish and consent to operate applications in respective area of jurisdiction for red, orange and green category of industries with an investment of upto ₹ 10 crore or CLU cases upto 1 acre in confirming area.

**8.68** The Board has recognized 16 Laboratories of Private Sector and Public Sector under Water (Prevention and Control of Pollution) Act, 1981 to facilitate industries for analyzing their samples of effluent/air emissions for the purpose of obtaining consent from the Board besides their own 4 laboratories.

**8.69** The Board has formulated inspection policy on 24.2.2016 regarding inspection of industries/projects by the officers of the Board for implementation of various Environmental Acts/Rules, to regulate the inspection of the industries. Due to implementation of the inspection policy, the inspection of industries has been minimized and thrust is being given on online monitoring system and self compliance certification by the industries.

**8.70** In first phase, 140 large and medium scale industries/projects of highly polluting in nature and Common Treatment and Disposal Facilities (CTDF) have been covered for installation of online monitoring system. So far 112 industries and CTDF, have installed online monitoring devices and 109 industries have already started displaying online data for effluent and air

emissions by installing server in the board or through cloud server hired by them.

**8.71** The Board had carried out the study regarding burning of paddy straw in open area from Haryana Space Application Centre (HARSAC) during harvesting of paddy season and its effects on the environment. All the distilleries in the State have achieved zero liquid discharge (ZLD) and other categories of projects are in process of achieving the compliance of the said directions. This would reduce pollution load in river systems substantially.

**8.72** HSPCB has so far installed 4 Continuous Ambient Air Quality Monitoring Stations (CAAQMS) in Panchkula, Faridabad, Rohtak and Gurugram to monitor the ambient air quality and the results are displayed in public prominent places in the respective town.

**8.73** The Board has launched and implemented afforestation drive in the State during monsoon season of the year 2017 involving the District Administration, Govt. Departments, Students, Eco Clubs, Rotary/Lions Clubs, Industries, Eminent persons and Community at large with a target of plantation of atleast 1 lakh in each district.

**8.74** The Board is in process of installing 19 new continuous Ambient Air Quality Monitoring Stations (CAAQMS) at Panipat, Sonipat, Dharuhera (Rewari), Bahadurgarh, Karnal, Kaithal, Yamuna Nagar, Manesar (Gurugram), Faridabad, Ambala, Bhiwani, Fatehabad, Hisar, Jind, Kurukshetra, Mahendragarh, Mewat, Palwal and Sirsa in addition to the four

already existing such stations and this will cover the entire Haryana and Air Quality will be continuously monitored through Automatic system. Their results will be displayed in public prominent places in the towns. Installation of these new stations will strengthen the real time Ambient Air Quality data generation in the State which will help in making the policies and projects to control and reduce the pollution level in the State.

**8.75** The Board is keen to clean the rivers of Yamuna and Ghaggar and to make them pollution free. For this purpose, Board is proposing to install a number of sewage treatment plants (STPs) and Common Effluent Treatment Plants (CETPs) wherever required through various Departments and the water quality will be monitored at various identified locations periodically.

**8.76** The Board is proposing to increase the efficiency by constituting different project management units for the effective implementation of recent amended rules i.e. Bio-Medical Waste Rules, Hazardous Waste Management Rules, E-Waste Management Rules, Construction & Demolition Waste Management Rules and Soil Waste Management Rules besides Data Management Cell and Geo Information System for mapping of all the polluting sources, rivers, drains and eco-sensitive zones. Board is in the process of introducing online system for issuing

authorization as well as registration under e-Waste (Management) Rules, 2016.

**8.77** The Board is intended to create wide publicity and awareness among the kids and youth of the State on the subject of Environment through campaigns, public advertisements, workshops, seminars and print and visual media. As an incentive to Gram Panchayats, the Haryana State Pollution Control Board has announced a reward of ₹ 50,000 each to 100 Gram Panchayats (every year) in the major crop burning districts, which declare and pass a resolution that they would not allow any crop residue burning in their village, subject to the condition that zero burning is reported in those villages as verified by the reports of the District Level Committee and HARSAC remote sensing reports.

**8.78** The Board has also taken its efforts to introduce improved air mission technology in the Brick Kilns in the State so that the air pollution in the State is brought under control. The Board is proposing to get the study conducted from HARSAC for the entire state during the year 2018 for both the seasons i.e. wheat as well as paddy, so that the cases of crop residue burning cases be monitored throughout the State on daily basis and restricted accordingly in compliance of NGT directions, so that pollution due to crop residue burning be controlled in order to save Environmental degradation.

---

## **CO-OPERATION**

**8.79** Govt. has enhanced the sugarcane price to ₹ 330 per quintal, ₹ 325 per quintal and ₹ 320 per quintal

for the Early Variety, Mid Variety and Late Variety, respectively against FRP (Fair and Remunerative Price) of ₹ 255 per quintal fixed by the Govt. of India.

₹ 200 crore has been allocated in the budget for the year 2017-18 for clearance of cane payment to the cane growers.

**8.80** The Haryana Govt. has provided remunerative prices ₹ 5 per litre paid in addition to existing rate to milk pourers of Cooperative Milk Societies during lean period i.e. 'April to September' under 'Mukhya Mantri Dugdh Utpadhak Protsahan Yojana'. Under the scheme the subsidy of ₹ 2,592 lakh has already been released during the year 2017-18. ₹ 30 lakh have been approved under the scheme 'Assistance to Milk Cooperative'. It will build faith of Milk Producers in the Cooperative system as FAT/SNF percentage and weight of the milk will be recorded accurately & the farmers will be benefitted as they will get correct value for the milk supplied.

**8.81** During present year 2017-18 from January to December 2017, 170 new Labour and Construction Cooperative Societies have been registered having about 1,850 unemployed educated youths and Primary Labour & Construction Societies have executed works to the tune of ₹ 250.59 crore during the last 11 months whereas in the last year the Labour and Construction Cooperative

Societies have executed works to the tune of ₹ 171.84 crore. Due to strenuous effort of the State Federation and several representations to the State Govt. for welfare of the Labour and Construction Cooperative Societies, the Government has allowed concession and facilities for Primary Labour & Construction Societies upto 31.3.2022. The working result of Labour and Construction Cooperative Societies is improving after issue of Govt. notification dated 8.12.2016.

**8.82** The Interest rebate @ 50 percent is provided to good pay master of HSCARDB, who repay their loans during 25.8.2014 to 31.3.2018, will get 50 percent subsidy on interest rate. Interest Rebate @ 4 percent is also given to loanee members of PACS who will avail crop loans up to 28.2.2018. The good pay masters of PACS will get interest free loan (at zero percent).

**8.83** The Govt. of Haryana has launched a scheme for Vegetable & Fruit Growers and Women Cooperative Societies. The loan upto an amount of ₹ 5 lakh without any collateral security will be provided by the Central Cooperative Banks, out of which subsidy portion of 20 percent or a maximum subsidy of ₹ 1 lakh will be provided to each society by the State Govt.

---

## **20-POINT PROGRAMME**

**8.84** A number of programmes enlisted in the 20-Point Programme which addresses the needs and aspirations of the people have undertaken. The targets and achievements under 20-point Programme are given in **Annexure-8.8.**

**8.85** Under Mahatma Gandhi National Rural Employment Guarantee Act. (MGNREGA), any rural household seeking unskilled manual work could register its family with Gram Panchayat and obtain a Job Card. The Gram Panchayat was entrusted with the legal duty of providing at least 100 days work



**Table: 8.8- Achievements under 20-Point Programme.**

Points/Items		Unit	2017-18 (upto Dec., 2017)	
			Targets	Achievement
01A	Mahatma Gandhi National Rural Employment Guarantee Act	Lakh Mandays	Non Targetable	65.38
06A	Houses Constructed (Pradhan Mantri Awas Yojana)	Number	19,106	3,844
06B	Houses Constructed-EWS/LIG Houses in Urban Areas	Number	472	179
07A03	Habitations Covered (Partially Covered & Slipped Back)	Number	500	98
08E	Institutional Delivery	Number in lakh	Non Targetable	2,85,052
10A02	SC families assisted under SCA to SCSP & NSFDC	Number	8,000	3,447
10A03	SC students assisted under post matric scholarship	Number	Non Targetable	38,788
12A	ICDS Blocks Operational (Cumulative)	Cumulative Number	148	148
12B	Anganwadis Functional (Cumulative)	Cumulative Number	25,962	25,962
15A1	Area Covered Under Plantation	Hectares	24,344.90	13,510.99
15A2	Seedlings Planted	Number in lakh	246.48	130.70
18D	Pump Sets Energized	Number	8,800	7,489

Source: Department of Economic and Statistical Analysis, Haryana.

to the applicant within 15 days of the receipt of application. Upto December, 2017, 65.38 lakh mandays employment have been generated under this scheme in the State. Under Pradhan Mantri Awas Yojana Scheme, against the annual target of 19,106 houses, 3,844 houses have been constructed upto December, 2017. Under EWS/LIG houses in urban areas scheme, 179 houses have been constructed upto December, 2017 against the target of 472 houses intimated by the department.

**8.86** Under National Rural Drinking Water Supply Programme, habitations covered (Partially Covered & Slipped Back), the achievement of 98 habitations have been made against the targets of 500 habitations upto December, 2017.

**8.87** The target of 8,000 families for SC families assisted under SCA to SCSP & NSFDC has been fixed by the department for the year 2017-18. Against this target, the achievement has been made of 3,447 families till December, 2017. Under Institutional Delivery scheme, 2,85,052 women have availed the benefit. 148 ICDS Blocks and 25,962 Anganwadies (cumulative) are in operation upto December, 2017 in the State. 13,510.99 hectares area have been covered under plantations and 130.70 lakh seedling have been planted. 7,489 pumpsets have been energized against the target of 8,800 pumpsets upto December, 2017.

\*\*\*

## Annexure 1.1 Annual Index of Industrial Production

Base Year 2004-05=100

Group Description		Weight	Index		
			2012-13	2013-14	2014-15
15	Food products and beverages	54.98	163.4	187.4	173.5
16	Tobacco products	0.55	95.3	96.3	73.7
17	Textiles	38.77	70.4	84.1	102.7
18	Wearing apparel; dressing & dyeing of fur	47.59	158.5	173.5	164.3
19	Tanning & dressing of leather; manufacture of luggage, handbags, sadlery, harness and footwear	6.25	97.5	88.8	99.3
20	Wood & products of wood & cork, except furniture; manufacture of articles of straw & plating materials	3.11	167.1	170.0	181.6
21	Paper & paper products	9.67	119.4	123.9	124.4
22	Publishing, printing & reproduction of recorded media	2.72	87.6	106.7	118.7
23	Coke, refined petroleum products and nuclear fuel	0.25	155.4	174.6	185.4
24	Chemicals & chemicals products	36.73	159.8	167.9	115.0
25	Rubber and plastic products	31.07	138.9	161.5	171.6
26	Other non-metallic mineral products	14.70	150.6	228.3	280.4
27	Basic metals	109.70	197.6	194.6	207.7
28	Fabricated metal products, except machinery and equipment	24.55	221.7	237.8	270.5
29	Machinery & equipment n.e.c.	63.15	254.1	401.2	482.7
30	Office, accounting & computing machinery	4.12	234.2	175.5	201.9
31	Electrical machinery & apparatus n.e.c.	22.81	147.8	176.3	218.4
32	Radio, television and communication equipment and apparatus	7.44	200.4	203.7	219.5
33	Medical, precision & optical instruments, watches and clocks	17.10	131.0	179.3	166.1
34	Motor vehicles, trailers and semi-trailers	233.94	180.5	138.7	158.8
35	Other transport equipment	173.52	175.5	165.9	150.1
36	Furniture; manufacturing n.e.c.	15.50	78.7	75.6	69.3
	<b>Manufacturing</b>	<b>918.22</b>	<b>173.6</b>	<b>177.8</b>	<b>187.6</b>
	<b>Electricity</b>	<b>81.78</b>	<b>243.5</b>	<b>252.7</b>	<b>275.4</b>
	<b>General Index</b>	<b>1000.00</b>	<b>179.3</b>	<b>184.0</b>	<b>194.8</b>

Source:- Department of Economic & Statistical Analysis, Haryana.

## Annexure 1.2 Growth of Industry Product Groups (IIP Base year 2004-05=100)

Industry Group	Weight	2012-13	2013-14	2014-15
<b>Manufacturing</b>	<b>918.22</b>	<b>4.6</b>	<b>2.4</b>	<b>5.5</b>
<b>Industrial Groups with growth rates above 10% during 2014-15</b>				
17. Manufacture of textiles	38.77	-10.7	19.5	22.1
19. Tanning and dressing of leather ; manufacture of luggage, handbags, saddlery, harness and footwear	6.25	-9.4	-8.9	11.8
22. Publishing, printing & reproduction of recorded media	2.72	1.3	21.8	11.2
26. Manufacture of other non-metallic mineral products	14.70	10.4	51.6	22.8
28. Manufacturing of fabricated metal products, except machinery & equipment	24.55	7.8	7.3	13.8
29. Manufacture of machinery & equipment n.e.c.	63.15	23.5	57.9	20.3
30. Manufacture of office, accounting & computing machinery	4.12	8.3	-25.1	15.0
31. Manufacture of electrical machinery & apparatus n.e.c.	22.81	12.6	19.3	23.9
34. Manufacture of motor vehicles, trailers & semi trailers	233.94	-6.8	-23.1	14.5
<b>Industry Groups with growth rates between 5% to 10% during 2014-15</b>				
20. Manufacture of wood and of products of wood & cork, except furniture; manufacture of furniture, manufacture of articles of straw & plating materials	3.11	6.1	1.7	6.8
23. Manufacture of coke, refined petroleum products and nuclear fuel	0.25	7.6	12.4	6.2
25. Manufacturing of rubber and plastics products	31.07	13.0	16.2	6.3
27. Manufacture of basic metals	109.70	24.6	-1.5	6.7
32. Manufacture of radio, television and communication equipment and apparatus	7.44	5.4	1.6	7.8
<b>Industry Groups with growth rates below 5% during 2014-15</b>				
21. Manufacture of paper and paper products	9.67	6.5	3.7	0.4
<b>Industrial Groups with negative growth rates during 2014-15</b>				
15. Manufacture of food products and beverages	54.98	6.9	14.7	-7.4
16. Manufacture of tobacco products	0.55	0.9	1.0	-23.5
18. Manufacture of wearing apparel; dressing and dyeing of fur	47.59	10.9	9.5	-5.3
24. Manufacture of chemicals & chemical products	36.73	2.1	5.0	-31.5
33. Manufacture of medical, precision and optical instruments, watches & clocks	17.10	3.2	36.8	-7.4
35. Manufacture of other transport equipment	173.52	-0.5	-5.4	-9.5
36. Manufacture of Furniture; manufacturing n.e.c.	15.50	8.7	-3.9	-8.3

Source:- Department of Economic & Statistical Analysis, Haryana.

## Annexure 2.1- Receipts of Haryana Government

(₹ crore)

Items	2014-15	2015-16	2016-17 (RE)	2017-18 (BE)
<b>1 Revenue Receipts (A+B)</b>	<b>40798.66</b>	<b>47556.55</b>	<b>60327.09</b>	<b>68810.88</b>
<b>A) State's Own Sources (a+b)</b>	<b>32247.69</b>	<b>35681.58</b>	<b>45179.74</b>	<b>53421.46</b>
<b>a) State's Own Tax Revenue (i to viii)</b>	<b>27634.57</b>	<b>30929.09</b>	<b>37841.91</b>	<b>43339.74</b>
i) Land Revenue	15.28	14.97	18.15	24.74
ii) State Excise	3470.45	4371.08	5251.58	6100.00
iii) Sales Tax	18993.25	21060.23	26400.00	30500.00
iv) Taxes on Vehicles	1191.50	1400.38	1600.00	2400.00
v) Stamps & Registration	3108.70	3191.21	3500.00	3900.00
vi) Taxes on Goods & Passenger	527.07	554.25	700.00	0.00
vii) Taxes & Duties on Electricity	239.73	256.66	269.88	300.00
viii) Other Taxes & Duties on Commodities & Services	88.59	80.31	102.30	115.00
<b>b) State's Own Non-Tax Revenue (i to v)</b>	<b>4613.12</b>	<b>4752.49</b>	<b>7337.83</b>	<b>10081.72</b>
i) Interest Receipts	933.59	1087.48	2380.07	2101.77
ii) Dividends & Profits	5.81	15.89	6.82	7.12
iii) General Services	257.35	403.68	500.63	424.08
iv) Social Services	1730.18	1370.90	2047.10	4471.89
v) Economic Services	1686.19	1874.54	2403.21	3076.86
<b>B) Central Sources (c+d)</b>	<b>8550.97</b>	<b>11874.97</b>	<b>15147.35</b>	<b>15389.42</b>
c) Share in Central Taxes*	3548.09	5496.22	7245.72	8371.78
d) Grant- in- aid from Central Government	5002.88	6378.75	7901.63	7017.64
<b>2 Capital Receipts (i to iii)</b>	<b>10922.90</b>	<b>31142.01</b>	<b>23683.03</b>	<b>22920.69</b>
i) Recoveries of Loans	272.82	328.28	418.77	5963.66
ii) Misc. Capital Receipts	18.74	29.98	38.00	38.00
iii) Public Debt(Net)	10631.34	30783.75	23226.26	16919.03
<b>Total Receipts (1+2)</b>	<b>51721.56</b>	<b>78698.56</b>	<b>84010.12</b>	<b>91731.57</b>

RE-Revised Estimates, BE-Budget Estimates

\* Share of net proceeds assigned to State by the Centre given under the head "other taxes & duties on commodities and services" included in share in Central taxes instead of State's own tax revenue.

Source : State Budget Documents.

**Annexure 2.2- Expenditure of Haryana Government**

(₹ crore)

Items	2014-15	2015-16	2016-17 (RE)	2017-18 (BE)
<b>1. Revenue Expenditure (A+B+C)</b>	<b>49117.87</b>	<b>59235.70</b>	<b>72548.77</b>	<b>79935.84</b>
<b>A Developmental (i+ii)</b>	<b>32208.56</b>	<b>40229.23</b>	<b>50587.43</b>	<b>55155.83</b>
i) Social Services	19120.56	21538.87	27818.79	31403.58
ii) Economic Services	13088.00	18690.36	22768.64	23752.25
<b>B Non-Developmental (i to v)</b>	<b>16764.73</b>	<b>18713.32</b>	<b>21461.34</b>	<b>24379.31</b>
i) Organs of State	747.35	742.66	896.65	938.28
ii) Fiscal Services	334.51	361.32	446.68	529.59
iii) Interest Payment & Servicing of Debt.	6928.27	8546.55	9616.07	11257.19
iv) Administrative Services	3498.45	3620.39	4452.47	5033.38
v) Pensions & Miscellaneous General Services	5256.15	5442.40	6049.47	6620.87
<b>C Others*</b>	<b>144.58</b>	<b>293.15</b>	<b>500.00</b>	<b>400.70</b>
<b>2. Capital Expenditure (D+E)</b>	<b>4558.40</b>	<b>20158.62</b>	<b>11583.38</b>	<b>12448.54</b>
<b>D Developmental (i+ii)</b>	<b>4145.14</b>	<b>19573.43</b>	<b>11026.76</b>	<b>11744.79</b>
i) Social Services	2071.29	1690.56	2061.39	4345.10
ii) Economic Services	2073.85	17882.87	8965.37	7399.69
<b>E Non-Developmental (i+ii)</b>	<b>413.26</b>	<b>585.19</b>	<b>556.62</b>	<b>703.75</b>
i) General Services	290.70	460.56	493.40	621.75
ii) Loans for Govt. Servant other than Housing	122.56	124.63	63.22	82.00
<b>3. Total Expenditure(1+2=4+5+6)</b>	<b>53676.27</b>	<b>79394.32</b>	<b>84132.15</b>	<b>92384.38</b>
<b>4. Total Developmental Expd. (A+D)</b>	<b>36353.70</b>	<b>59802.66</b>	<b>61614.19</b>	<b>66900.62</b>
<b>5. Total Non-Developmental Expd. (B+E)</b>	<b>17177.99</b>	<b>19298.51</b>	<b>22017.96</b>	<b>25083.06</b>
<b>6. Others* (C)</b>	<b>144.58</b>	<b>293.15</b>	<b>500.00</b>	<b>400.70</b>

RE- Revised Estimates, BE–Budget Estimates

\*Compensation & assignment to Local Body and Panchayati Raj Institutions.

Source : State Budget Documents.

**Annexure 2.3- Financial Position of Haryana Government**

(₹ crore)

Items	2014-15	2015-16	2016-17 (RE)	2017-18 (BE)
<b>1. Opening Balance</b>				
According to Books of				
a) AG	(-)652.31	76.07	(-)733.40	(-)462.83
b) RBI	(-)616.92	100.04	(-)736.51	(-)465.94
<b>2. Revenue Account</b>				
a) Receipts	40798.66	47556.55	60327.09	68810.88
b) Expenditure	49117.87	59235.70	72548.77	79935.84
c) Surplus/Deficits	(-)8319.21	(-)11679.15	(-)12221.68	(-)11124.96
<b>3. Misc. Capital Receipts</b>	18.74	29.98	38.00	38.00
<b>4. Capital Outlay</b>	3715.53	6908.33	7002.24	11122.48
<b>5. Public Debt</b>				
a) Debt Incurred	18858.75	37998.43	29506.70	26864.00
b) Repayments	8227.41	7214.68	6280.44	9944.97
c) Net	10631.34	30783.75	23226.26	16919.03
<b>6. Loans &amp; Advances</b>				
a) Advances	842.87	13250.29	4581.14	1326.06
b) Recoveries	272.82	328.28	418.77	5963.66
c) Net	(-)570.05	(-)12922.01	(-)4162.37	4637.60
<b>7. Inter State Settlement</b>	-	-	-	-
<b>8. Appropriation to Contingency Fund</b>	-	-	-	-
<b>9. Contingency Fund (Net)</b>	-	-	-	-
<b>10. Small Saving, Provident Fund etc. (Net)</b>	1041.05	1048.64	1205.00	1305.00
<b>11. Deposits &amp; Advances, Reserve Funds and Suspense &amp; Misc. (Net)</b>	1655.93	(-)1143.20	(-)762.40	(-)389.50
<b>12. Remittances (Net)</b>	(-)13.89	(-)19.15	(-)50.00	(-)40.00
<b>13. Net (On Year's Account)</b>	728.38	(-)809.47	270.57	222.69
<b>14. Year's Closing Balance</b>				
According to Books of				
a) AG	76.07	(-)733.40	(-)462.83	(-)240.14
b) RBI	100.04	(-)736.51	(-)465.94	(-)243.25

RE- Revised Estimates, BE–Budget Estimates

Source: State Budget Documents.

**Annexure 2.4- Budgetary Expenditure of Haryana Govt. as per Economic Classification**

(₹ crore)

Items	2014-15	2015-16	2016-17 (RE)	2017-18 (BE)
<b>I Administrative Departments (1 to 7)</b>	<b>48864.07</b>	<b>76472.72</b>	<b>79046.12</b>	<b>84307.84</b>
1. Consumption Expenditure (i+ii+iii)	20747.14	24298.81	26473.86	28031.56
i) Compensation of Employees	18209.18	19599.04	22977.03	26181.92
ii) Net Purchase of Commodities & Services including Maintenance	2096.53	4430.71	3142.01	1379.33
iii) Transfers in kind	441.43	269.06	354.82	470.31
2. Current Transfers*	17930.12	21126.08	29659.68	31948.36
3. Gross Capital Formation	2717.67	4430.90	4178.28	8823.11
4. Capital Transfers	6479.96	11603.82	12162.10	12492.36
5. Net Purchase of Financial Assets	114.74	1670.33	1957.74	1622.97
6. Loans & Advances	842.86	13250.29	4581.14	1326.06
7. Net purchase of Physical Assets	31.58	92.49	33.32	63.42
<b>II Departmental Commercial Undertakings (1 to 6)</b>	<b>4174.76</b>	<b>4212.14</b>	<b>4944.56</b>	<b>5656.59</b>
1. Purchase of Goods & Services including Maintenance	1227.78	1225.91	1353.59	1469.70
2. Compensation of Employees	1369.49	1482.04	2255.90	2486.47
3. Consumption of Fixed Capital (Depreciation)	39.88	42.89	40.90	43.90
4. Interest	574.93	621.33	579.16	620.17
5. Gross Capital Formation	953.68	785.91	659.01	1000.35
6. Net Purchase of Physical Assets	9.00	54.06	56.00	36.00
<b>Total Expenditure(I+II)</b>	<b>53038.83</b>	<b>80684.86</b>	<b>83990.68</b>	<b>89964.43</b>

RE – Revised Estimates, BE – Budget Estimates

\* Current Transfers also include subsidies & interest.

Source: State Budget Documents/Deptt. of Economic and Statistical Analysis, Haryana.